



# JOB DEMAND REPORT

## JUNE 2023

### HIGHLIGHTS

#### JOB POSTINGS BY THE NUMBERS

POSTING COUNT	NEW THIS MONTH	COMPANIES	JOB BOARDS
9,612	6,281	3,225	32

#### # OF DAYS POSTED

AVERAGE	MEDIAN
22.3	17

### REPORT BUILDER

The default filter selection below will show all job demand data for the month. You can use the filters to create a customized report for the purpose of understanding a subset of the data.

#### OCCUPATION FILTERS

SKILL TYPE NAME / 1-DIGIT NOC	▼
MAJOR GROUP / 2-DIGIT NOC	▼
MINOR GROUP / 3-DIGIT NOC	▼
UNIT GROUP / 4-DIGIT NOC	▼
SKILL LEVEL	▼
JOB TYPE	▼
JOB DURATION	▼
ADDITIONAL LANGUAGE	▼
SPECIFIC JOB TAGS	▼

#### INDUSTRY/SECTOR FILTERS

HIRING SECTOR BY 2-DIGIT NAICS CODE	▼
HIRING SECTOR BY 3-DIGIT NAICS CODE	▼
HIRING SECTOR BY 4-DIGIT NAICS CODE	▼
HIRING SECTOR BY 5-DIGIT NAICS CODE	▼
HIRING SECTOR BY 6-DIGIT NAICS CODE	▼

#### OTHER FILTERS

JOB BOARD	▼
MUNICIPALITY	▼

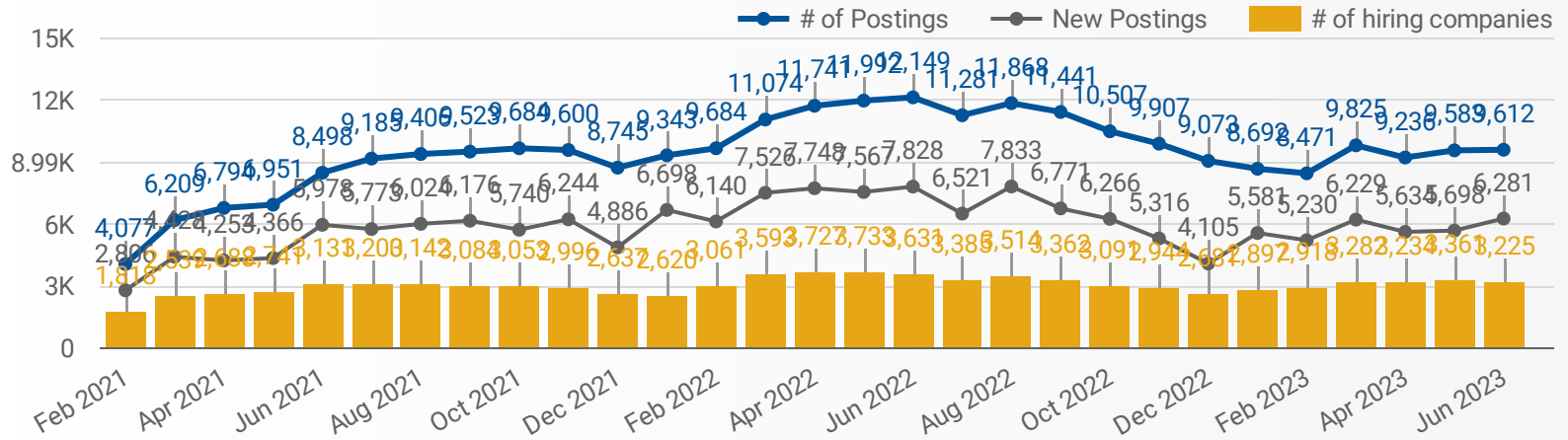
NOC = National Occupation Classification | NAICS = North American Industry Classification System

**Source:**

Job posting data collected by Work in Simcoe County from job boards and employer websites who recruit candidates in Simcoe County.

## JOB POSTINGS BY MONTH FOR SIMCOE COUNTY

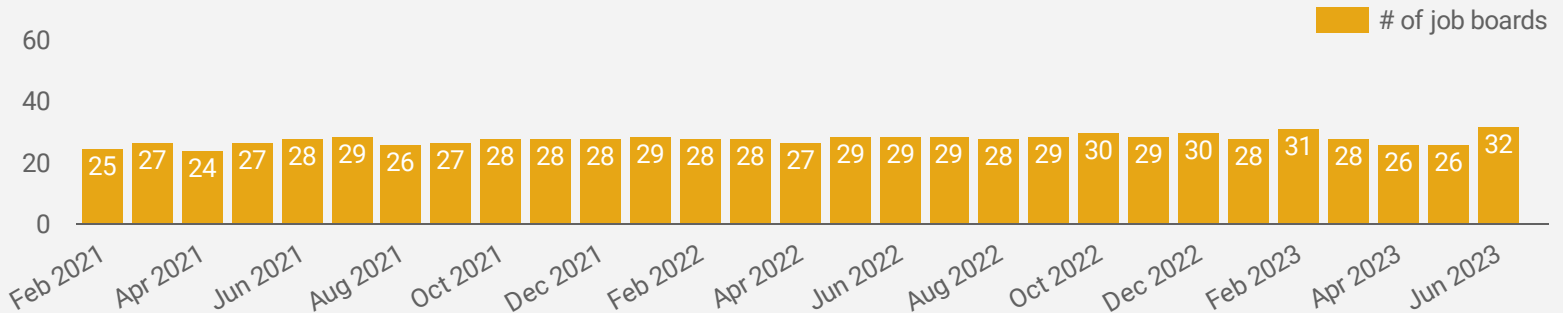
How many job postings were active for at least 1 day this month?



NOTE: This graph cannot be filtered using the controls on the cover page

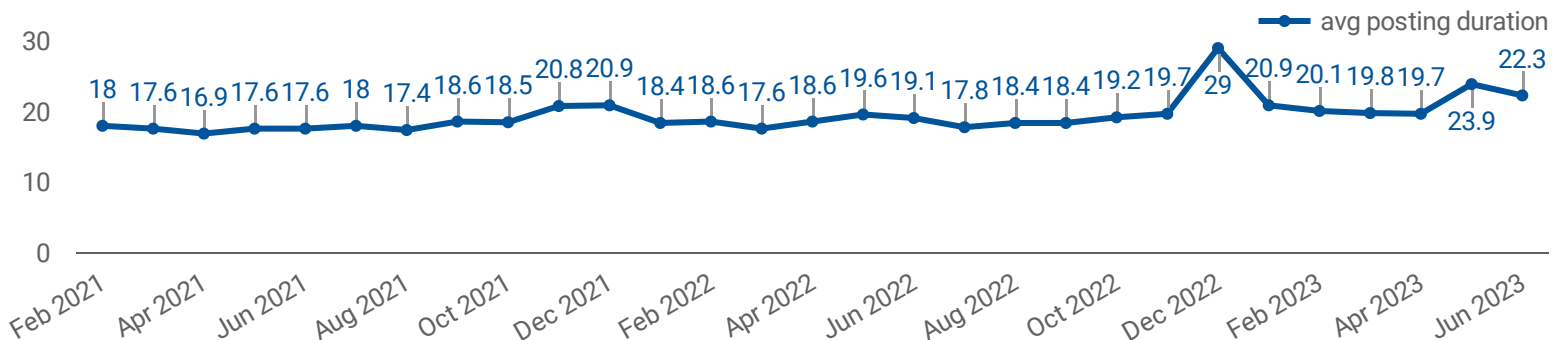
## NUMBER OF ACTIVE JOB BOARDS

How many job postings were active for at least 1 day this month on these job boards?



## AVERAGE POSTING LENGTH BY DAYS

How long are employers having to recruit for to find candidates to fill their job vacancies?



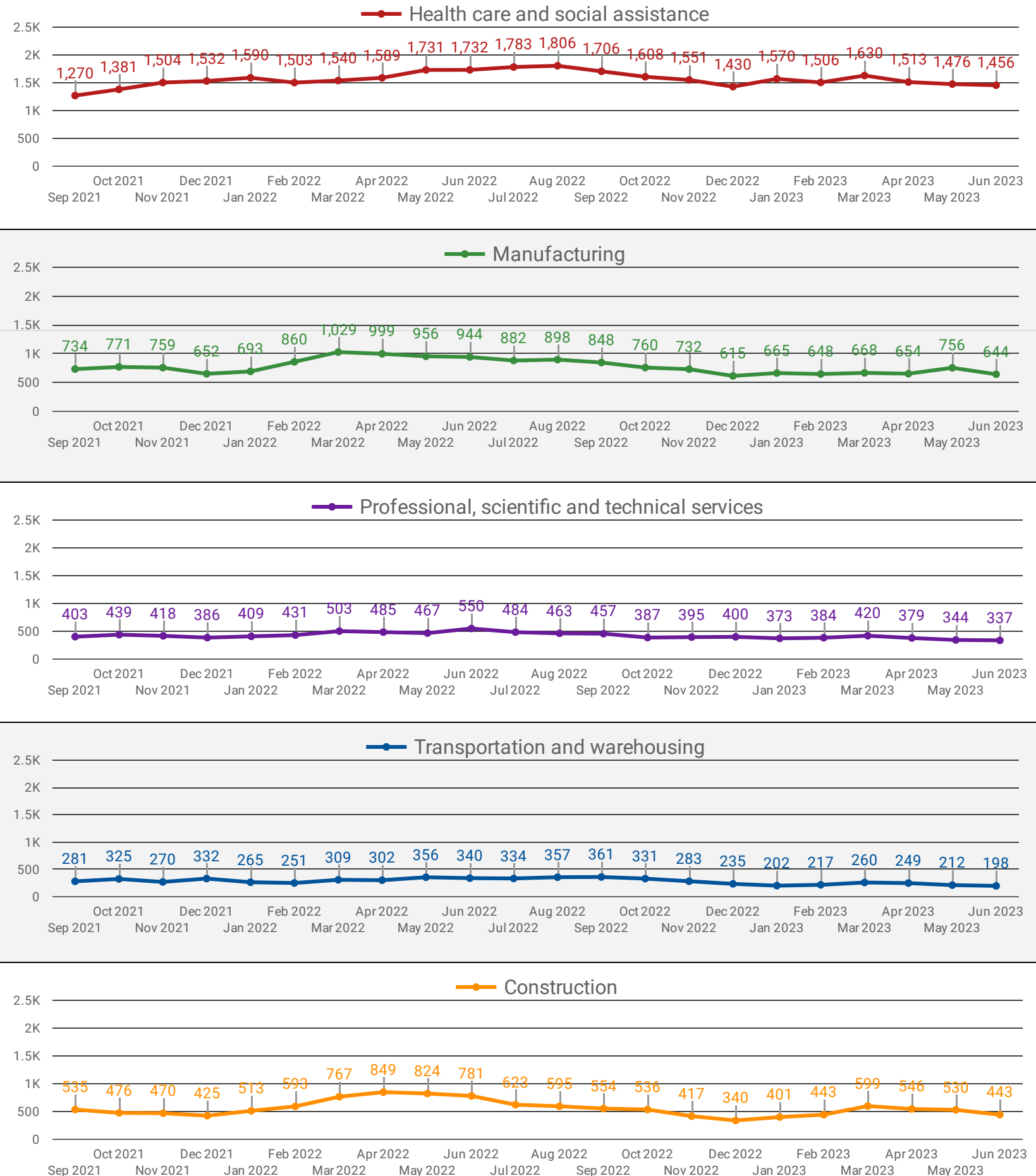
## POST DATE TIMELINE FOR THIS MONTH'S ACTIVE JOB POSTINGS

How many job postings were active for at least 1 day this month?



## DEMAND BY KEY SECTOR FOR SIMCOE COUNTY

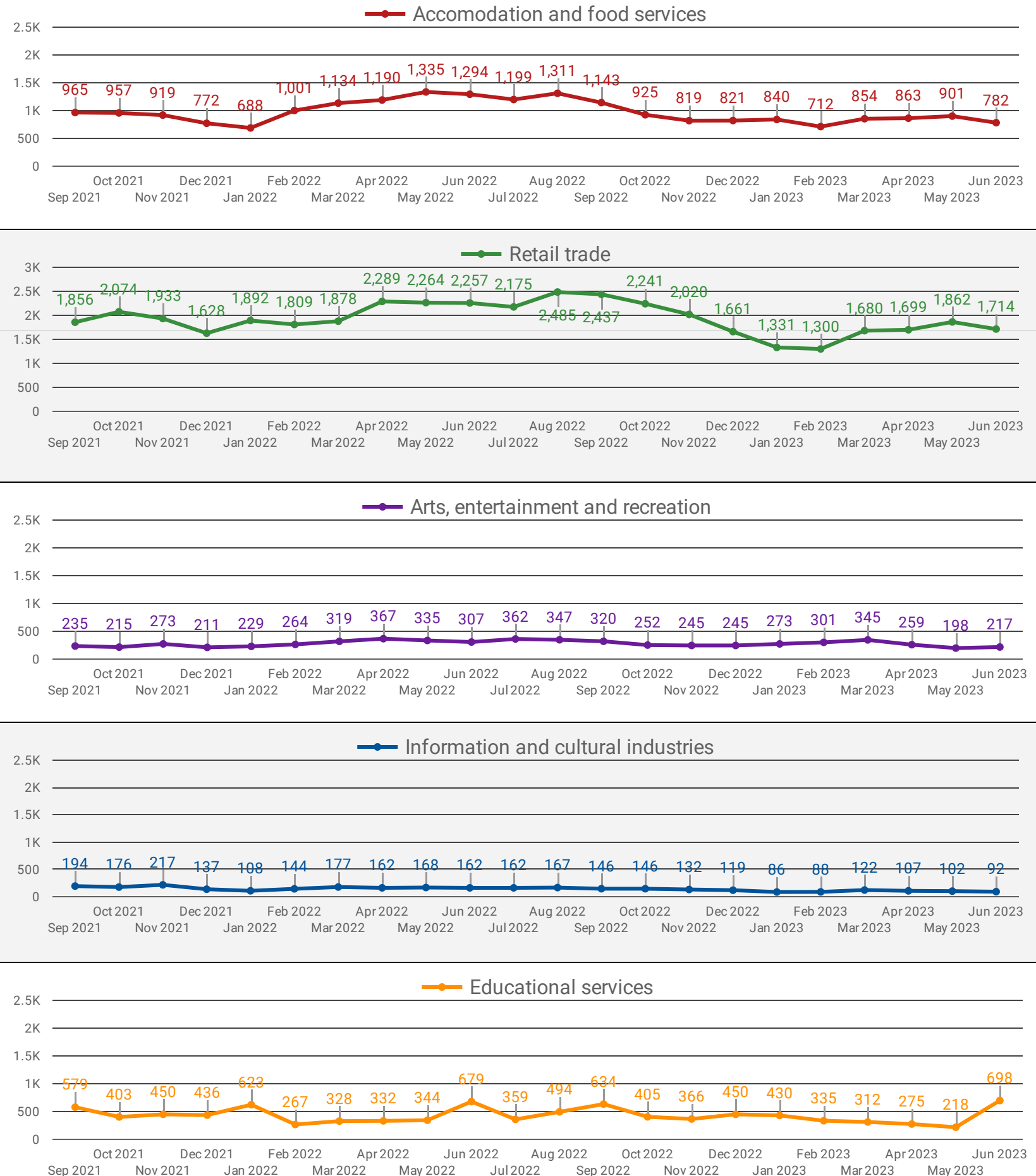
How many job postings were active for at least 1 day this month by sector?



NOTE: This graph cannot be filtered using the controls on the cover page

## DEMAND BY IMPACTED SECTOR FOR SIMCOE COUNTY

How many job postings were active for at least 1 day this month by sector?



NOTE: This graph cannot be filtered using the controls on the cover page

## JOB POSTINGS BY COMMUNITY

How many job postings were active for at least 1 day this month?

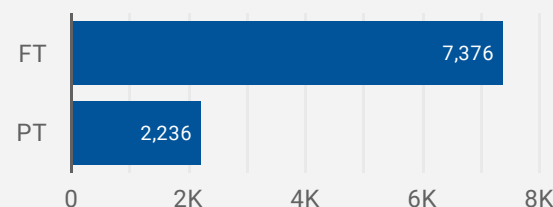
	COMMUNITY	POSTING COUNT	AVG POSTING LENGTH IN DAYS	MEDIAN POSTING LENGTH IN DAYS
1.	Barrie	4,290	25.5	17
2.	Orillia	887	17.3	17
3.	Collingwood	764	18.1	17
4.	Innisfil	610	22.5	17
5.	Midland	580	17.9	17
6.	New Tecumseth	569	20.2	17
7.	Bradford West Gwillimbury	525	20.8	17
8.	Springwater	219	21.9	17
9.	Penetanguishene	176	19.3	17
10.	Wasaga Beach	168	20.3	17
11.	Essa	160	20.3	17
12.	Ramara	152	18.6	17
13.	Clearview	141	21.1	17
14.	Severn	119	18.9	17
15.	Oro-Medonte	101	19.3	17
16.	Tay	44	21.8	17
17.	Adjala-Tosorontio	32	15.1	17
18.	Borden	28	58.4	17
19.	Tiny	21	16.9	17

1 - 19 / 19



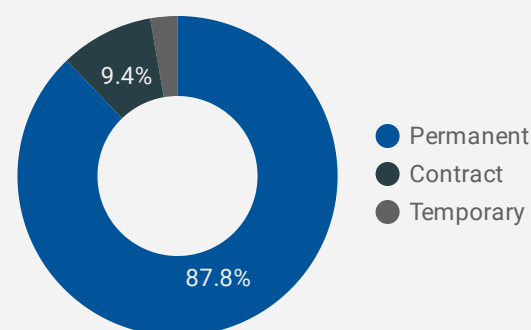
## JOB TYPE

Full-time vs Part-time



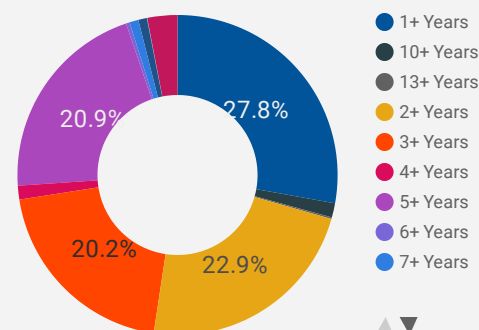
## JOB DURATION

Permanency of jobs posted



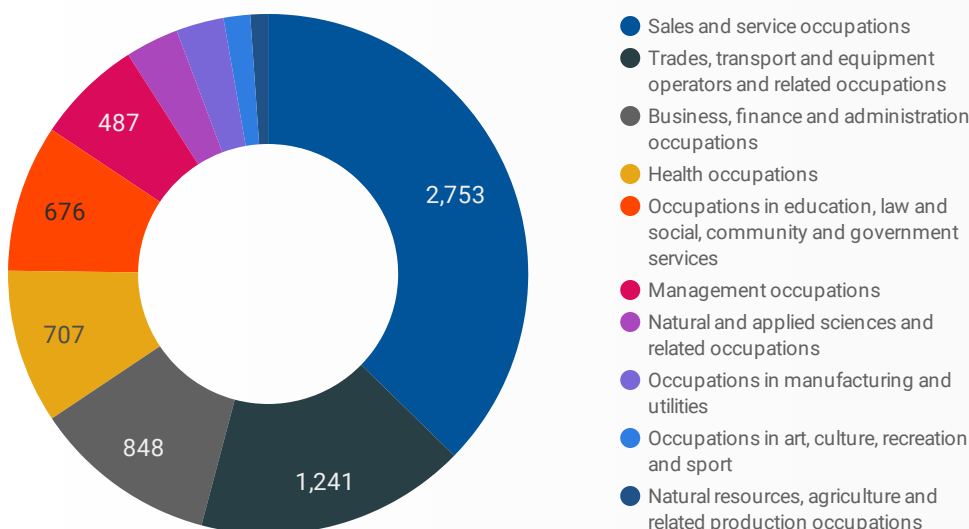
## JOB EXPERIENCE LEVEL

Job Postings by Experience Level Required



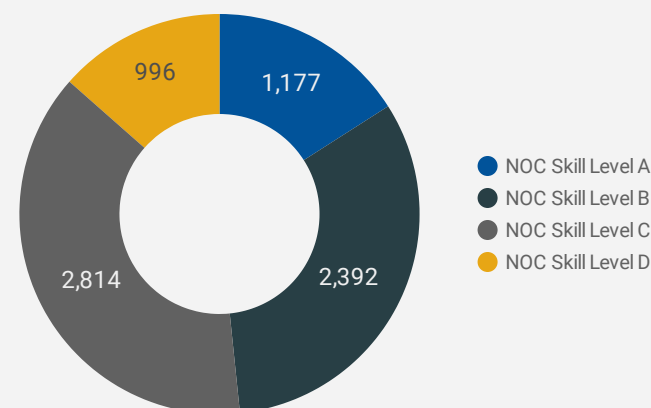
## JOB POSTINGS BY JOB CATEGORY

What broad occupational category is being recruited?



## JOB POSTINGS BY SKILL LEVEL

What education do occupations typically require?



Skill Level A = Usually University education | Skill Level B = Usually College education or Apprenticeship training | Skill Level C = Usually Secondary education or occupation-specific training | Skill Level D = Usually on-the-job training

## TOP HIRING EMPLOYERS & AGENCIES

Who is hiring?

	COMPANY	COMMUNITY	POSTINGS COUNT ▾	AVG POSTING LENGTH IN DAYS	MEDIAN POSTING LENGTH IN DAYS
1.	Simcoe County District School Board	Barrie	174	12.2	5
2.	Royal Victoria Regional Health Centre	Barrie	87	20.9	17
3.	Simcoe County District School Board	Innisfil	66	16.4	5
4.	Simcoe County District School Board	Springwater	66	12.2	17
5.	Georgian Bay General Hospital	Midland	64	17.0	17
6.	Sienna Senior Living	Barrie	56	27.4	17
7.	Simcoe County District School Board	Bradford West Gwillimbury	54	7.9	4
8.	Simcoe County District School Board	New Tecumseth	52	5.9	4
9.	RONA inc.	Barrie	51	26.5	16
10.	Orillia Soldiers' Memorial Hospital	Orillia	50	17.1	17
11.	Georgian College	Barrie	42	24.4	17
12.	City of Barrie	Barrie	41	19.8	17
13.	Simcoe County District School Board	Orillia	40	8.2	5
14.	Waypoint Centre for Mental Health Care	Penetanguishene	40	17.1	17
15.	.job-search-1on8af8{border-radius:50%;height:32px;width:32px;}	Barrie	38	17.0	17
16.	Simcoe Muskoka Catholic District School Board	Barrie	33	14.1	17
17.	Staples Canada	Collingwood	32	16.3	17
18.	Sienna Senior Living Inc.	Barrie	31	17.6	17
19.	Napoleon Products	Barrie	30	16.9	17
20.	Lowe's	Barrie	29	20.6	14
21.	Spectra Aluminum Products Ltd	Bradford West Gwillimbury	28	12.6	17
22.	Zehrs	Barrie	27	17.0	17
23.	Vins Plastics	Bradford West Gwillimbury	27	17.0	17
24.	Baxter International	New Tecumseth	26	16.2	17
25.	Friday Harbour Resort	Barrie	24	16.9	17
26.	Canadian Tire Corporation Limited	Barrie	24	15.9	15
27.	Bell Canada	Barrie	23	17.0	17
28.	Simcoe County District School Board	Essa	23	9.1	5
29.	Gateway Casinos & Entertainment Ltd.	Innisfil	21	23.7	21
1 - 50 / 3994 < >					

## TOP HOURLY WAGES IN JOB POSTINGS

What are employers willing to pay to find the perfect candidate?











# of Minimum Wage Jobs

314

	JOB TITLE	COMPANY	LOCATION	HOURLY WAGE ▾
1.	Chiropractor	Bond Head Chiropractic and Rehab	Bradford West Gwillimbury	170 
2.	DRIFT NEEDS GRAVEL OWNER OPERATORS	DRIFT	Ramara	160 
3.	Chiropractor	Edge Health	Barrie	140 
4.	Counselling Associate: Registered Psychotherapist (rp)	.job-search-1 on8af8{border-radius:50%;height:32px;width:32px;}	Barrie	125 
5.	Chiropractor	Good Wellness	Barrie	110 
6.	Senior Project Manager	Tri-global	Orillia	108 
7.	Manual Osteopathic Practitioner	Edge Health	Barrie	105 
8.	Registered Physiotherapist	MEDSTARZ Family Health Centre	Bradford West Gwillimbury	102 
9.	Av Technician	Auxe	Barrie	100 
10.	Physiotherapist	HealthCasa Limited	Barrie	97 
11.	Acting Vice President	SIMCOE MUSKOKA DISTRICT HEALTH UNIT	Barrie	95 
12.	Physiotherapist - Orangeville, On	Canadian Centre for Physiotherapy and Wellness	New Tecumseth	91 
				1 - 100 / 3067 < >

## TOP SALARIES IN JOB POSTINGS

What are employers willing to pay to find the perfect candidate?

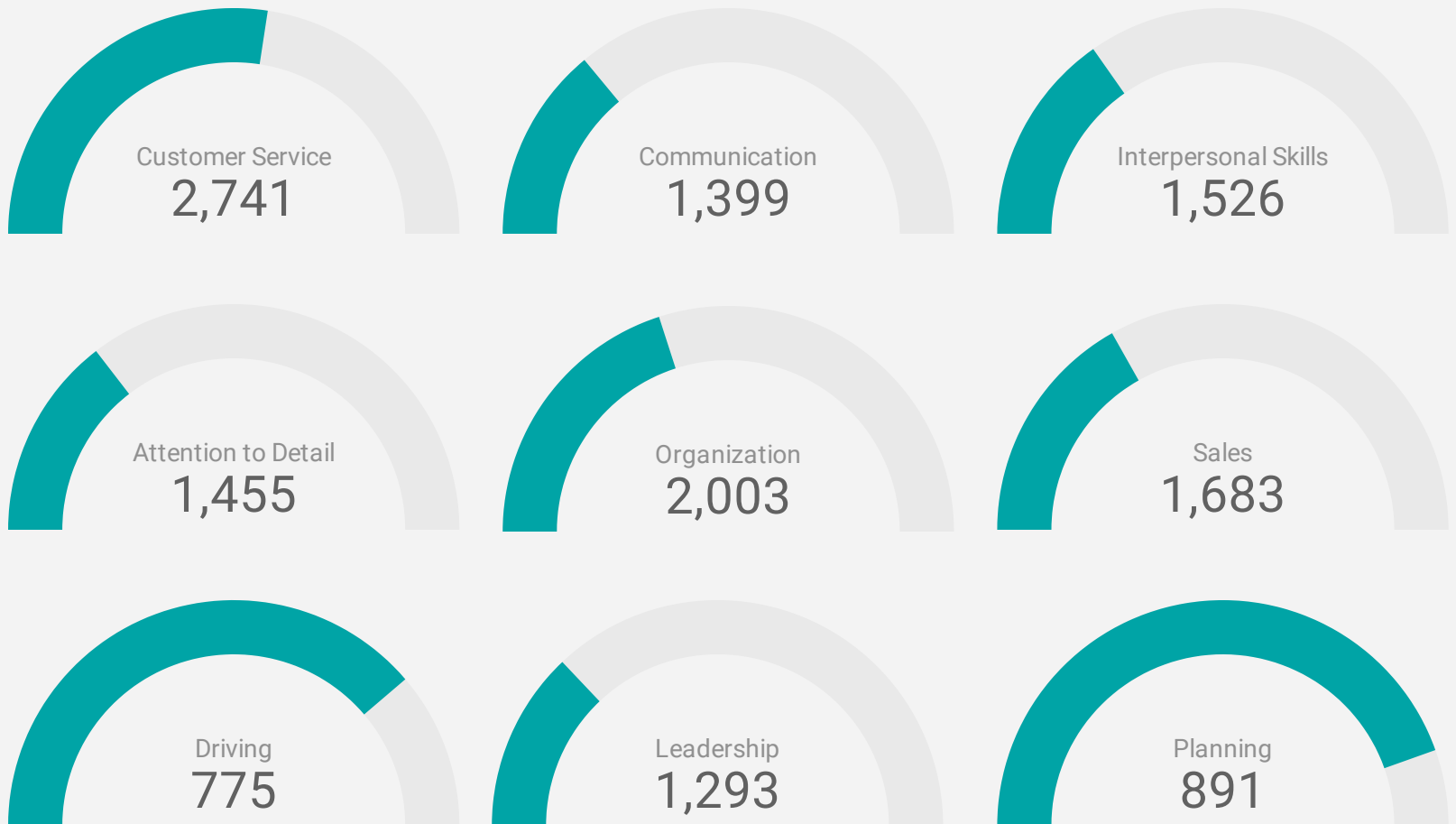
	JOB TITLE	COMPANY	LOCATION	ANNUAL SALARY ▾
1.	Associate Dentist	North Barrie Dental	Barrie	300,000 
2.	Associate Dentist	White Cedar Dental	Barrie	300,000 
3.	Family Law Lawyer	Smith Law	Barrie	250,000 
4.	Associate Optometrist Needed In Barrie	Dr. Gill Professional Corp	Barrie	250,000 
5.	Veterinarian	Lloyd & Cowan Veterinary Recruitment	Barrie	250,000 
6.	Director Of Software Development & It	Spectra Aluminum Products Ltd	Bradford West Gwillimbury	240,000 
7.	Family Law Lawyer	Galbraith Family Law Professional Corporation	Barrie	200,000 
8.	Business Development Specialist	Advantics	Barrie	200,000 
9.	Real Estate Salesperson And Inside Sales Representative	Aston Gate Real Estate Inc. Brokerage	Barrie	200,000 
10.	Senior Software Developer Team Lead	Spectra Aluminum Products Ltd	Bradford West Gwillimbury	200,000 
				1 - 100 / 3683 < >

## TOP IN-DEMAND SKILLS

How many times were these skills found in job postings?

ACTIVE JOB POSTINGS THIS MONTH

9,612

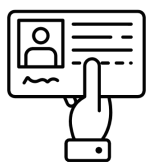


## KEY JOB REQUIREMENTS

How often are these requirements desired in job postings?

ACTIVE JOB POSTINGS THIS MONTH

9,612



Driver's License  
1,800



First Aid  
565



Regular Access to a Vehi  
453



Criminal Record Check  
1,154



Microsoft Office  
567



Food Safety  
218



## TOP OCCUPATIONS BY SKILL, FREQUENCY & DURATION

What jobs are in-demand and/or hard to fill?

	4 DIGIT NOC	4 DIGIT NOC NAME	SKILL LEVEL	POSTING COUNT	AVG POSTING LENGTH IN DAYS	MEDIAN POSTING LENGTH IN DAYS
1.	6421	Retail salespersons	NOC Skill Level C	622	20.1	17
2.	6552	Other customer and information services representatives	NOC Skill Level C	272	23.6	17
3.	6322	Cooks	NOC Skill Level B	267	23.6	17
4.	4412	Home support workers  housekeepers and related occupations	NOC Skill Level C	262	22.3	17
5.	7452	Material handlers	NOC Skill Level C	181	17.0	17
6.	6711	Food counter attendants  kitchen helpers and related support occupations	NOC Skill Level D	170	23.4	17
7.	1241	Administrative assistants	NOC Skill Level B	161	27.1	17
8.	3233	Licensed practical nurses	NOC Skill Level B	151	21.7	17
9.	0621	Retail and wholesale trade managers	NOC Skill Level A	150	20.3	17
10.	6731	Light duty cleaners	NOC Skill Level D	150	24.4	17
11.	7511	Transport truck drivers	NOC Skill Level C	149	20.1	17
12.	6622	Store shelf stockers  clerks and order fillers	NOC Skill Level D	140	14.3	17
13.	6513	Food and beverage servers	NOC Skill Level C	112	22.8	17
14.	6611	Cashiers	NOC Skill Level D	108	23.0	17
15.	4212	Social and community service workers	NOC Skill Level B	105	16.7	17
16.	1414	Receptionists	NOC Skill Level C	99	23.8	17
17.	3012	Registered nurses and registered psychiatric nurses	NOC Skill Level A	98	19.3	17
18.	7611	Construction trades helpers and labourers	NOC Skill Level D	97	24.6	17
19.	6311	Food service supervisors	NOC Skill Level B	95	72.4	17
20.	6211	Retail sales supervisors	NOC Skill Level B	92	38.2	17
21.	7514	Delivery and courier service drivers	NOC Skill Level C	87	25.0	17
22.	6541	Security guards and related security service occupations	NOC Skill Level C	86	17.0	17
23.	4214	Early childhood educators and assistants	NOC Skill Level B	79	22.1	17
24.	6733	Janitors  caretakers and building superintendents	NOC Skill Level D	70	23.0	17
25.	7271	Carpenters	NOC Skill Level B	67	16.3	17
26.	0631	Restaurant and food service managers	NOC Skill Level A	65	36.8	17
27.	5254	Program leaders and instructors in recreation  sport and fitness	NOC Skill Level B	62	21.2	17
28.	7321	Automotive service technicians  truck and bus mechanics and mechanical repairers	NOC Skill Level B	59	18.2	17
29.	6512	Bartenders	NOC Skill Level C	56	21.1	17
--	----	-----	-----	--	----	--

## JOB POSTINGS BY 3-DIGIT NATIONAL OCCUPATION CLASSIFICATION

What jobs are hard to fill and/or in-demand?

	3 DIGIT NOC	3 DIGIT NOC NAME	SKILL LEVEL	POSTING COUNT ▼	AVG POSTING LENGTH IN DAYS	MEDIAN POSTING LENGTH IN DAYS
1.	642	Retail salespersons	NOC Skill Level C	622	20.1	17
2.	632	Chefs and cooks	NOC Skill Level B	309	23.1	17
3.	441	Home care providers and educational support occupations	NOC Skill Level C	295	22.6	17
4.	655	Customer and information services representatives	NOC Skill Level C	293	23.1	17
5.	751	Motor vehicle and transit drivers	NOC Skill Level C	280	21.5	17
6.	673	Cleaners	NOC Skill Level D	253	22.9	17
7.	421	Paraprofessional occupations in legal, social, community and education services	NOC Skill Level B	210	23.3	17
8.	651	Occupations in food and beverage service	NOC Skill Level C	198	21.4	17
9.	124	Office administrative assistants - general, legal and medical	NOC Skill Level B	184	26.4	17
10.	323	Other technical occupations in health care	NOC Skill Level B	183	20.8	17
11.	745	Longshore workers and material handlers	NOC Skill Level C	182	16.9	17
12.	662	Other sales support and related occupations	NOC Skill Level D	171	14.5	17
13.	671	Food counter attendants, kitchen helpers and related support occupations	NOC Skill Level D	170	23.4	17
14.	062	Retail and wholesale trade managers	NOC Skill Level A	150	20.3	17
15.	141	General office workers	NOC Skill Level C	142	26.7	17
16.	341	Assisting occupations in support of health services	NOC Skill Level C	139	23.1	17
17.	761	Trades helpers and labourers	NOC Skill Level D	133	25.7	17
18.	631	Service supervisors	NOC Skill Level B	115	61.5	17
19.	122	Administrative and regulatory occupations	NOC Skill Level B	111	27.5	17
20.	661	Cashiers	NOC Skill Level D	108	23.0	17
21.	321	Medical technologists and technicians (except dental health)	NOC Skill Level B	99	16.8	17
22.	301	Professional occupations in nursing	NOC Skill Level A	98	19.3	17
23.	152	Supply chain logistics, tracking and scheduling co-ordination occupations	NOC Skill Level C	97	16.9	17
24.	621	Retail sales supervisors	NOC Skill Level B	92	38.2	17
25.	654	Security guards and related security service occupations	NOC Skill Level C	86	17.0	17
26.	727	Carpenters and cabinetmakers	NOC Skill Level B	85	16.7	17
27.	723	Machining, metal forming, shaping and erecting trades	NOC Skill Level B	85	18.2	17
28.	111	Auditors, accountants and investment professionals	NOC Skill Level A	85	15.0	17
29.	732	Automotive service technicians	NOC Skill Level B	84	17.7	17

## JOB POSTINGS BY 2-DIGIT NATIONAL OCCUPATION CLASSIFICATION

What jobs are hard to fill and/or in-demand?

	2 DIGIT NOC	2 DIGIT NOC NAME	SKILL LEVEL	POSTING COUNT ▼	AVG POSTING LENGTH IN DAYS	MEDIAN POSTING LENGTH IN DAYS
1.	65	Service representatives and other customer and personal services occupations	NOC Skill Level C	658	23.1	17
2.	64	Sales representatives and salespersons - wholesale and retail trade	NOC Skill Level C	640	20.0	17
3.	63	Service supervisors and specialized service occupations	NOC Skill Level B	510	29.2	17
4.	67	Service support and other service occupations, n.e.c.	NOC Skill Level D	453	22.7	17
5.	72	Industrial, electrical and construction trades	NOC Skill Level B	339	23.9	17
6.	75	Transport and heavy equipment operation and related maintenance occupations	NOC Skill Level C	339	20.8	17
7.	12	Administrative and financial supervisors and administrative occupations	NOC Skill Level B	326	25.8	17
8.	32	Technical occupations in health	NOC Skill Level B	306	19.4	17
9.	44	Care providers and educational, legal and public protection support occupations	NOC Skill Level C	298	22.5	17
10.	66	Sales support occupations	NOC Skill Level D	279	17.7	17
11.	06	Middle management occupations in retail and wholesale trade and customer services	NOC Skill Level A	244	24.5	17
12.	74	Other installers, repairers and servicers and material handlers	NOC Skill Level C	228	18.6	17
13.	14	Office support occupations	NOC Skill Level C	226	22.7	17
14.	62	Retail sales supervisors and specialized sales occupations	NOC Skill Level B	213	27.9	17
15.	42	Paraprofessional occupations in legal, social, community and education services	NOC Skill Level B	210	23.3	17
16.	73	Maintenance and equipment operation trades	NOC Skill Level B	191	18.9	17
17.	31	Professional occupations in health (except nursing)	NOC Skill Level A	164	19.2	17
18.	22	Technical occupations related to natural and applied sciences	NOC Skill Level B	149	22.1	17
19.	76	Trades helpers, construction labourers and related occupations	NOC Skill Level D	144	24.9	17
20.	11	Professional occupations in business and finance	NOC Skill Level A	141	18.4	17
21.	34	Assisting occupations in support of health services	NOC Skill Level C	139	23.1	17
22.	15	Distribution, tracking and scheduling co-ordination occupations	NOC Skill Level C	118	25.3	17
23.	30	Professional occupations in nursing	NOC Skill Level A	98	19.3	17
24.	52	Technical occupations in art, culture, recreation and sport	NOC Skill Level B	97	19.4	17
25.	21	Professional occupations in natural and applied sciences	NOC Skill Level A	96	14.5	17
26.	41	Professional occupations in law and social, community and government services	NOC Skill Level A	87	18.5	17
27.	01	Senior managers - construction, transportation, production and utilities	NOC Skill Level A	86	24.1	17
					1 - 45 / 45	< >

## MULTILINGUAL JOB POSTINGS BY THE NUMBERS

ACTIVE POSTINGS  
**1,585**

NEW POSTINGS  
**0**

COMPANIES  
**848**

JOB LANGUAGES  
**10**

## # OF DAYS POSTED

AVERAGE  
**19.3**

MEDIAN  
**17**

## MULTILINGUAL JOB POSTINGS BY SKILL LEVEL

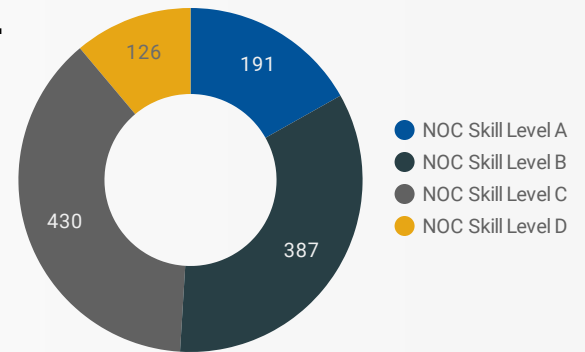
What language skills are employers looking for by occupational skill level?

**191** Skill Level A - Management/ Professional Occupations usually requiring University

**387** Skill Level B - Usually college education or apprenticeship training

**430** Skill Level C - Usually secondary education or occupation-specific training

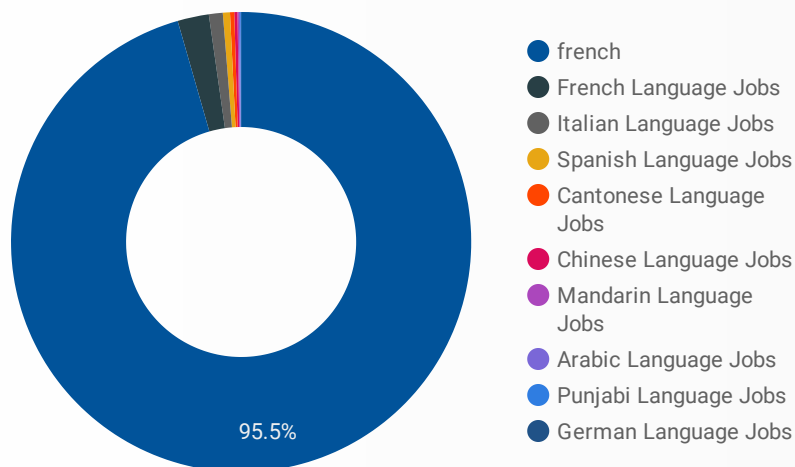
**126** Skill Level D - Usually on-the-job training



JOB LANGUA...	NOC Skill Level D	NOC Skill Level A	NOC Skill Level B	NOC Skill Level C
french	122	174	367	405
French Langu...	3	4	11	12
Italian Langu...		3	4	5
Spanish Lang...		3	1	5
Cantonese La...		4		2
Chinese Lang...		2	1	
Mandarin Lan...		1	1	

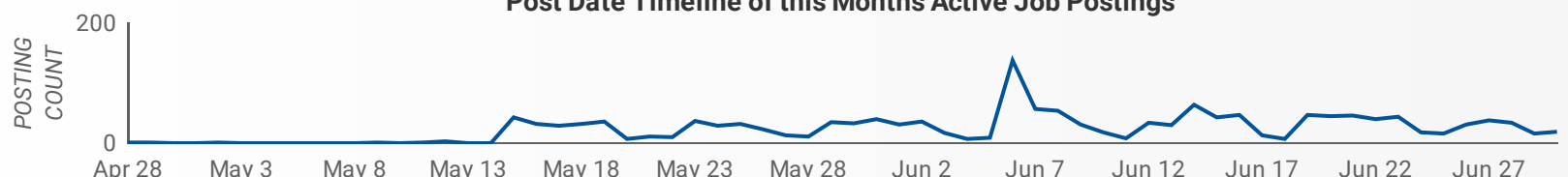
## LANGUAGE SKILLS BREAKDOWN

Which kinds of language skills do employers seek?



JOB LANGUAGES	POSTING COUNT
1. french	1,499
2. French Language Jobs	49
3. Italian Language Jobs	12
4. Spanish Language Jobs	10
5. Cantonese Language Jobs	6
6. Chinese Language Jobs	3
7. Mandarin Language Jobs	2
8. Arabic Language Jobs	2

## Post Date Timeline of this Month's Active Job Postings



## LANGUAGE SKILLS BEING RECRUITED BY JOB CATEGORY

What language skills are sought by 1-Digit NOC?

BROAD OCCUPATIONAL CATEGORY	french	French L...	Italian La...	Spanish ...	Cantones...	Chinese ...	Grand total
Trades, transport and equipment operator...	195	2					198
Sales and service occupations	346	9	8	4	2		369
Occupations in manufacturing and utilities	19						19
Occupations in education, law and social, ...	118	5	1				126
Occupations in art, culture, recreation and ...	34	3	1				38
Natural resources, agriculture and related ...	14						15
Natural and applied sciences and related o...	22						22
Management occupations	58	1	1	2	3		66
Health occupations	100	2	1		1	2	106
Business, finance and administration occu...	162	8		3		1	175
<b>Grand total</b>	<b>1,068</b>	<b>30</b>	<b>12</b>	<b>9</b>	<b>6</b>	<b>3</b>	<b>1,134</b>

## MULTILINGUAL JOB POSTINGS BY COMMUNITY

What language skills are sought by 4-Digit NOC?

	MUNICIPALITY	JOB LANGUAGES ▾	AVG POSTING LENGTH IN DAYS	MEDIAN POSTING LENGTH IN DAYS
1.	Barrie	650	22.1	17
2.	Orillia	134	16.3	17
3.	Collingwood	129	16.8	17
4.	Midland	123	15.8	17
5.	New Tecumseth	95	15.2	17
6.	Bradford West Gwillimbury	82	13.5	17
7.	Innisfil	80	18.7	17
8.	Penetanguishene	68	18.1	17
9.	Wasaga Beach	38	18.0	17
10.	Oro-Medonte	30	16.4	17
11.	Springwater	29	14.9	17
12.	Essa	23	15.9	17
13.	Severn	23	15.1	17
14.	Ramara	22	17.0	17
15.	Clearview	12	17.0	17
16.	Borden	10	109.1	136

## LANGUAGE DEMAND BY JOB

*What language skills are sought by 4-Digit NOC?*

4 DIGIT NOC NAME		POSTINGS ▾
1.	Other customer and information services re...	57
2.	Cooks	54
3.	Retail salespersons	53
4.	Food counter attendants  kitchen helpers an...	40
5.	Home support workers  housekeepers and r...	37
6.	Administrative assistants	35
7.	Receptionists	33
8.	Food and beverage servers	28
9.	Social and community service workers	23
10.	Transport truck drivers	22
11.	Light duty cleaners	21
12.	Program leaders and instructors in recreati...	18
13.	Material handlers	18
14.	Retail and wholesale trade managers	18
15.	Carpenters	17
16.	Bus drivers  subway operators and other tra...	16
17.	Dental assistants	16
18.	Bartenders	16
19.	Registered nurses and registered psychiatri...	16
20.	Automotive service technicians  truck and b...	14
21.	Early childhood educators and assistants	12
22.	Landscaping and grounds maintenance labo...	12
23.	Chefs	12
24.	Delivery and courier service drivers	12
25.	Elementary school and kindergarten teachers	11
26.	Licensed practical nurses	11
27.	Residential and commercial installers and s...	11
28.	Janitors  caretakers and building superinten...	11
29.	Construction trades helpers and labourers	10
30.	Administrative officers	9
31.	MaÃtres d&#039;hÃtel and hosts/hostes...	9
32.	Professional occupations in advertising  ma...	9
1 - 100 / 204		< >

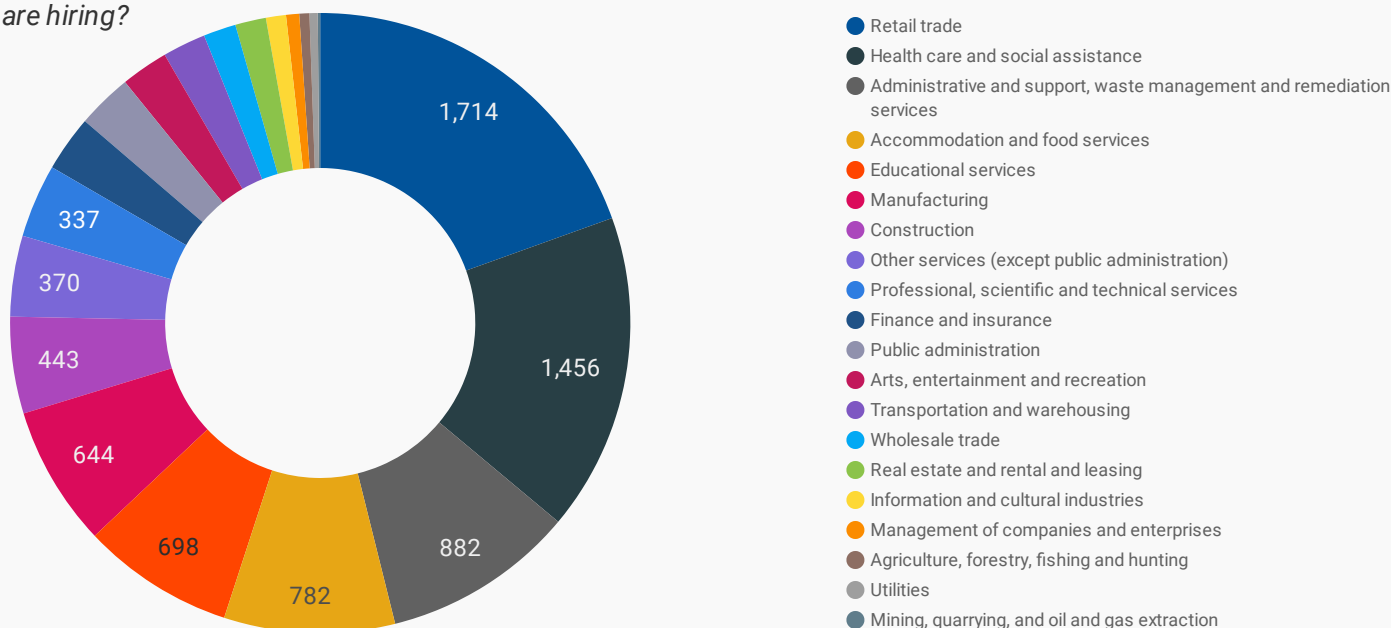
## MULTILINGUAL HIRING EMPLOYERS

*Which employers are seeking multilingual candidates?*

COMPANY		POSTINGS ▾
1.	Simcoe County District School Board	155
2.	Georgian Bay General Hospital	43
3.	Waypoint Centre for Mental Health Care	32
4.	Landmark Bus Lines	14
5.	Nottawasaga Inn Resort	13
6.	Express Employment Professionals	12
7.	Bell Canada	12
8.	La CIÃ	11
9.	.job-search-1on8af8{border-radius:50%;height:32px;width:32px;}	11
10.	Georgian Bay General Hospital Foundation	11
11.	Avery HR	11
12.	Canadian Mental Health Association, Simcoe County	9
13.	Simcoe Parts Service Inc.	9
14.	Home and Community Care Support Services	7
15.	Tim Hortons	7
16.	Casa Mia Barrie	6
17.	HQ Taphouse and Restaurant	6
18.	Georgian Chevrolet Buick GMC	6
19.	Assured Automotive Collision	6
20.	Mid-Ontario Truck Centre	6
21.	The Elden of Bradford	6
22.	The Simcoe Hotel Saloon and Eatery	6
23.	CONSUMER & SMB/MARCHÃ CONSOMMATEUR & PME	6
24.	Ministry of the Attorney General	6
25.	ACES Recruitment	6
26.	A&W Restaurants (South Barrie)	5
27.	Blue Feather Communications Inc.	5
28.	North Toronto Auction	5
29.	Champlain Ready Mix	5
30.	Central westhealthline	5
1 - 50 / 849		< >

## TOP HIRING SECTORS BY 2-DIGIT NAICS CODE

What sectors are hiring?



	2-DIGIT NAICS LABEL	NAICS CODE	POSTING COUNT	AVG POSTING LENGTH IN DAYS	MEDIAN POSTING LENGTH IN DAYS
1.	Retail trade	44-45	1,714	21.5	17
2.	Health care and social assistance	62	1,456	21.7	17
3.	Administrative and support, waste management and remediation services	56	882	21.7	17
4.	Accommodation and food services	72	782	29.9	17
5.	Educational services	61	698	12.8	6
6.	Manufacturing	31-33	644	21.0	17
7.	Construction	23	443	27.3	17
8.	Other services (except public administration)	81	370	25.1	17
9.	Professional, scientific and technical services	54	337	21.5	17
10.	Finance and insurance	52	256	19.5	17
11.	Public administration	91	253	26.9	17
12.	Arts, entertainment and recreation	71	217	42.4	17
13.	Transportation and warehousing	48-49	198	29.5	17
14.	Wholesale trade	41	149	23.3	17
15.	Real estate and rental and leasing	53	141	23.9	17
16.	Information and cultural industries	51	92	23.9	17
17.	Management of companies and enterprises	55	60	9.7	7
18.	Agriculture, forestry, fishing and hunting	11	46	39.3	17
19.	Utilities	22	38	26.4	17
20.	Mining, quarrying, and oil and gas extraction	21	11	15.4	17

NOTE: NAICS code 56 includes Employment Agencies. Manufacturing includes codes 31-33, Retail Trade includes codes 44-45 and Transportation and Warehousing includes codes 48-49.

## TOP HIRING SECTORS BY 3-DIGIT NAICS CODE

*What sectors are hiring?*

	3-DIGIT NAICS LABEL	NAICS CODE	POSTING COUNT ▾	AVG POSTING LENGTH IN DAYS	MEDIAN POSTING LENGTH IN DAYS
1.	Administrative and support services	561	811	21.7	17
2.	Educational services	611	698	12.8	6
3.	Food services and drinking places	722	605	32.9	17
4.	Ambulatory health care services	621	561	19.9	17
5.	Nursing and residential care facilities	623	394	25.9	17
6.	Professional, scientific and technical services	541	337	21.5	17
7.	Specialty trade contractors	238	318	31.1	17
8.	Hospitals	622	307	18.0	17
9.	Food and beverage stores	445	307	19.3	17
10.	Amusement, gambling and recreation industries	713	213	43.0	17
11.	Building material and garden equipment and supplies dealers	444	202	19.0	17
12.	Miscellaneous store retailers	453	202	23.8	17
13.	Motor vehicle and parts dealers	441	199	22.3	17
14.	Electronics and appliance stores	443	196	15.5	16
15.	Social assistance	624	194	23.0	17
16.	Credit intermediation and related activities	522	191	15.2	15
17.	Clothing and clothing accessories stores	448	180	19.9	17
18.	Accommodation services	721	177	19.8	17
19.	General merchandise stores	452	176	21.5	17
20.	Local, municipal and regional public administration	913	151	19.4	17
21.	Repair and maintenance	811	148	21.2	17
22.	Personal and laundry services	812	135	31.7	17
23.	Health and personal care stores	446	113	18.9	17
24.	Machinery manufacturing	333	104	20.6	17
25.	Real estate	531	101	22.8	17
26.	Food manufacturing	311	91	19.9	17
27.	Construction of buildings	236	89	16.7	17
28.	Transportation equipment manufacturing	336	86	20.4	17
29.	Religious, grant-making, civic, and professional and similar organizations	813	75	21.2	17
30.	Plastics and rubber products manufacturing	326	75	19.3	17
31.	Telecommunications	517	72	25.7	17



## TOP HIRING SECTORS BY 4-DIGIT NAICS CODE

*What sectors are hiring?*

	4-DIGIT NAICS LABEL	NAICS CODE	POSTING COUNT ▾	AVG POSTING LENGTH IN DAYS	MEDIAN POSTING LENGTH IN DAYS
1.	Employment services	5613	561	18.8	17
2.	Full-service restaurants and limited-service eating places	7225	547	33.3	17
3.	Educational support services	6117	539	11.0	5
4.	Community care facilities for the elderly	6233	329	24.3	17
5.	General medical and surgical hospitals	6221	305	18.0	17
6.	Grocery stores	4451	275	17.7	17
7.	Electronics and appliance stores	4431	196	15.5	16
8.	Offices of other health practitioners	6213	191	19.7	17
9.	Building material and supplies dealers	4441	190	19.2	17
10.	Services to buildings and dwellings	5617	175	31.4	17
11.	Traveller accommodation	7211	169	20.0	17
12.	Clothing stores	4481	160	20.3	17
13.	Other local, municipal and regional public administration	9139	150	19.4	17
14.	Depository credit intermediation	5221	149	15.1	14
15.	Automobile dealers	4411	134	24.8	17
16.	Home health care services	6216	126	13.9	17
17.	Other amusement and recreation industries	7139	118	57.7	17
18.	Automotive repair and maintenance	8111	115	20.6	17
19.	Health and personal care stores	4461	113	18.9	17
20.	Building finishing contractors	2383	107	32.1	17
21.	Architectural, engineering and related services	5413	104	15.6	17
22.	Offices of dentists	6212	101	22.5	17
23.	Department stores	4521	100	19.9	17
24.	Individual and family services	6241	94	18.1	17
25.	Gambling industries	7132	93	23.6	17
26.	Office supplies, stationery and gift stores	4532	92	18.4	17
27.	Personal care services	8121	87	34.7	17
28.	Other miscellaneous store retailers	4539	79	33.7	17
29.	Building equipment contractors	2382	78	31.4	17
30.	Other general merchandise stores	4529	76	23.6	17
31.	Plastic product manufacturing	3261	75	19.3	17

## TOP HIRING SECTORS BY 5-DIGIT NAICS CODE

What sectors are hiring?

	5-DIGIT NAICS LABEL	NAICS_5	POSTING COUNT ▾	AVG POSTING LENGTH IN DAYS	MEDIAN POSTING LENGTH IN DAYS
1.	Employment placement agencies and executive search services	56131	553	18.8	17
2.	Full-service restaurants and limited-service eating places	72251	547	33.3	17
3.	Educational support services	61171	539	11.0	5
4.	Community care facilities for the elderly	62331	329	24.3	17
5.	General medical and surgical hospitals	62211	305	18.0	17
6.	Supermarkets and other grocery (except convenience) stores	44511	268	17.2	17
7.	Electronics and appliance stores	44314	196	15.5	16
8.	Hotels (except casino hotels) and motels	72111	166	20.0	17
9.	Other local, municipal and regional public administration	91391	150	19.4	17
10.	Banking	52211	149	15.1	14
11.	Home centres	44411	144	21.5	17
12.	Home health care services	62161	126	13.9	17
13.	New car dealers	44111	123	22.9	17
14.	Offices of dentists	62121	101	22.5	17
15.	Department stores	45211	100	19.9	17
16.	Casinos (except casino hotels)	71321	91	23.8	17
17.	Office supplies and stationery stores	45321	86	17.8	17
18.	Landscaping services	56173	80	27.7	17
19.	Janitorial services	56172	79	34.9	17
20.	Engineering services	54133	76	16.2	17
21.	All other general merchandise stores	45299	76	23.6	17
22.	Other automotive repair and maintenance	81119	75	22.0	17
23.	Hair care and esthetic services	81211	71	20.6	17
24.	All other miscellaneous store retailers	45399	71	35.3	17
25.	Offices of mental health practitioners (except physicians)	62133	70	17.0	17
26.	Child day-care services	62441	66	22.6	17
27.	Residential building construction	23611	65	16.9	17
28.	Elementary and secondary schools	61111	64	12.9	17
29.	Pharmacies and drug stores	44611	63	16.2	17
30.	Management of companies and enterprises	55111	60	9.7	7
31.	Ventilation, heating, air-conditioning and commercial refrigeration equipment manufacturing	33341	59	19.6	17

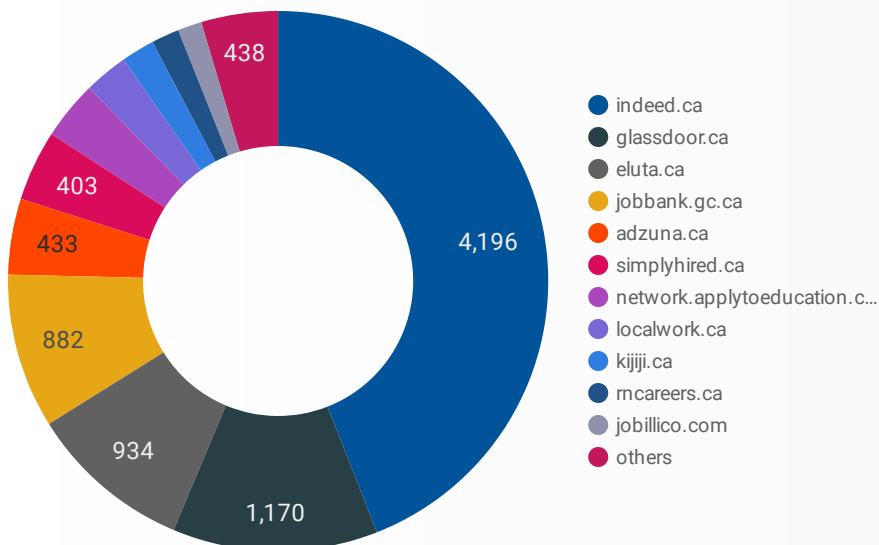
## TOP HIRING SECTORS BY 6-DIGIT NAICS CODE

What sectors are hiring?

	6-DIGIT NAICS LABEL	NAICS CODE	POSTING COUNT ▼	AVG POSTING LENGTH IN DAYS	MEDIAN POSTING LENGTH IN DAYS
1.	Employment placement agencies and executive search services	561310	553	18.8	17
2.	Educational support services	611710	539	11.0	5
3.	Community care facilities for the elderly	623310	329	24.3	17
4.	General (except paediatric) hospitals	622111	305	18.0	17
5.	Limited-service eating places	722512	295	41.2	17
6.	Supermarkets and other grocery (except convenience) stores	445110	268	17.2	17
7.	Full-service restaurants	722511	252	24.3	17
8.	Other local, municipal and regional public administration	913910	150	19.4	17
9.	Home centres	444110	144	21.5	17
10.	Home health care services	621610	126	13.9	17
11.	New car dealers	441110	123	22.9	17
12.	Audio and video recordings stores	443146	118	15.9	16
13.	Corporate and institutional banking industry	522112	116	15.6	14
14.	Resorts	721113	107	16.8	17
15.	Offices of dentists	621210	101	22.5	17
16.	Department stores	452110	100	19.9	17
17.	Casinos (except casino hotels)	713210	91	23.8	17
18.	Office supplies and stationery stores	453210	86	17.8	17
19.	Landscaping services	561730	80	27.7	17
20.	Engineering services	541330	76	16.2	17
21.	Janitorial services (except window cleaning)	561722	75	36.0	17
22.	Offices of mental health practitioners (except physicians)	621330	70	17.0	17
23.	All other automotive repair and maintenance	811199	69	22.3	17
24.	Child day-care services	624410	66	22.6	17
25.	Home and auto supplies stores	452991	66	19.8	17
26.	Residential building construction	236110	65	16.9	17
27.	Appliance, television and other electronics stores	443143	65	15.7	17
28.	Elementary and secondary schools	611110	64	12.9	17
29.	Pharmacies and drug stores	446110	63	16.2	17
30.	Fitness and recreational sports centres	713940	55	24.1	17
31.	Automobile and light-duty motor vehicle manufacturing	336110	55	15.0	17

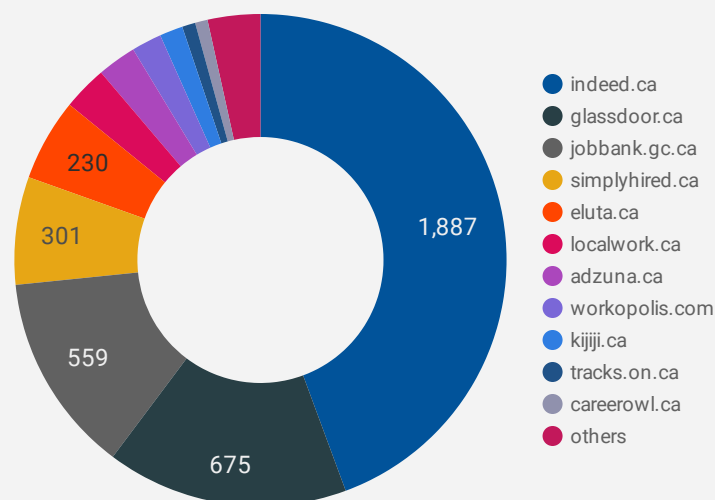
## JOB POSTINGS BY JOB BOARD

What share of unique job postings appear on each job board?



## COMPANIES BY JOB BOARD

What share of unique job postings appear on each job board?



## JOB POSTING DETAILS BY JOB BOARD

How does job posting activity differ by job board?

	JOB BOARD	POSTING COUNT ▾	AVG POSTING LENGTH IN DAYS	MEDIAN POSTING LENGTH IN DAYS	# OF COMPANIES
1.	indeed.ca	4,196	17.0	17	1,887
2.	glassdoor.ca	1,170	16.9	17	675
3.	eluta.ca	934	17.0	17	230
4.	jobbank.gc.ca	882	46.3	18	559
5.	adzuna.ca	433	14.1	14	109
6.	simplyhired.ca	403	17.0	17	301
7.	network.applytoeducation.com	335	4.6	4	4
8.	localwork.ca	251	9.9	7	124
9.	kijiji.ca	190	15.9	16	65
10.	rncareers.ca	159	21.6	7	23
11.	jobillico.com	137	12.7	11	27
12.	workopolis.com	104	248.1	248	84
13.	tracks.on.ca	58	30.1	30	37
14.	careerowl.ca	47	209.4	193	35
15.	careerarc.com	39	32.1	10	5
16.	randstad.ca	36	22.6	10	1
17.	ymcaofsimcoemuskoka.ca	30	29.7	30	22
18.	agilec.ca	28	36.8	41	12