



# JOB DEMAND REPORT

## MAY 2023

### HIGHLIGHTS

#### JOB POSTINGS BY THE NUMBERS

POSTING COUNT	NEW THIS MONTH	COMPANIES	JOB BOARDS
9,583	5,698	3,361	26

#### # OF DAYS POSTED

AVERAGE	MEDIAN
23.9	17

### REPORT BUILDER

The default filter selection below will show all job demand data for the month. You can use the filters to create a customized report for the purpose of understanding a subset of the data.

#### OCCUPATION FILTERS

SKILL TYPE NAME / 1-DIGIT NOC	▼
MAJOR GROUP / 2-DIGIT NOC	▼
MINOR GROUP / 3-DIGIT NOC	▼
UNIT GROUP / 4-DIGIT NOC	▼
SKILL LEVEL	▼
JOB TYPE	▼
JOB DURATION	▼
ADDITIONAL LANGUAGE	▼
SPECIFIC JOB TAGS	▼

#### INDUSTRY/SECTOR FILTERS

HIRING SECTOR BY 2-DIGIT NAICS CODE	▼
HIRING SECTOR BY 3-DIGIT NAICS CODE	▼
HIRING SECTOR BY 4-DIGIT NAICS CODE	▼
HIRING SECTOR BY 5-DIGIT NAICS CODE	▼
HIRING SECTOR BY 6-DIGIT NAICS CODE	▼

#### OTHER FILTERS

JOB BOARD	▼
MUNICIPALITY	▼

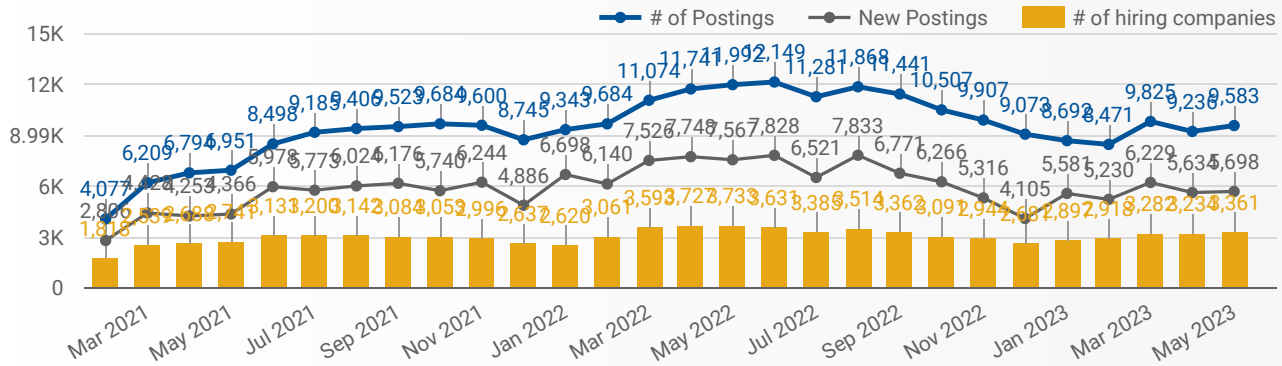
NOC = National Occupation Classification | NAICS = North American Industry Classification System

**Source:**

Job posting data collected by Work in Simcoe County from job boards and employer websites who recruit candidates in Simcoe County.

## JOB POSTINGS BY MONTH FOR SIMCOE COUNTY

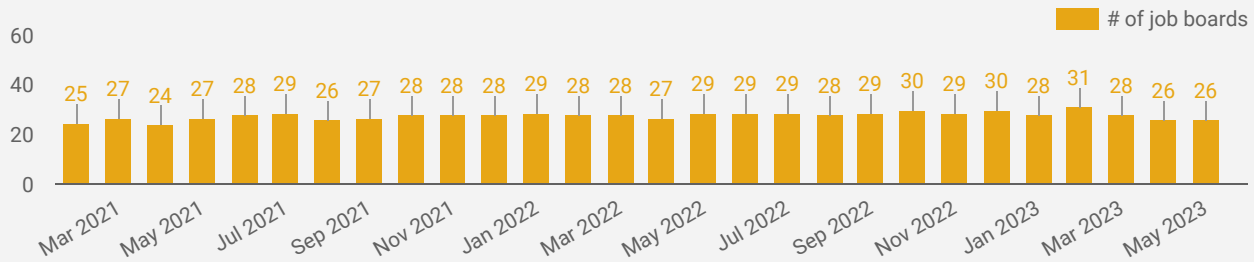
How many job postings were active for at least 1 day this month?



NOTE: This graph cannot be filtered using the controls on the cover page

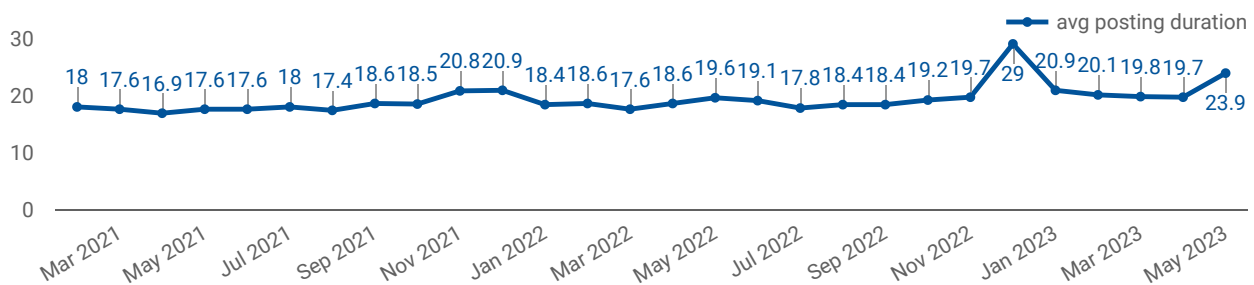
## NUMBER OF ACTIVE JOB BOARDS

How many job postings were active for at least 1 day this month on these job boards?



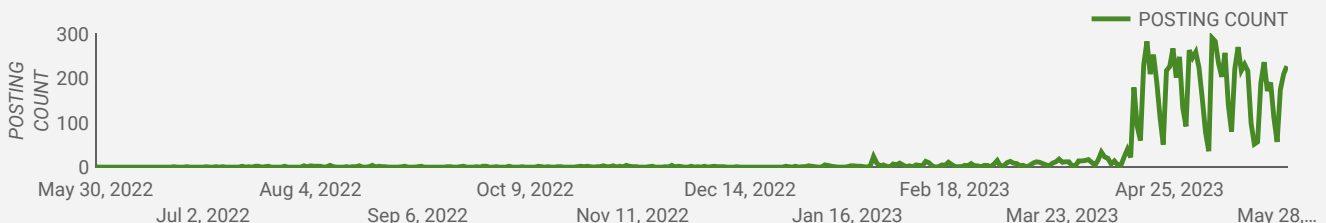
## AVERAGE POSTING LENGTH BY DAYS

How long are employers having to recruit for to find candidates to fill their job vacancies?



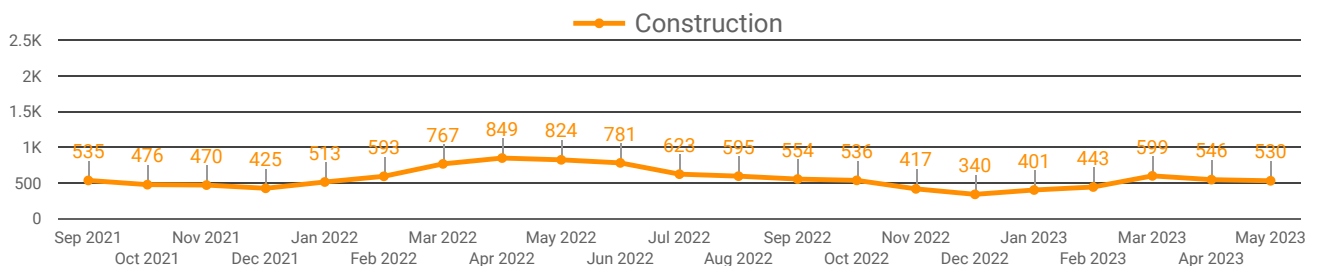
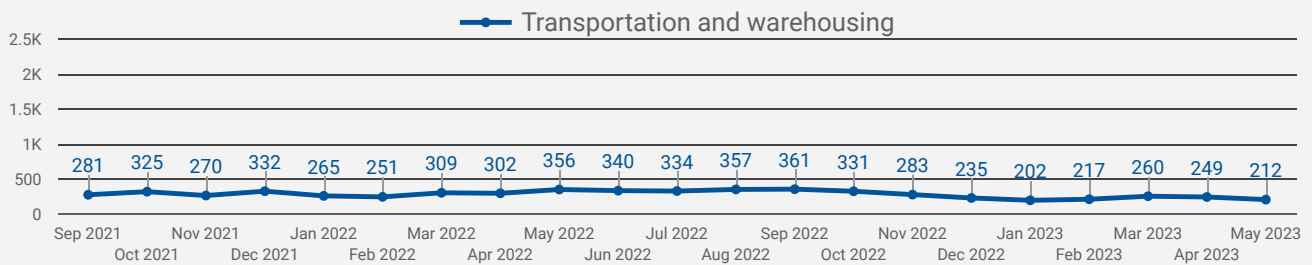
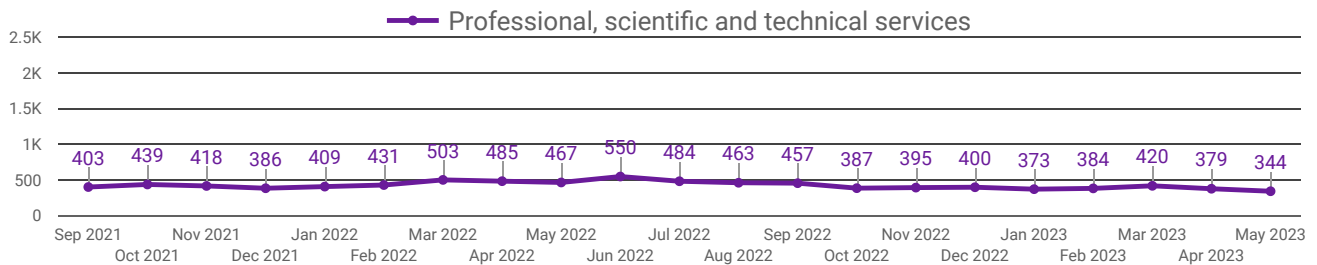
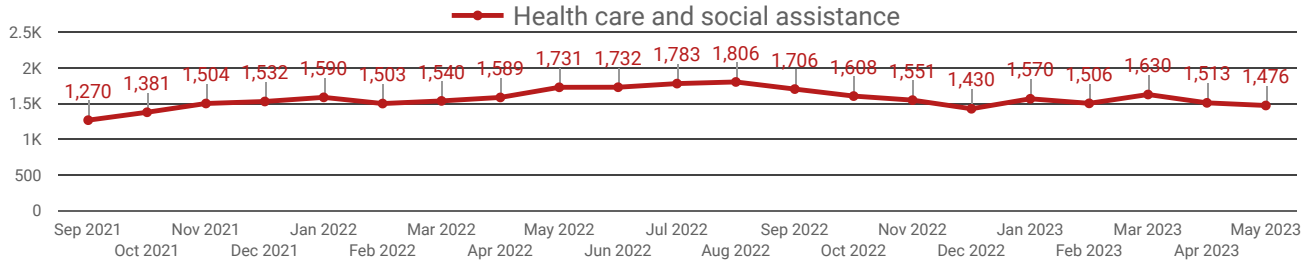
## POST DATE TIMELINE FOR THIS MONTH'S ACTIVE JOB POSTINGS

How many job postings were active for at least 1 day this month?



## DEMAND BY KEY SECTOR FOR SIMCOE COUNTY

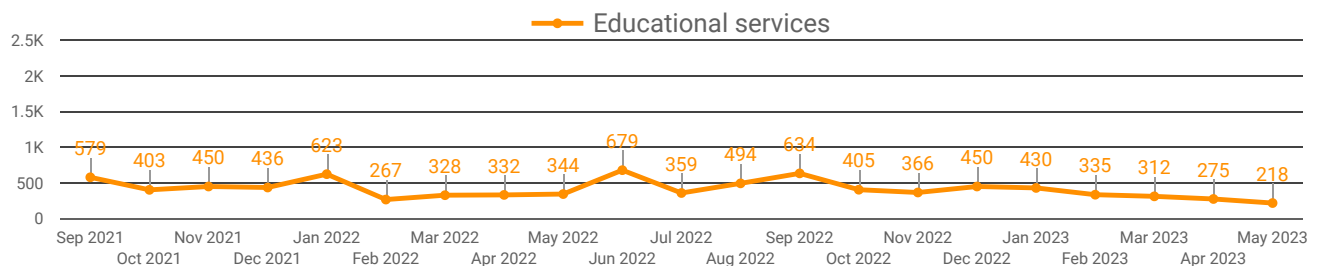
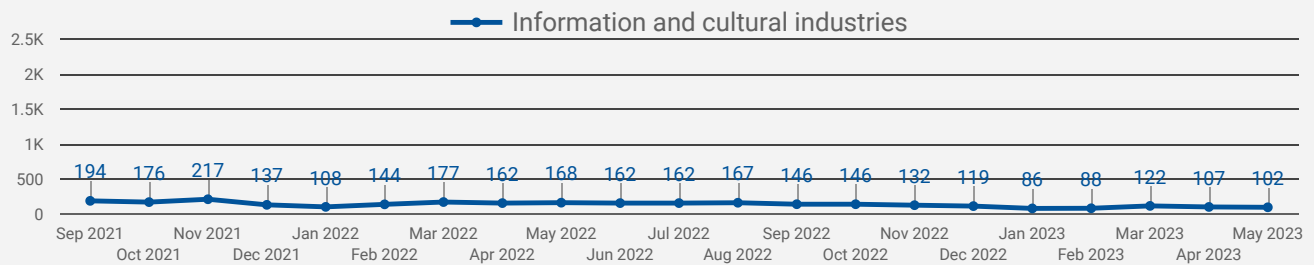
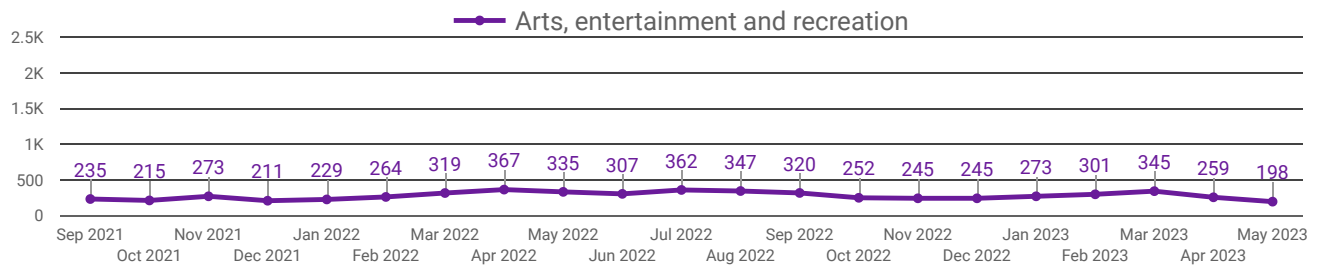
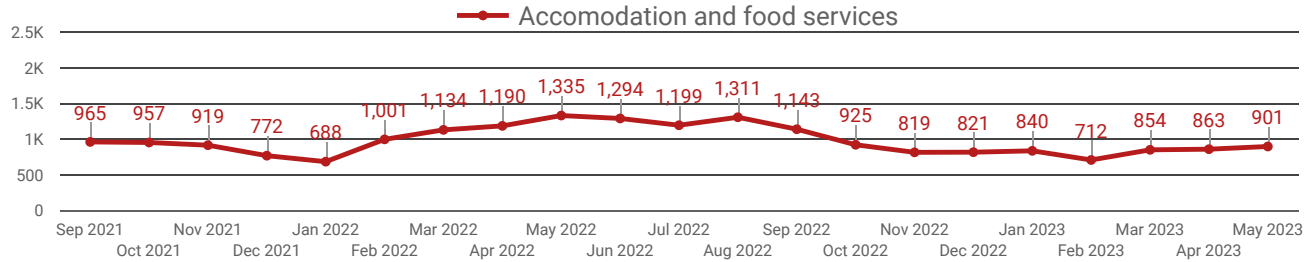
How many job postings were active for at least 1 day this month by sector?



NOTE: This graph cannot be filtered using the controls on the cover page

## DEMAND BY IMPACTED SECTOR FOR SIMCOE COUNTY

How many job postings were active for at least 1 day this month by sector?



NOTE: This graph cannot be filtered using the controls on the cover page

## JOB POSTINGS BY COMMUNITY

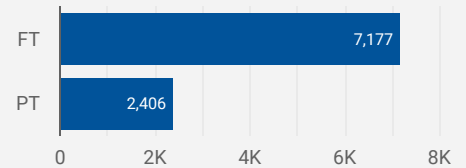
How many job postings were active for at least 1 day this month?

	COMMUNITY	POSTING COUNT	AVG POSTING LENGTH IN DAYS	MEDIAN POSTING LENGTH IN DAYS
1.	Barrie	4,264	23.6	17
2.	Orillia	937	21.6	17
3.	Collingwood	728	25.4	17
4.	Midland	603	25.0	17
5.	New Tecumseth	585	25.0	17
6.	Innisfil	581	22.8	17
7.	Bradford West Gwillimbury	505	26.7	17
8.	Wasaga Beach	200	33.3	17
9.	Springwater	187	18.1	17
10.	Penetanguishene	177	25.5	17
11.	Essa	177	20.6	17
12.	Clearview	139	31.7	17
13.	Ramara	122	20.1	17
14.	Oro-Medonte	115	18.2	17
15.	Severn	107	24.3	17
16.	Tay	45	23.2	17
17.	Adjala-Tosorontio	30	23.2	17
18.	Borden	30	20.9	17
19.	Tiny	23	16.9	17

1 - 19 / 19

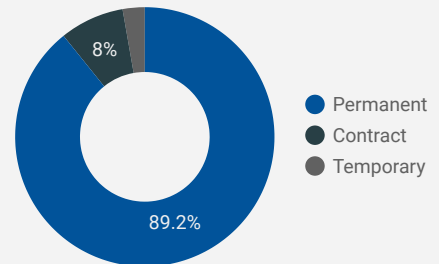
## JOB TYPE

Full-time vs Part-time



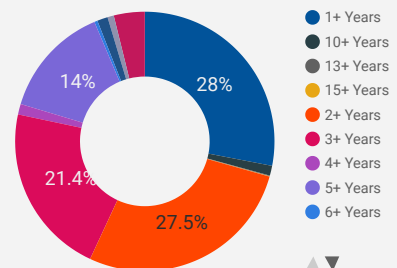
## JOB DURATION

Permanency of jobs posted



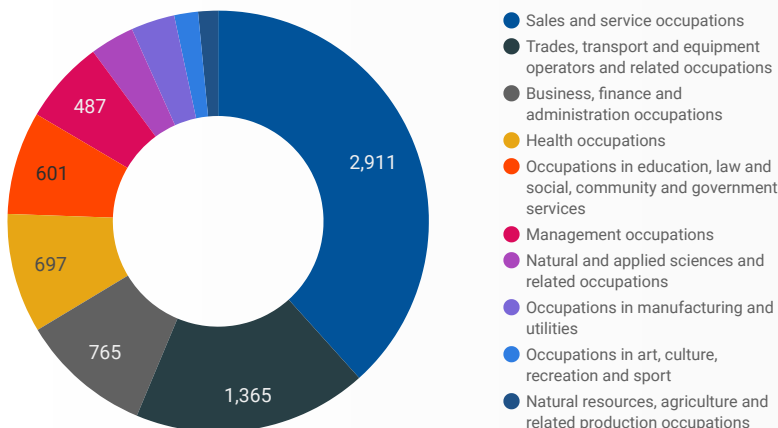
## JOB EXPERIENCE LEVEL

Job Postings by Experience Level Required



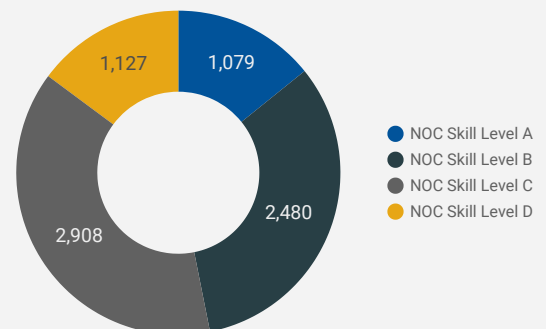
## JOB POSTINGS BY JOB CATEGORY

What broad occupational category is being recruited?



## JOB POSTINGS BY SKILL LEVEL

What education do occupations typically require?



Skill Level A = Usually University education | Skill Level B = Usually College education or Apprenticeship training | Skill Level C = Usually Secondary education or occupation-specific training | Skill Level D = Usually on-the-job training

## TOP HIRING EMPLOYERS & AGENCIES

*Who is hiring?*

	COMPANY	COMMUNITY	POSTINGS COUNT	AVG POSTING LENGTH IN DAYS	MEDIAN POSTING LENGTH IN DAYS
1.	Royal Victoria Regional Health Centre	Barrie	84	18.8	17
2.	Sienna Senior Living	Barrie	62	21.7	17
3.	Orillia Soldiers' Memorial Hospital	Orillia	57	19.9	17
4.	Georgian Bay General Hospital	Midland	47	16.8	17
5.	RONA inc.	Barrie	41	28.6	17
6.	Sienna Senior Living Inc.	Barrie	40	17.7	17
7.	Georgian College	Barrie	38	18.0	17
8.	Lowe's	Barrie	37	41.6	14
9.	Waypoint Centre for Mental Health Care	Penetanguishene	35	16.8	17
10.	Canadian Forces Morale and Welfare Services - CFMWS	Essa	34	29.8	17
11.	Simcoe County District School Board	Springwater	32	19.6	17
12.	Staples Canada	Collingwood	31	15.6	17
13.	Napoleon Products	Barrie	30	24.0	17
14.	Baxter International	New Tecumseth	29	25.5	17
15.	Loblaw Companies	Barrie	29	14.2	14
16.	Zehrs	Barrie	29	20.4	17
17.	Simcoe County District School Board	Barrie	28	20.9	17
18.	Horseshoe Resort	Barrie	28	18.2	17
19.	Vins Plastics	Bradford West Gwillimbury	26	17.0	17
20.	Sienna Senior Living	Orillia	25	19.4	17
21.	Sienna Senior Living	Bradford West Gwillimbury	24	24.3	17
22.	Empower Simcoe	Barrie	24	17.0	17
23.	The Staffing Connection	New Tecumseth	23	1.3	1
24.	The Staffing Connection	Essa	23	1.3	1
25.	Napoleon Fireplaces	Barrie	23	17.0	17
26.	City of Orillia	Orillia	22	17.0	17
27.	City of Barrie	Barrie	22	17.0	17
28.	Spectra Aluminum Products Ltd	Bradford West Gwillimbury	22	35.1	17
29.	Randstad Canada	Barrie	22	29.8	18
30.	Sienna Senior Living Inc.	Bradford West	22	17.1	17

## TOP HOURLY WAGES IN JOB POSTINGS

What are employers willing to pay to find the perfect candidate?













# of Minimum Wage Jobs

355

	JOB TITLE	COMPANY	LOCATION	HOURLY WAGE ▾
1.	Speech-language Pathologist	Madelaine Ingles Speech & Language	Barrie	120 
2.	Emergency Dvm	Huron Veterinary Emergency Clinic	Barrie	110 
3.	Registered Physiotherapist	MEDSTARZ Family Health Centre	Bradford West Gwillimbury	102 
4.	Chiropractor	Barrie Core Wellness Centre	Barrie	100 
5.	Skate Instructor	GoSkate.com	Bradford West Gwillimbury	90 
6.	In Person Clinical Social Worker Or Registered Psychotherapist	Therapy Heals Inc.	Bradford West Gwillimbury	90 
7.	In Person Registered Psychotherapist/clinical Social Worker	Therapy Heals Inc.	New Tecumseth	90 
8.	Registered Nurse (er )- Travel Nursing- Northern Ontario	Caring Hands 4U Staffing Services Inc.	Collingwood	85 
9.	Registered Social Worker/ Psychotherapist	Critical Trauma Therapy	Barrie	85 
10.	Registered Nurse	STAFFY	Penetanguishene	80 
11.	Occupational Therapist - Signing Bonus \$2500	Okell Rehab	Barrie	80 
				1 - 100 / 3219 < >

## TOP SALARIES IN JOB POSTINGS

What are employers willing to pay to find the perfect candidate?

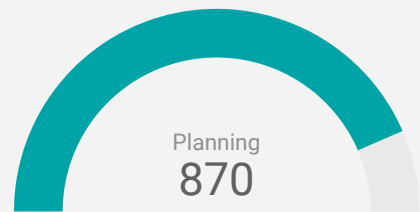
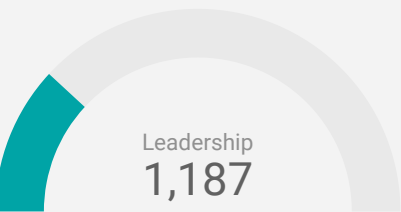
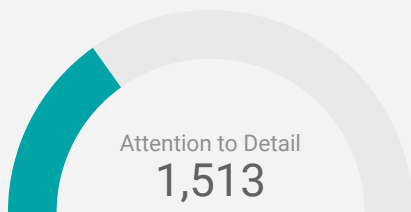
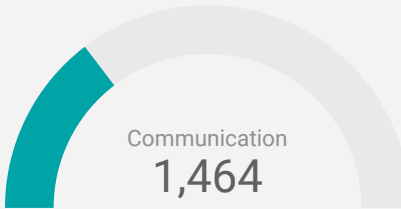
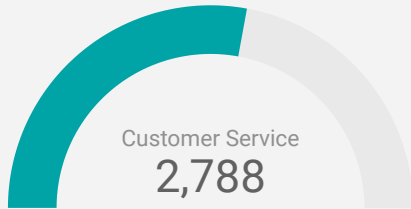
	JOB TITLE	COMPANY	LOCATION	ANNUAL SALARY ▾
1.	Associate Optometrist Needed In Barrie	Dr. Gill Professional Corp	Barrie	250,000 
2.	Product Specialist	Pride Marine Group Ltd.	Orillia	250,000 
3.	B2c Sales Agent	Centennial Windows & Doors	Barrie	250,000 
4.	Finance Manager	Georgian Chevrolet Buick GMC	Barrie	250,000 
5.	Family Law Lawyer	Smith Law	Barrie	250,000 
6.	Finance Manager	Car Central Inc	Barrie	225,000 
7.	Automotive Sales Consultant	Georgian Chevrolet Buick GMC	Barrie	200,000 
8.	Business Development Specialist	Advantics	Barrie	200,000 
9.	Window And Door Sales Person	Brookstone Windows & Doors	Barrie	195,000 
10.	Psychotherapist	The Creemore Apothecary	Clearview	187,000 
11.	Financial Services Manager	Jackson's Toyota	Barrie	180,000 
12.	Vehicle Sales	Thor Motors	Orillia	180,000 
				1 - 100 / 3843 < >

## TOP IN-DEMAND SKILLS

How many times were these skills found in job postings?

ACTIVE JOB POSTINGS THIS MONTH

9,583



## KEY JOB REQUIREMENTS

How often are these requirements desired in job postings?

ACTIVE JOB POSTINGS THIS MONTH

9,583



Driver's License

1,998



First Aid

554



Regular Access to a Vehicle

460



Criminal Record Check

941



Microsoft Office

524



Food Safety

202



## TOP OCCUPATIONS BY SKILL, FREQUENCY & DURATION

What jobs are in-demand and/or hard to fill?

	4 DIGIT NOC	4 DIGIT NOC NAME	SKILL LEVEL	POSTING COUNT	AVG POSTING LENGTH IN DAYS	MEDIAN POSTING LENGTH IN DAYS
1.	6421	Retail salespersons	NOC Skill Level C	698	31.1	17
2.	6322	Cooks	NOC Skill Level B	282	32.5	17
3.	6552	Other customer and information services representatives	NOC Skill Level C	274	18.7	17
4.	4412	Home support workers  housekeepers and related occupations	NOC Skill Level C	272	29.3	17
5.	7452	Material handlers	NOC Skill Level C	186	17.0	17
6.	7511	Transport truck drivers	NOC Skill Level C	180	22.8	17
7.	6711	Food counter attendants  kitchen helpers and related support occupations	NOC Skill Level D	161	22.5	17
8.	6731	Light duty cleaners	NOC Skill Level D	161	21.3	17
9.	0621	Retail and wholesale trade managers	NOC Skill Level A	150	28.8	17
10.	3233	Licensed practical nurses	NOC Skill Level B	144	25.4	17
11.	1241	Administrative assistants	NOC Skill Level B	144	25.6	17
12.	6622	Store shelf stockers  clerks and order fillers	NOC Skill Level D	138	18.1	17
13.	6513	Food and beverage servers	NOC Skill Level C	123	17.0	17
14.	7611	Construction trades helpers and labourers	NOC Skill Level D	122	20.5	17
15.	6611	Cashiers	NOC Skill Level D	109	27.5	17
16.	4212	Social and community service workers	NOC Skill Level B	106	21.7	17
17.	6311	Food service supervisors	NOC Skill Level B	104	54.6	17
18.	7321	Automotive service technicians  truck and bus mechanics and mechanical repairers	NOC Skill Level B	91	23.3	17
19.	7514	Delivery and courier service drivers	NOC Skill Level C	86	16.3	17
20.	7271	Carpenters	NOC Skill Level B	80	23.2	17
21.	6211	Retail sales supervisors	NOC Skill Level B	80	38.4	17
22.	8612	Landscaping and grounds maintenance labourers	NOC Skill Level D	79	17.7	17
23.	5254	Program leaders and instructors in recreation  sport and fitness	NOC Skill Level B	79	21.6	17
24.	6541	Security guards and related security service occupations	NOC Skill Level C	79	20.8	17
25.	6733	Janitors  caretakers and building superintendents	NOC Skill Level D	78	24.2	17
26.	3012	Registered nurses and registered psychiatric nurses	NOC Skill Level A	78	22.5	17
27.	1414	Receptionists	NOC Skill Level C	76	26.8	17
28.	6512	Bartenders	NOC Skill Level C	76	29.0	17
29.	0631	Restaurant and food service managers	NOC Skill Level A	65	40.2	17
...	...	...	...	...	...	...

## JOB POSTINGS BY 3-DIGIT NATIONAL OCCUPATION CLASSIFICATION

*What jobs are hard to fill and/or in-demand?*

	3 DIGIT NOC	3 DIGIT NOC NAME	SKILL LEVEL	POSTING COUNT ▾	AVG POSTING LENGTH IN DAYS	MEDIAN POSTING LENGTH IN DAYS
1.	642	Retail salespersons	NOC Skill Level C	698	31.1	17
2.	632	Chefs and cooks	NOC Skill Level B	331	34.2	17
3.	751	Motor vehicle and transit drivers	NOC Skill Level C	307	20.8	17
4.	441	Home care providers and educational support occupations	NOC Skill Level C	304	28.2	17
5.	655	Customer and information services representatives	NOC Skill Level C	296	19.5	17
6.	673	Cleaners	NOC Skill Level D	288	22.4	17
7.	651	Occupations in food and beverage service	NOC Skill Level C	232	22.4	17
8.	421	Paraprofessional occupations in legal, social, community and education services	NOC Skill Level B	188	23.8	17
9.	745	Longshore workers and material handlers	NOC Skill Level C	187	17.0	17
10.	323	Other technical occupations in health care	NOC Skill Level B	185	32.1	17
11.	662	Other sales support and related occupations	NOC Skill Level D	180	18.5	17
12.	124	Office administrative assistants - general, legal and medical	NOC Skill Level B	165	24.9	17
13.	671	Food counter attendants, kitchen helpers and related support occupations	NOC Skill Level D	161	22.5	17
14.	761	Trades helpers and labourers	NOC Skill Level D	155	20.4	17
15.	062	Retail and wholesale trade managers	NOC Skill Level A	150	28.8	17
16.	631	Service supervisors	NOC Skill Level B	127	50.0	17
17.	341	Assisting occupations in support of health services	NOC Skill Level C	123	23.8	17
18.	321	Medical technologists and technicians (except dental health)	NOC Skill Level B	120	25.3	17
19.	732	Automotive service technicians	NOC Skill Level B	116	25.7	17
20.	661	Cashiers	NOC Skill Level D	109	27.5	17
21.	141	General office workers	NOC Skill Level C	105	23.6	17
22.	152	Supply chain logistics, tracking and scheduling co-ordination occupations	NOC Skill Level C	95	25.1	17
23.	122	Administrative and regulatory occupations	NOC Skill Level B	95	20.1	17
24.	727	Carpenters and cabinetmakers	NOC Skill Level B	93	22.6	17
25.	525	Athletes, coaches, referees and related occupations	NOC Skill Level B	91	20.8	17
26.	961	Labourers in processing, manufacturing and utilities	NOC Skill Level D	88	11.8	17
27.	723	Machining, metal forming, shaping and erecting trades	NOC Skill Level B	88	19.9	17
28.	861	Harvesting, landscaping and natural resources labourers	NOC Skill Level D	81	17.6	17
29.	301	Professional occupations in nursing	NOC Skill Level A	80	22.0	17

## JOB POSTINGS BY 2-DIGIT NATIONAL OCCUPATION CLASSIFICATION

*What jobs are hard to fill and/or in-demand?*

	2 DIGIT NOC	2 DIGIT NOC NAME	SKILL LEVEL	POSTING COUNT ▾	AVG POSTING LENGTH IN DAYS	MEDIAN POSTING LENGTH IN DAYS
1.	64	Sales representatives and salespersons - wholesale and retail trade	NOC Skill Level C	714	30.8	17
2.	65	Service representatives and other customer and personal services occupations	NOC Skill Level C	678	20.8	17
3.	63	Service supervisors and specialized service occupations	NOC Skill Level B	522	37.2	17
4.	67	Service support and other service occupations, n.e.c.	NOC Skill Level D	502	20.9	17
5.	75	Transport and heavy equipment operation and related maintenance occupations	NOC Skill Level C	370	20.3	17
6.	72	Industrial, electrical and construction trades	NOC Skill Level B	363	23.5	17
7.	32	Technical occupations in health	NOC Skill Level B	331	30.0	17
8.	44	Care providers and educational, legal and public protection support occupations	NOC Skill Level C	307	28.4	17
9.	12	Administrative and financial supervisors and administrative occupations	NOC Skill Level B	291	24.4	17
10.	66	Sales support occupations	NOC Skill Level D	289	22.0	17
11.	06	Middle management occupations in retail and wholesale trade and customer services	NOC Skill Level A	247	30.7	17
12.	74	Other installers, repairers and servicers and material handlers	NOC Skill Level C	236	17.3	17
13.	73	Maintenance and equipment operation trades	NOC Skill Level B	229	32.2	17
14.	62	Retail sales supervisors and specialized sales occupations	NOC Skill Level B	206	30.4	17
15.	14	Office support occupations	NOC Skill Level C	189	20.9	17
16.	42	Paraprofessional occupations in legal, social, community and education services	NOC Skill Level B	188	23.8	17
17.	76	Trades helpers, construction labourers and related occupations	NOC Skill Level D	167	20.1	17
18.	22	Technical occupations related to natural and applied sciences	NOC Skill Level B	165	23.5	17
19.	31	Professional occupations in health (except nursing)	NOC Skill Level A	163	34.2	17
20.	11	Professional occupations in business and finance	NOC Skill Level A	133	19.2	17
21.	34	Assisting occupations in support of health services	NOC Skill Level C	123	23.8	17
22.	52	Technical occupations in art, culture, recreation and sport	NOC Skill Level B	121	20.4	17
23.	15	Distribution, tracking and scheduling co-ordination occupations	NOC Skill Level C	106	24.4	17
24.	94	Processing and manufacturing machine operators and related production workers	NOC Skill Level C	100	21.7	17
25.	21	Professional occupations in natural and applied sciences	NOC Skill Level A	93	22.9	17
26.	01	Senior managers - construction, transportation, production and utilities	NOC Skill Level A	90	18.7	17
27.	96	Labourers in processing, manufacturing and utilities	NOC Skill Level D	88	11.8	17
					1 - 45 / 45	< >

## MULTILINGUAL JOB POSTINGS BY THE NUMBERS

ACTIVE POSTINGS	NEW POSTINGS	COMPANIES	JOB LANGUAGES
1,414	0	837	9

## # OF DAYS POSTED

AVERAGE	MEDIAN
18.3	17

## MULTILINGUAL JOB POSTINGS BY SKILL LEVEL

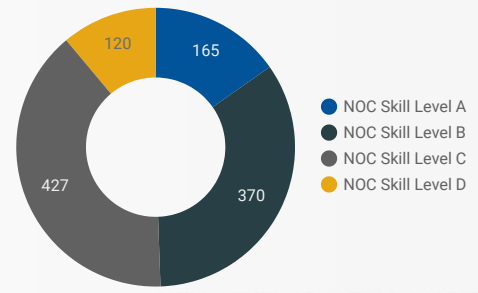
What language skills are employers looking for by occupational skill level?

**165** Skill Level A - Management/ Professional Occupations usually requiring University

**370** Skill Level B - Usually college education or apprenticeship training

**427** Skill Level C - Usually secondary education or occupation-specific training

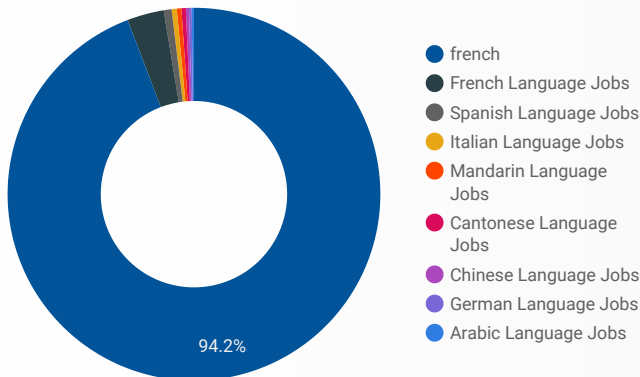
**120** Skill Level D - Usually on-the-job training



JOB LANGUAGE	NOC Skill Level D	NOC Skill Level A	NOC Skill Level B	NOC Skill Level C
french	107	129	323	379
French Language Jobs	12	21	35	36
Spanish Language Jobs	7	1	1	3
Italian Language Jobs	1	3	4	
Cantonese Language Jobs	5		2	
Mandarin Language Jobs	1	4		
Chinese Language Jobs	1	1		

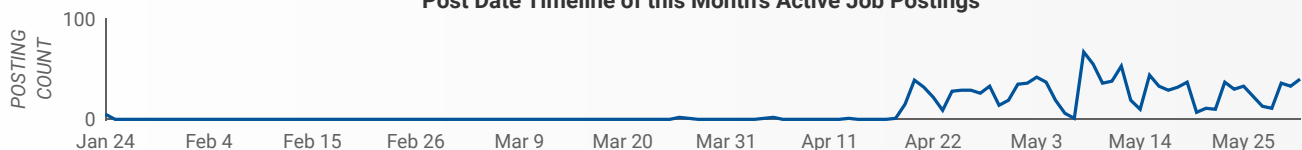
## LANGUAGE SKILLS BREAKDOWN

Which kinds of language skills do employers seek?



JOB LANGUAGES	POSTING COUNT
1. french	1,221
2. French Language Jobs	150
3. Spanish Language Jobs	12
4. Italian Language Jobs	8
5. Mandarin Language Jobs	7
6. Cantonese Language Jobs	7
7. Chinese Language Jobs	4
8. German Language Jobs	3

## Post Date Timeline of this Month's Active Job Postings



## LANGUAGE SKILLS BEING RECRUITED BY JOB CATEGORY

What language skills are sought by 1-Digit NOC?

BROAD OCCUPATIONAL CATEGORY	french	French L...	Spanish ...	Italian La...	Cantones...	Mandarin...	Grand total
Trades, transport and equipment operators ...	208	18	2				230
Sales and service occupations	299	29	2	7	2		342
Occupations in manufacturing and utilities	19	6					25
Occupations in education, law and social, c...	78	8					86
Occupations in art, culture, recreation and s...	35	10					45
Natural resources, agriculture and related p...	16	1					18
Natural and applied sciences and related o...	28						28
Management occupations	46	11	3		2	1	63
Health occupations	95	8		1	3		109
Business, finance and administration occup...	114	13	4			4	136
<b>Grand total</b>	<b>938</b>	<b>104</b>	<b>11</b>	<b>8</b>	<b>7</b>	<b>5</b>	<b>1,082</b>

## MULTILINGUAL JOB POSTINGS BY COMMUNITY

What language skills are sought by 4-Digit NOC?

	MUNICIPALITY	JOB LANGUAGES ▾	AVG POSTING LENGTH IN DAYS	MEDIAN POSTING LENGTH IN DAYS
1.	Barrie	596	18.0	17
2.	Midland	132	16.4	17
3.	Collingwood	113	18.5	17
4.	Orillia	113	18.9	17
5.	New Tecumseth	75	23.6	17
6.	Penetanguishene	72	19.3	17
7.	Innisfil	71	16.9	17
8.	Bradford West Gwillimbury	50	17.9	17
9.	Wasaga Beach	31	18.6	17
10.	Ramara	28	16.9	17
11.	Springwater	27	18.7	17
12.	Oro-Medonte	18	16.4	17
13.	Severn	17	16.9	17
14.	Essa	14	16.7	17
15.	Tiny	11	17.0	17
16.	Clearview	9	16.9	17

## LANGUAGE DEMAND BY JOB

*What language skills are sought by 4-Digit NOC?*

4 DIGIT NOC NAME	POSTINGS
1. Retail salespersons	69
2. Other customer and information services rep...	47
3. Cooks	41
4. Food and beverage servers	35
5. Transport truck drivers	31
6. Program leaders and instructors in recreatio...	30
7. Light duty cleaners	28
8. Home support workers  housekeepers and re...	28
9. Administrative assistants	27
10. Material handlers	25
11. Food counter attendants  kitchen helpers an...	23
12. Receptionists	23
13. Social and community service workers	19
14. Retail and wholesale trade managers	19
15. Licensed practical nurses	18
16. Bartenders	17
17. Carpenters	16
18. Automotive service technicians  truck and bu...	16
19. Dental assistants	15
20. Delivery and courier service drivers	15
21. Construction trades helpers and labourers	15
22. Chefs	14
23. Landscaping and grounds maintenance labo...	13
24. Landscape and horticulture technicians and ...	13
25. Professional occupations in advertising  mar...	12
26. Bus drivers  subway operators and other tran...	12
27. Residential and commercial installers and se...	12
28. Registered nurses and registered psychiatric ...	12
29. Janitors  caretakers and building superintend...	10
30. Other assisting occupations in support of he...	10
31. Other financial officers	10
32. Accounting and related clerks	9
1 - 100 / 207 < >	

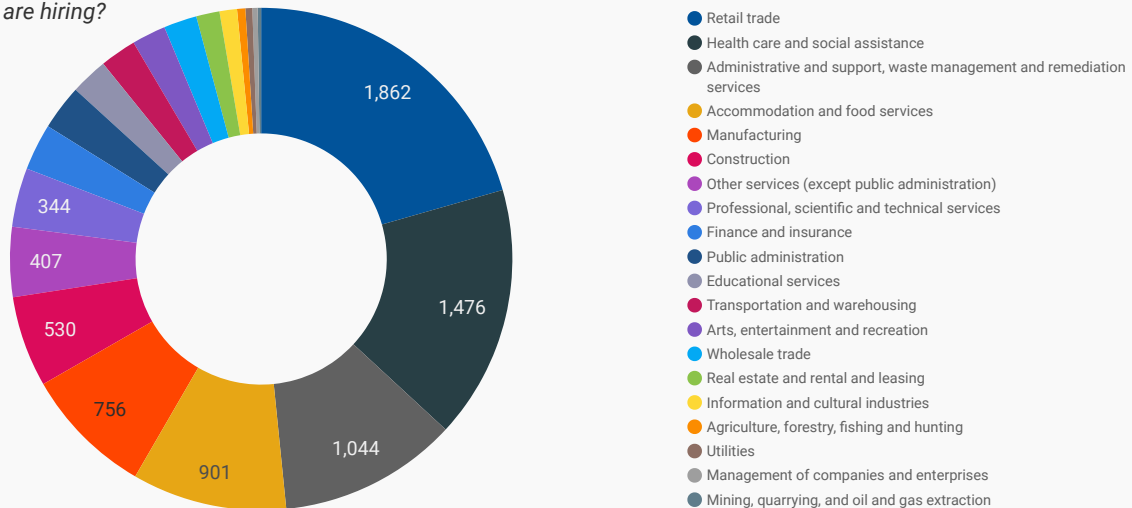
## MULTILINGUAL HIRING EMPLOYERS

*Which employers are seeking multilingual candidates?*

COMPANY	POSTINGS
1. Georgian Bay General Hospital	40
2. Waypoint Centre for Mental Health Care	33
3. Georgian Bay General Hospital Foundation	17
4. La CIÁ©	17
5. Simcoe County District School Board	15
6. Nottawasaga Inn Resort	11
7. Landmark Bus Lines	11
8. Bell Canada	9
9. Simcoe Muskoka Family Connexions	8
10. The Staffing Connection	8
11. Canadian Mental Health Association, Simcoe County Branch	8
12. ACES Recruitment	7
13. Victoria Village Manor	7
14. Barrie Trim & Mouldings Inc.	6
15. Expert Staffing Solutions	6
16. The Simcoe Hotel Saloon and Eatery	6
17. Casa Mia Barrie	6
18. Confidential	6
19. Superior Facility Services	6
20. The Huron Club	6
21. ZF Automotive	6
22. Tarpin Lumber & Truss	6
23. VON Canada - Barrie	5
24. Alpha Building Supply	5
25. Gateway Casinos & Entertainment Limited	5
26. Home and Community Care Support Services	5
27. K. Winter Sanitation Inc.	5
28. Canadian Mental Health Association, Simcoe County	5
29. Redwood Park Communities	5
30. Victorian Order of Nurses / VON	5
1 - 50 / 838 < >	

## TOP HIRING SECTORS BY 2-DIGIT NAICS CODE

What sectors are hiring?



	2-DIGIT NAICS LABEL	NAICS CODE	POSTING COUNT	AVG POSTING LENGTH IN DAYS	MEDIAN POSTING LENGTH IN DAYS
1.	Retail trade	44-45	1,862	22.6	17
2.	Health care and social assistance	62	1,476	26.4	17
3.	Administrative and support, waste management and remediation services	56	1,044	21.5	17
4.	Accommodation and food services	72	901	28.6	17
5.	Manufacturing	31-33	756	21.4	17
6.	Construction	23	530	23.5	17
7.	Other services (except public administration)	81	407	26.3	17
8.	Professional, scientific and technical services	54	344	28.6	17
9.	Finance and insurance	52	272	21.0	17
10.	Public administration	91	263	20.3	17
11.	Educational services	61	218	24.3	17
12.	Transportation and warehousing	48-49	212	26.7	17
13.	Arts, entertainment and recreation	71	198	19.4	17
14.	Wholesale trade	41	193	24.9	17
15.	Real estate and rental and leasing	53	136	22.8	17
16.	Information and cultural industries	51	102	29.1	17
17.	Agriculture, forestry, fishing and hunting	11	48	28.3	17
18.	Utilities	22	40	18.4	17
19.	Management of companies and enterprises	55	31	20.2	17
20.	Mining, quarrying, and oil and gas extraction	21	20	16.1	17

NOTE: NAICS code 56 includes Employment Agencies. Manufacturing includes codes 31-33, Retail Trade includes codes 44-45 and Transportation and Warehousing includes codes 48-49.

## TOP HIRING SECTORS BY 3-DIGIT NAICS CODE

What sectors are hiring?

	3-DIGIT NAICS LABEL	NAICS CODE	POSTING COUNT ▾	AVG POSTING LENGTH IN DAYS	MEDIAN POSTING LENGTH IN DAYS
1.	Administrative and support services	561	958	21.5	17
2.	Food services and drinking places	722	697	29.6	17
3.	Ambulatory health care services	621	546	29.2	17
4.	Nursing and residential care facilities	623	480	28.9	17
5.	Specialty trade contractors	238	367	25.6	17
6.	Food and beverage stores	445	359	19.9	17
7.	Professional, scientific and technical services	541	344	28.6	17
8.	Building material and garden equipment and supplies dealers	444	257	28.5	17
9.	Hospitals	622	244	19.2	17
10.	Clothing and clothing accessories stores	448	224	25.3	17
11.	Educational services	611	218	24.3	17
12.	Miscellaneous store retailers	453	215	19.4	17
13.	Credit intermediation and related activities	522	211	19.2	17
14.	Motor vehicle and parts dealers	441	210	18.6	17
15.	Social assistance	624	206	22.7	17
16.	Accommodation services	721	204	26.0	17
17.	Electronics and appliance stores	443	189	19.1	16
18.	Amusement, gambling and recreation industries	713	181	19.6	17
19.	Transportation equipment manufacturing	336	176	8.3	2
20.	Repair and maintenance	811	173	27.1	17
21.	Local, municipal and regional public administration	913	161	19.8	17
22.	General merchandise stores	452	159	24.0	17
23.	Personal and laundry services	812	131	33.7	17
24.	Health and personal care stores	446	123	20.8	17
25.	Machinery manufacturing	333	111	21.9	17
26.	Construction of buildings	236	105	20.0	17
27.	Religious, grant-making, civic, and professional and similar organizations	813	96	17.2	17
28.	Truck transportation	484	89	29.6	17
29.	Waste management and remediation services	562	86	20.9	17
30.	Real estate	531	85	24.4	17
31.	Telecommunications	517	73	36.0	17
					1 - 50 / 87 < >



## TOP HIRING SECTORS BY 4-DIGIT NAICS CODE

*What sectors are hiring?*

	4-DIGIT NAICS LABEL	NAICS CODE	POSTING COUNT ▾	AVG POSTING LENGTH IN DAYS	MEDIAN POSTING LENGTH IN DAYS
1.	Full-service restaurants and limited-service eating places	7225	644	30.3	17
2.	Employment services	5613	608	20.9	17
3.	Community care facilities for the elderly	6233	408	25.4	17
4.	Grocery stores	4451	339	18.2	17
5.	Services to buildings and dwellings	5617	266	22.1	17
6.	Building material and supplies dealers	4441	241	28.7	17
7.	General medical and surgical hospitals	6221	239	19.3	17
8.	Offices of other health practitioners	6213	203	30.3	17
9.	Clothing stores	4481	197	26.1	17
10.	Electronics and appliance stores	4431	189	19.1	16
11.	Traveller accommodation	7211	182	27.2	17
12.	Other local, municipal and regional public administration	9139	160	19.8	17
13.	Depository credit intermediation	5221	145	14.6	14
14.	Motor vehicle manufacturing	3361	144	6.5	2
15.	Automotive repair and maintenance	8111	144	28.4	17
16.	Automobile dealers	4411	137	17.2	17
17.	Health and personal care stores	4461	123	20.8	17
18.	Individual and family services	6241	121	24.1	17
19.	Home health care services	6216	114	31.9	17
20.	Other amusement and recreation industries	7139	112	19.0	17
21.	Building finishing contractors	2383	111	22.0	17
22.	Educational support services	6117	99	18.6	17
23.	Offices of dentists	6212	98	28.4	17
24.	Building equipment contractors	2382	98	27.3	17
25.	Office supplies, stationery and gift stores	4532	98	17.4	17
26.	Department stores	4521	93	16.4	17
27.	Architectural, engineering and related services	5413	92	20.4	17
28.	Other miscellaneous store retailers	4539	91	22.0	17
29.	Personal care services	8121	83	43.1	17
30.	Residential building construction	2361	80	20.0	17
31.	Foundation, structure, and building exterior contractors	2381	80	26.4	17
					1 - 50 / 233 < >

## TOP HIRING SECTORS BY 5-DIGIT NAICS CODE

What sectors are hiring?

	5-DIGIT NAICS LABEL	NAICS_5	POSTING COUNT ▾	AVG POSTING LENGTH IN DAYS	MEDIAN POSTING LENGTH IN DAYS
1.	Full-service restaurants and limited-service eating places	72251	644	30.3	17
2.	Employment placement agencies and executive search services	56131	591	20.9	17
3.	Community care facilities for the elderly	62331	408	25.4	17
4.	Supermarkets and other grocery (except convenience) stores	44511	332	18.2	17
5.	General medical and surgical hospitals	62211	239	19.3	17
6.	Home centres	44411	212	29.1	17
7.	Electronics and appliance stores	44314	189	19.1	16
8.	Hotels (except casino hotels) and motels	72111	176	27.5	17
9.	Other local, municipal and regional public administration	91391	160	19.8	17
10.	Automobile and light-duty motor vehicle manufacturing	33611	144	6.5	2
11.	Banking	52211	144	14.5	14
12.	Landscaping services	56173	138	19.8	17
13.	New car dealers	44111	131	17.1	17
14.	Home health care services	62161	114	31.9	17
15.	Janitorial services	56172	106	26.2	17
16.	Educational support services	61171	99	18.6	17
17.	Offices of dentists	62121	98	28.4	17
18.	Other automotive repair and maintenance	81119	96	24.6	17
19.	Department stores	45211	93	16.4	17
20.	Office supplies and stationery stores	45321	89	17.4	17
21.	All other miscellaneous store retailers	45399	83	22.3	17
22.	Pharmacies and drug stores	44611	82	16.7	17
23.	Residential building construction	23611	80	20.0	17
24.	Hair care and esthetic services	81211	72	41.0	17
25.	Offices of mental health practitioners (except physicians)	62133	72	18.7	17
26.	All other general merchandise stores	45299	66	35.3	17
27.	Engineering services	54133	65	17.7	17
28.	All other specialty trade contractors	23899	64	29.8	17
29.	Casinos (except casino hotels)	71321	64	21.1	16
30.	Other provincial and territorial public administration	91291	63	16.9	17
31.	Ventilation, heating, air-conditioning and commercial refrigeration equipment manufacturing	33341	62	21.4	17

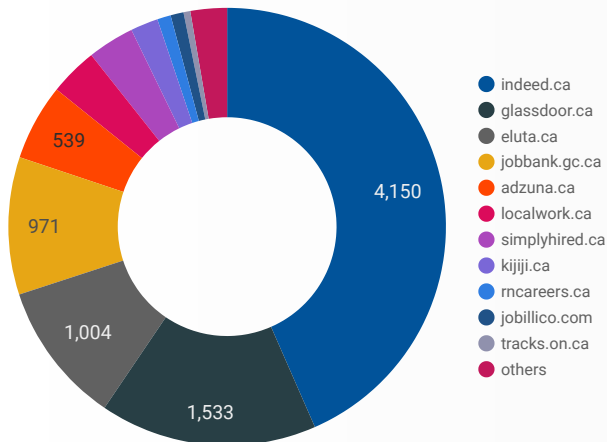
## TOP HIRING SECTORS BY 6-DIGIT NAICS CODE

What sectors are hiring?

	6-DIGIT NAICS LABEL	NAICS CODE	POSTING COUNT ▼	AVG POSTING LENGTH IN DAYS	MEDIAN POSTING LENGTH IN DAYS
1.	Employment placement agencies and executive search services	561310	591	20.9	17
2.	Community care facilities for the elderly	623310	408	25.4	17
3.	Limited-service eating places	722512	357	29.4	17
4.	Supermarkets and other grocery (except convenience) stores	445110	332	18.2	17
5.	Full-service restaurants	722511	287	31.4	17
6.	General (except paediatric) hospitals	622111	239	19.3	17
7.	Home centres	444110	212	29.1	17
8.	Other local, municipal and regional public administration	913910	160	19.8	17
9.	Automobile and light-duty motor vehicle manufacturing	336110	144	6.5	2
10.	Landscaping services	561730	138	19.8	17
11.	New car dealers	441110	131	17.1	17
12.	Audio and video recordings stores	443146	126	16.1	16
13.	Corporate and institutional banking industry	522112	122	14.5	14
14.	Home health care services	621610	114	31.9	17
15.	Janitorial services (except window cleaning)	561722	104	26.1	17
16.	Resorts	721113	103	16.6	17
17.	Educational support services	611710	99	18.6	17
18.	Offices of dentists	621210	98	28.4	17
19.	Department stores	452110	93	16.4	17
20.	All other automotive repair and maintenance	811199	91	25.1	17
21.	Office supplies and stationery stores	453210	89	17.4	17
22.	Pharmacies and drug stores	446110	82	16.7	17
23.	Residential building construction	236110	80	20.0	17
24.	Offices of mental health practitioners (except physicians)	621330	72	18.7	17
25.	Engineering services	541330	65	17.7	17
26.	All other specialty trade contractors	238990	64	29.8	17
27.	Casinos (except casino hotels)	713210	64	21.1	16
28.	Other provincial and territorial public administration	912910	63	16.9	17
29.	Hotels	721111	62	44.1	17
30.	Home and auto supplies stores	452991	60	25.2	17
31.	Child day care services	624410	58	22.5	17

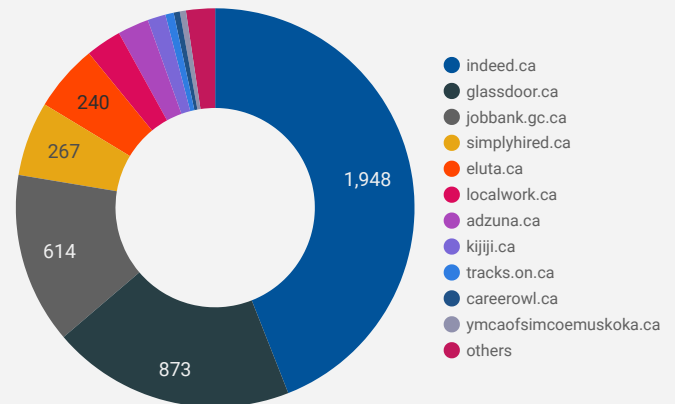
## JOB POSTINGS BY JOB BOARD

What share of unique job postings appear on each job board?



## COMPANIES BY JOB BOARD

What share of unique job postings appear on each job board?



## JOB POSTING DETAILS BY JOB BOARD

How does job posting activity differ by job board?

	JOB BOARD	POSTING COUNT ▾	AVG POSTING LENGTH IN DAYS	MEDIAN POSTING LENGTH IN DAYS	# OF COMPANIES
1.	indeed.ca	4,150	19.4	17	1,948
2.	glassdoor.ca	1,533	16.9	17	873
3.	eluta.ca	1,004	16.9	17	240
4.	jobbank.gc.ca	971	93.6	59	614
5.	adzuna.ca	539	14.0	14	112
6.	localwork.ca	340	5.6	1	128
7.	simplyhired.ca	330	17.0	17	267
8.	kijiji.ca	195	16.0	16	65
9.	rncareers.ca	96	23.1	19	21
10.	jobillico.com	92	17.2	14	21
11.	tracks.on.ca	48	29.9	30	30
12.	randstad.ca	45	18.2	8	1
13.	ymcaofsimcoemuskoka.ca	33	37.7	29	22
14.	careerarc.com	28	39.2	33	7
15.	careerowl.ca	27	241.3	183	22
16.	network.applytoeducation.com	25	17.1	18	3
17.	barriecareercentre.com	22	60.0	60	14
18.	agilec.ca	22	25.6	19	12