



JOB DEMAND REPORT

APRIL 2023

HIGHLIGHTS

JOB POSTINGS BY THE NUMBERS

POSTING COUNT	NEW THIS MONTH	COMPANIES	JOB BOARDS
9,236	5,634	3,234	26

OF DAYS POSTED

AVERAGE	MEDIAN
19.7	17

REPORT BUILDER

The default filter selection below will show all job demand data for the month. You can use the filters to create a customized report for the purpose of understanding a subset of the data.

OCCUPATION FILTERS

SKILL TYPE NAME / 1-DIGIT NOC	▼
MAJOR GROUP / 2-DIGIT NOC	▼
MINOR GROUP / 3-DIGIT NOC	▼
UNIT GROUP / 4-DIGIT NOC	▼
SKILL LEVEL	▼
JOB TYPE	▼
JOB DURATION	▼
ADDITIONAL LANGUAGE	▼
SPECIFIC JOB TAGS	▼

INDUSTRY/SECTOR FILTERS

HIRING SECTOR BY 2-DIGIT NAICS CODE	▼
HIRING SECTOR BY 3-DIGIT NAICS CODE	▼
HIRING SECTOR BY 4-DIGIT NAICS CODE	▼
HIRING SECTOR BY 5-DIGIT NAICS CODE	▼
HIRING SECTOR BY 6-DIGIT NAICS CODE	▼

OTHER FILTERS

JOB BOARD	▼
MUNICIPALITY	▼

NOC = National Occupation Classification | NAICS = North American Industry Classification System

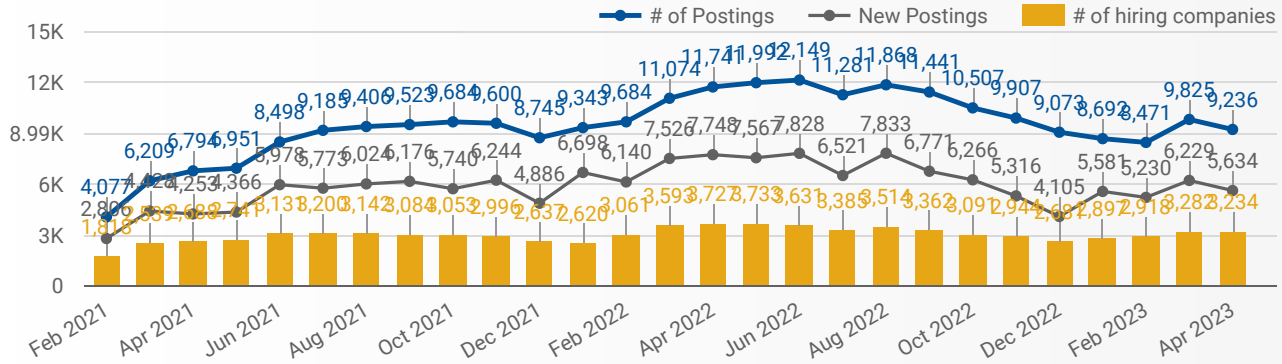
Source:

Job posting data collected by Work in Simcoe County from job boards and employer websites who recruit candidates in Simcoe County.

JOB POSTINGS BY MONTH FOR SIMCOE COUNTY

How many job postings were active for at least 1 day this month?

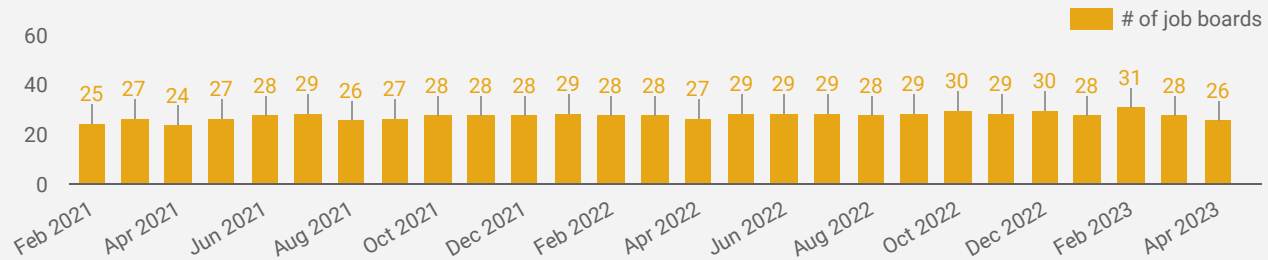
AZ | :



NOTE: This graph cannot be filtered using the controls on the cover page

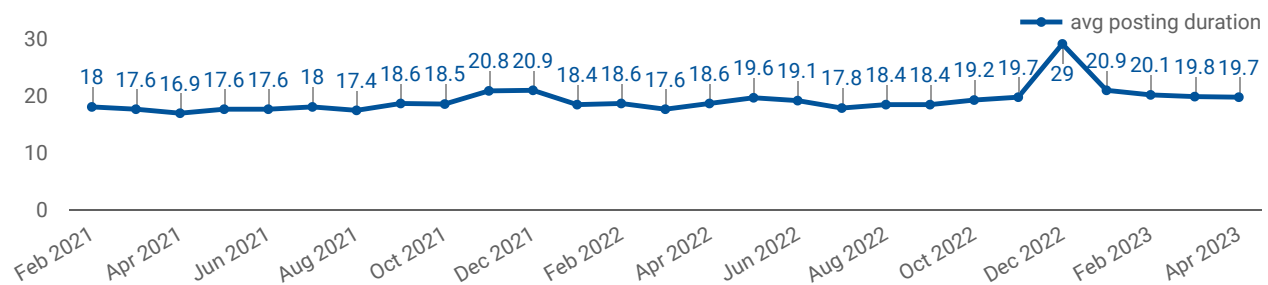
NUMBER OF ACTIVE JOB BOARDS

How many job postings were active for at least 1 day this month on these job boards?



AVERAGE POSTING LENGTH BY DAYS

How long are employers having to recruit for to find candidates to fill their job vacancies?



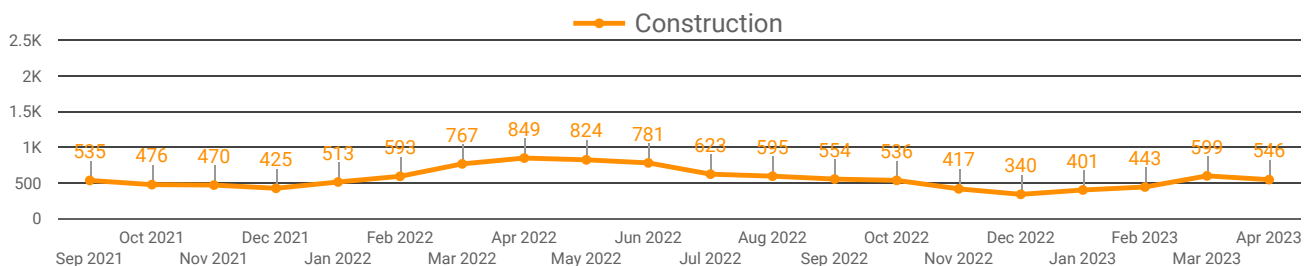
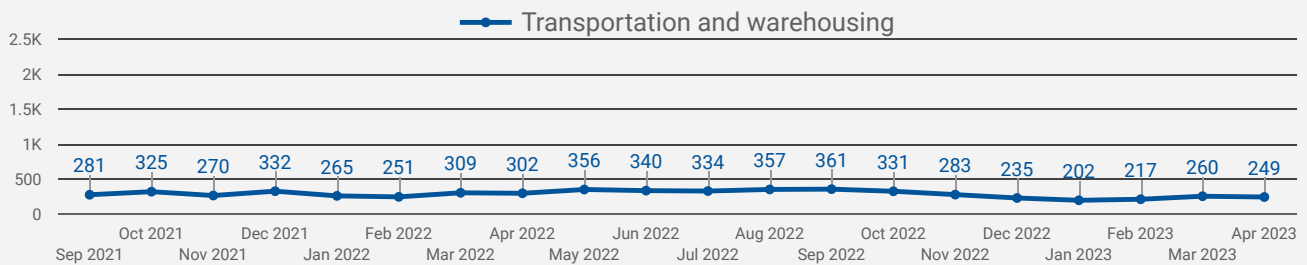
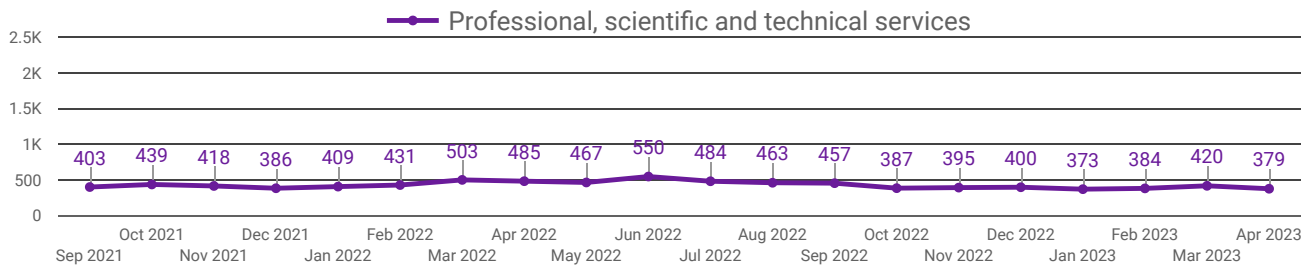
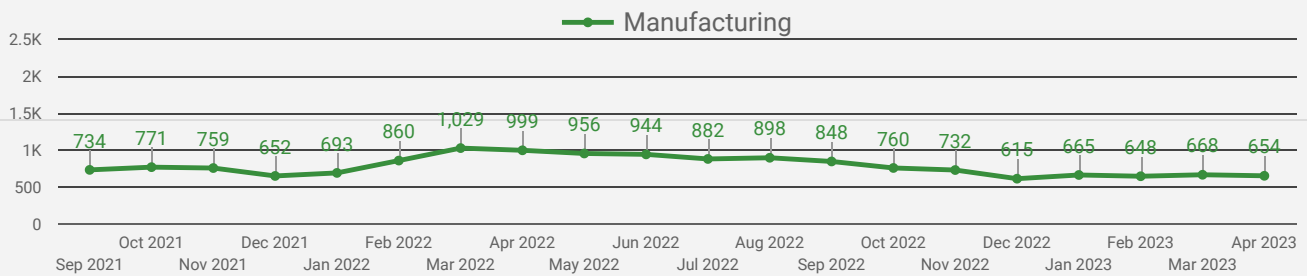
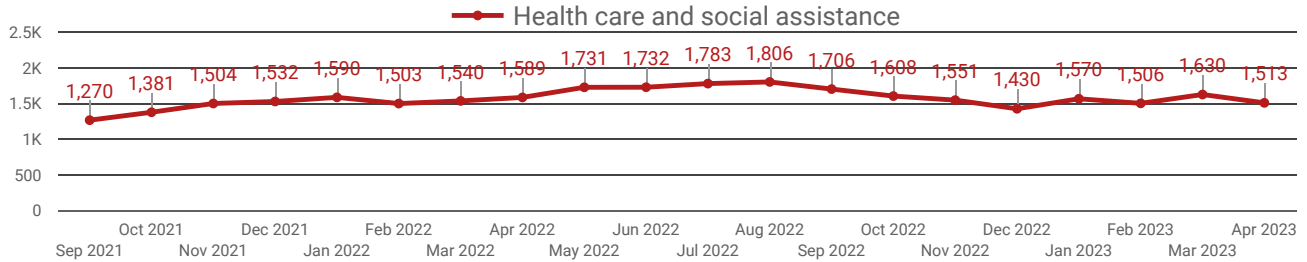
POST DATE TIMELINE FOR THIS MONTH'S ACTIVE JOB POSTINGS

How many job postings were active for at least 1 day this month?



DEMAND BY KEY SECTOR FOR SIMCOE COUNTY

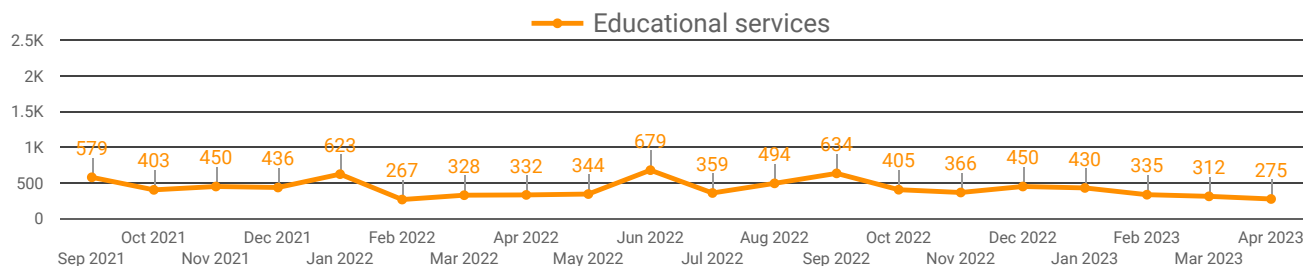
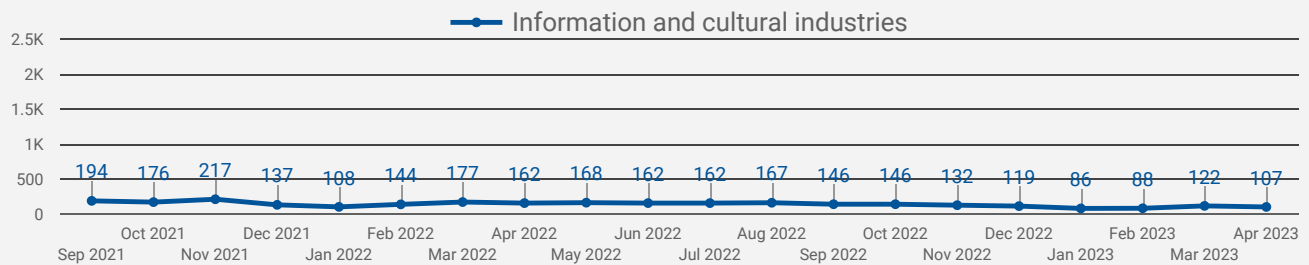
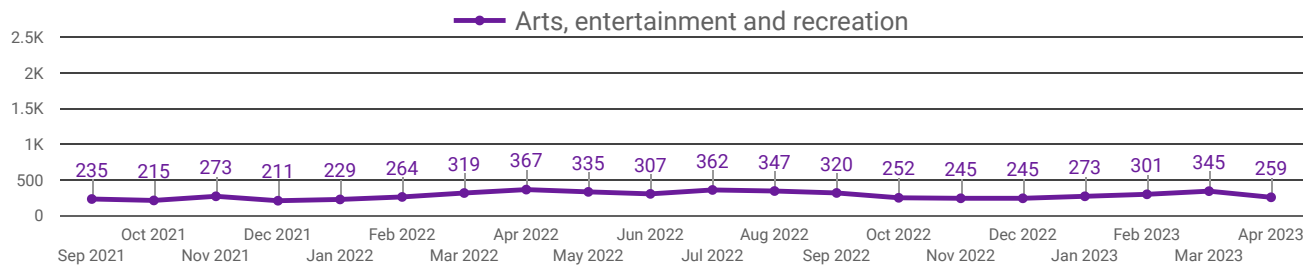
How many job postings were active for at least 1 day this month by sector?



NOTE: This graph cannot be filtered using the controls on the cover page

DEMAND BY IMPACTED SECTOR FOR SIMCOE COUNTY

How many job postings were active for at least 1 day this month by sector?



NOTE: This graph cannot be filtered using the controls on the cover page

JOB POSTINGS BY COMMUNITY

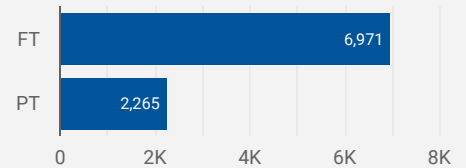
How many job postings were active for at least 1 day this month?

	COMMUNITY	POSTING COUNT	AVG POSTING LENGTH IN DAYS	MEDIAN POSTING LENGTH IN DAYS
1.	Barrie	4,098	18.9	17
2.	Orillia	948	18.1	17
3.	Collingwood	681	19.4	17
4.	Midland	547	21.3	17
5.	Innisfil	545	19.9	17
6.	New Tecumseth	540	21.8	17
7.	Bradford West Gwillimbury	479	19.6	17
8.	Springwater	206	19.5	17
9.	Wasaga Beach	183	23.8	17
10.	Penetanguishene	170	19.5	17
11.	Essa	148	23.0	17
12.	Oro-Medonte	142	20.9	17
13.	Clearview	138	22.0	17
14.	Ramara	127	19.2	17
15.	Severn	123	19.0	17
16.	Tay	46	25.1	17
17.	Adjala-Tosorontio	36	41.8	17
18.	Borden	26	19.3	17
19.	Tiny	13	16.3	17

1 - 19 / 19

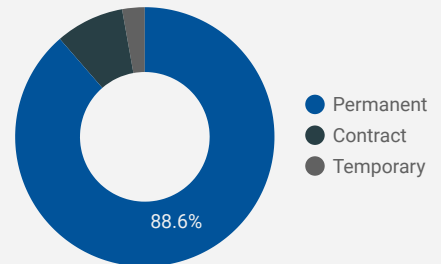
JOB TYPE

Full-time vs Part-time



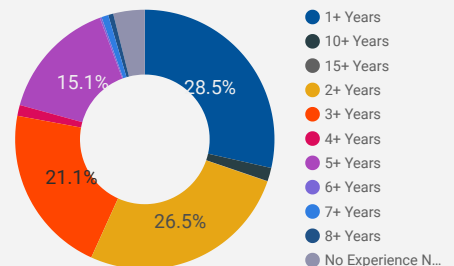
JOB DURATION

Permanency of jobs posted



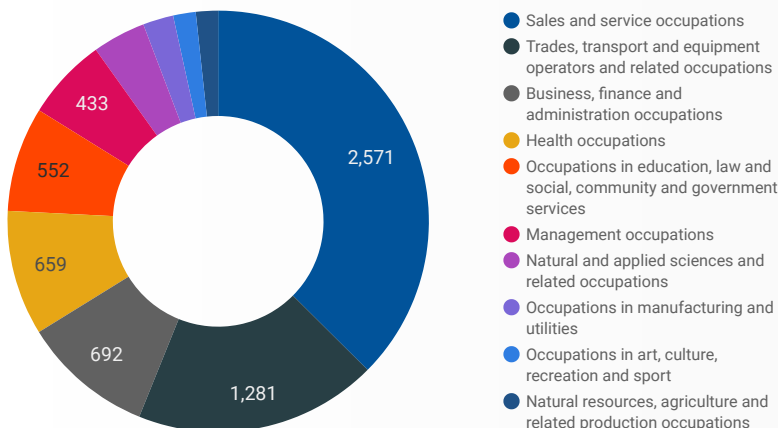
JOB EXPERIENCE LEVEL

Job Postings by Experience Level Required



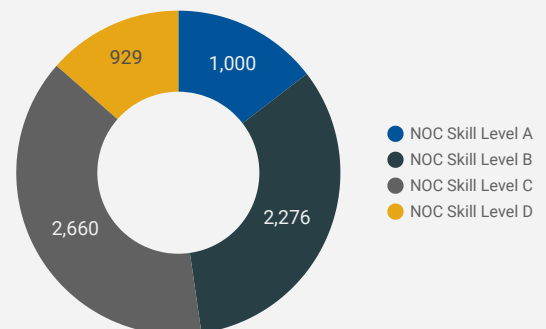
JOB POSTINGS BY JOB CATEGORY

What broad occupational category is being recruited?



JOB POSTINGS BY SKILL LEVEL

What education do occupations typically require?



Skill Level A = Usually University education | Skill Level B = Usually College education or Apprenticeship training | Skill Level C = Usually Secondary education or occupation-specific training | Skill Level D = Usually on-the-job training

TOP HIRING EMPLOYERS & AGENCIES

Who is hiring?

	COMPANY	COMMUNITY	POSTINGS COUNT ▾	AVG POSTING LENGTH IN DAYS	MEDIAN POSTING LENGTH IN DAYS
1.	Royal Victoria Regional Health Centre	Barrie	76	16.9	17
2.	Sienna Senior Living	Barrie	54	23.2	17
3.	Georgian Bay General Hospital	Midland	49	16.8	17
4.	Orillia Soldiers' Memorial Hospital	Orillia	48	14.9	17
5.	RONA inc.	Barrie	44	17.5	17
6.	Waypoint Centre for Mental Health Care	Penetanguishene	43	16.9	17
7.	Georgian College	Barrie	42	19.7	17
8.	Canadian Forces Morale and Welfare Services - CFMWS	Essa	40	15.6	17
9.	Employer	Innisfil	39	27.2	30
10.	Simcoe County District School Board	Barrie	37	20.3	17
11.	Friday Harbour Resort	Innisfil	35	21.0	17
12.	Lowe's	Barrie	32	23.2	14
13.	eCapital, Inc.	Orillia	31	16.8	17
14.	Napoleon Products	Barrie	31	17.0	17
15.	City of Barrie	Barrie	31	16.5	17
16.	Vins Plastics	Bradford West Gwillimbury	29	17.0	17
17.	Horseshoe Resort	Barrie	28	17.6	17
18.	Simcoe County District School Board	Springwater	28	16.3	17
19.	The Staffing Connection	New Tecumseth	27	12.7	18
20.	Sienna Senior Living Inc.	Barrie	25	16.8	17
21.	Randstad Canada	Barrie	25	19.9	15
22.	Shoppers Drug Mart / Pharmaprix	Barrie	24	16.8	17
23.	Empower Simcoe	Barrie	23	17.0	17
24.	Napoleon Fireplaces	Barrie	23	17.0	17
25.	Baxter International	New Tecumseth	23	16.8	17
26.	Vertical Staffing Resources	Barrie	23	17.0	17
27.	Metro	Collingwood	22	10.4	2
28.	Sienna Senior Living	Bradford West Gwillimbury	21	28.2	17
29.	Collingwood General and Marine Hospital	Collingwood	21	17.0	17
30.	BDO Canada LLP	Barrie	20	16.3	14
					1 - 50 / 3965 < >

TOP HOURLY WAGES IN JOB POSTINGS

What are employers willing to pay to find the perfect candidate?







of Minimum Wage Jobs

318

	JOB TITLE	COMPANY	LOCATION	HOURLY WAGE ▾
1.	FULL TIME TATTOO ARTIST	Perfect Image Tattoo & Piercing (Barrie: Georgian Mall)	Barrie	180 
2.	Msw Social Worker/psychotherapist (independent Consultants)	Abilities	Barrie	180 
3.	Full Time Tattoo Artist	Perfect Image Tattoo & Piercing (Barrie: Georgian...)	Barrie	180 
4.	Chiropractor	Good Wellness	Barrie	140 
5.	Speech Language Pathologist	Speech Associates	Orillia	100 
6.	Chiropractor	Barrie Core Wellness Centre	Barrie	100 
7.	In-Person/Hybrid Psychotherapist (Private Practice; Independent Contractor)	Inner Growth Counselling & Psychotherapy	Barrie	100 
8.	Speech-language Pathologist	Mariposa Speech and Language Clinic	Severn	98 
9.	Registered Massage Therapist (brand New Location)	Impact Healthcare, ON	Barrie	97 
10.	Registered Massage Therapist	Integrity Massage Therapy	Barrie	94 
11.	Registered Physiotherapist	Impact Healthcare, ON	Barrie	90 
				1 - 100 / 3166 < >

TOP SALARIES IN JOB POSTINGS

What are employers willing to pay to find the perfect candidate?

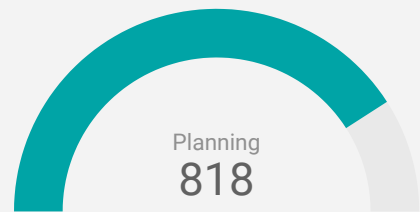
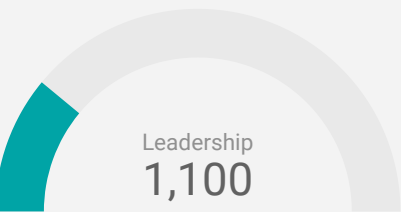
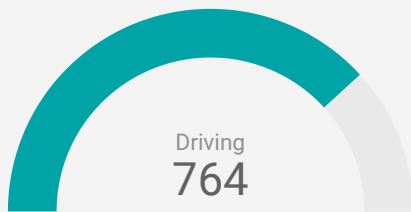
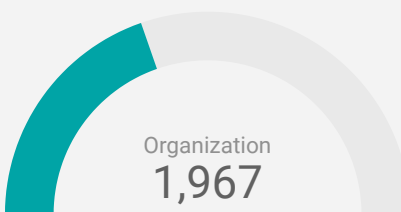
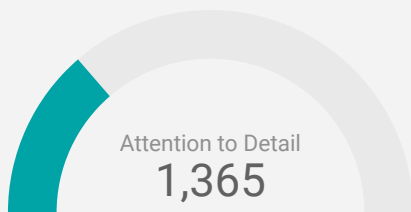
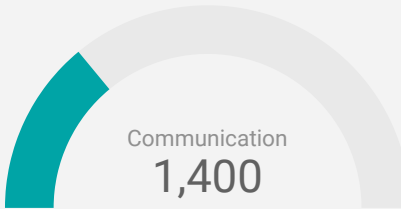
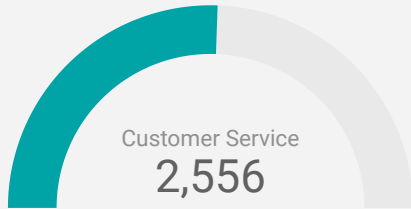
	JOB TITLE	COMPANY	LOCATION	ANNUAL SALARY ▾
1.	Associate Dentist	Holland River Dental	Bradford West Gwillimbury	342,766 
2.	Associate Dentist	The Tooth Corner	Barrie	311,812 
3.	Psychologist/psych Associate - Psychoeducational Assessments	Edcommodate	Barrie	300,000 
4.	Associate Dentist	Confidential	Orillia	300,000 
5.	Finance Manager	Georgian Chevrolet Buick GMC	Barrie	250,000 
6.	B2C Sales Agent	Centennial Windows & Doors	Barrie	250,000 
7.	Product Specialist	Pride Marine Group Ltd.	Orillia	250,000 
8.	Exteriors Renovations Sales Consultant	AM Group of Companies Ltd	Barrie	250,000 
9.	Independent Sales Representative - Walk In Tubs And Showers	Safe Step Walk-In Tubs LLC	Barrie	250,000 
10.	Pre-owned Financial Services Manager	Jackson's Toyota	Barrie	200,000 
				1 - 100 / 3700 < >

TOP IN-DEMAND SKILLS

How many times were these skills found in job postings?

ACTIVE JOB POSTINGS THIS MONTH

9,236



KEY JOB REQUIREMENTS

How often are these requirements desired in job postings?

ACTIVE JOB POSTINGS THIS MONTH

9,236



Driver's License

1,933



First Aid

545



Regular Access to a Vehi

405



Criminal Record Check

889



Microsoft Office

471



Food Safety

166

TOP OCCUPATIONS BY SKILL, FREQUENCY & DURATION

What jobs are in-demand and/or hard to fill?

	4 DIGIT NOC	4 DIGIT NOC NAME	SKILL LEVEL	POSTING COUNT	AVG POSTING LENGTH IN DAYS	MEDIAN POSTING LENGTH IN DAYS
1.	6421	Retail salespersons	NOC Skill Level C	643	18.8	17
2.	4412	Home support workers housekeepers and related occupations	NOC Skill Level C	251	21.6	17
3.	6322	Cooks	NOC Skill Level B	249	27.5	17
4.	6552	Other customer and information services representatives	NOC Skill Level C	234	17.8	17
5.	7511	Transport truck drivers	NOC Skill Level C	192	17.9	17
6.	7452	Material handlers	NOC Skill Level C	176	17.1	17
7.	3233	Licensed practical nurses	NOC Skill Level B	141	20.8	17
8.	6711	Food counter attendants kitchen helpers and related support occupations	NOC Skill Level D	139	19.8	17
9.	6731	Light duty cleaners	NOC Skill Level D	133	19.6	17
10.	0621	Retail and wholesale trade managers	NOC Skill Level A	125	20.0	17
11.	1241	Administrative assistants	NOC Skill Level B	125	21.8	17
12.	6622	Store shelf stockers clerks and order fillers	NOC Skill Level D	103	16.0	17
13.	6611	Cashiers	NOC Skill Level D	102	15.8	17
14.	6311	Food service supervisors	NOC Skill Level B	101	71.4	68.5
15.	7611	Construction trades helpers and labourers	NOC Skill Level D	100	19.8	17
16.	7514	Delivery and courier service drivers	NOC Skill Level C	90	16.8	17
17.	6513	Food and beverage servers	NOC Skill Level C	89	17.3	17
18.	4212	Social and community service workers	NOC Skill Level B	88	19.6	17
19.	6211	Retail sales supervisors	NOC Skill Level B	88	32.7	17
20.	6541	Security guards and related security service occupations	NOC Skill Level C	83	15.9	17
21.	8612	Landscaping and grounds maintenance labourers	NOC Skill Level D	78	16.6	17
22.	1414	Receptionists	NOC Skill Level C	76	18.1	17
23.	7321	Automotive service technicians truck and bus mechanics and mechanical repairers	NOC Skill Level B	74	17.9	17
24.	2225	Landscape and horticulture technicians and specialists	NOC Skill Level B	67	22.0	17
25.	0631	Restaurant and food service managers	NOC Skill Level A	66	39.4	17
26.	6733	Janitors caretakers and building superintendents	NOC Skill Level D	65	19.7	17
27.	3012	Registered nurses and registered psychiatric nurses	NOC Skill Level A	62	19.9	17
28.	5254	Program leaders and instructors in recreation sport and fitness	NOC Skill Level B	57	18.1	17
29.	3219	Other medical technologists and technicians (except dental health)	NOC Skill Level B	56	16.0	17

JOB POSTINGS BY 3-DIGIT NATIONAL OCCUPATION CLASSIFICATION

What jobs are hard to fill and/or in-demand?

	3 DIGIT NOC	3 DIGIT NOC NAME	SKILL LEVEL	POSTING COUNT ▾	AVG POSTING LENGTH IN DAYS	MEDIAN POSTING LENGTH IN DAYS
1.	642	Retail salespersons	NOC Skill Level C	643	18.8	17
2.	751	Motor vehicle and transit drivers	NOC Skill Level C	337	18.6	17
3.	632	Chefs and cooks	NOC Skill Level B	291	26.9	17
4.	441	Home care providers and educational support occupations	NOC Skill Level C	275	22.1	17
5.	655	Customer and information services representatives	NOC Skill Level C	245	17.7	17
6.	673	Cleaners	NOC Skill Level D	241	19.1	17
7.	323	Other technical occupations in health care	NOC Skill Level B	186	20.5	17
8.	745	Longshore workers and material handlers	NOC Skill Level C	177	17.5	17
9.	421	Paraprofessional occupations in legal, social, community and education services	NOC Skill Level B	170	19.6	17
10.	651	Occupations in food and beverage service	NOC Skill Level C	167	18.3	17
11.	124	Office administrative assistants - general, legal and medical	NOC Skill Level B	140	21.2	17
12.	671	Food counter attendants, kitchen helpers and related support occupations	NOC Skill Level D	139	19.8	17
13.	341	Assisting occupations in support of health services	NOC Skill Level C	125	25.6	17
14.	062	Retail and wholesale trade managers	NOC Skill Level A	125	20.0	17
15.	662	Other sales support and related occupations	NOC Skill Level D	124	16.3	17
16.	761	Trades helpers and labourers	NOC Skill Level D	123	19.4	17
17.	631	Service supervisors	NOC Skill Level B	122	62.1	32
18.	141	General office workers	NOC Skill Level C	109	17.8	17
19.	321	Medical technologists and technicians (except dental health)	NOC Skill Level B	106	18.3	17
20.	661	Cashiers	NOC Skill Level D	102	15.8	17
21.	732	Automotive service technicians	NOC Skill Level B	92	17.8	17
22.	723	Machining, metal forming, shaping and erecting trades	NOC Skill Level B	90	19.5	17
23.	621	Retail sales supervisors	NOC Skill Level B	88	32.7	17
24.	152	Supply chain logistics, tracking and scheduling co-ordination occupations	NOC Skill Level C	84	17.1	17
25.	111	Auditors, accountants and investment professionals	NOC Skill Level A	83	17.9	17
26.	654	Security guards and related security service occupations	NOC Skill Level C	83	15.9	17
27.	122	Administrative and regulatory occupations	NOC Skill Level B	82	16.6	17
28.	861	Harvesting, landscaping and natural resources labourers	NOC Skill Level D	80	16.6	17
29.	222	Technical occupations in life sciences	NOC Skill Level B	72	24.2	17
					1 - 50 / 126	< >

JOB POSTINGS BY 2-DIGIT NATIONAL OCCUPATION CLASSIFICATION

What jobs are hard to fill and/or in-demand?

	2 DIGIT NOC	2 DIGIT NOC NAME	SKILL LEVEL	POSTING COUNT	AVG POSTING LENGTH IN DAYS	MEDIAN POSTING LENGTH IN DAYS
1.	64	Sales representatives and salespersons - wholesale and retail trade	NOC Skill Level C	658	19.0	17
2.	65	Service representatives and other customer and personal services occupations	NOC Skill Level C	572	17.6	17
3.	63	Service supervisors and specialized service occupations	NOC Skill Level B	487	32.6	17
4.	67	Service support and other service occupations, n.e.c.	NOC Skill Level D	438	18.7	17
5.	75	Transport and heavy equipment operation and related maintenance occupations	NOC Skill Level C	403	18.4	17
6.	72	Industrial, electrical and construction trades	NOC Skill Level B	323	21.9	17
7.	32	Technical occupations in health	NOC Skill Level B	314	19.5	17
8.	44	Care providers and educational, legal and public protection support occupations	NOC Skill Level C	281	22.1	17
9.	12	Administrative and financial supervisors and administrative occupations	NOC Skill Level B	246	20.4	17
10.	66	Sales support occupations	NOC Skill Level D	226	16.1	17
11.	74	Other installers, repairers and servicers and material handlers	NOC Skill Level C	219	17.7	17
12.	06	Middle management occupations in retail and wholesale trade and customer services	NOC Skill Level A	218	25.1	17
13.	73	Maintenance and equipment operation trades	NOC Skill Level B	203	19.6	17
14.	62	Retail sales supervisors and specialized sales occupations	NOC Skill Level B	190	23.5	17
15.	14	Office support occupations	NOC Skill Level C	178	18.1	17
16.	22	Technical occupations related to natural and applied sciences	NOC Skill Level B	176	19.9	17
17.	42	Paraprofessional occupations in legal, social, community and education services	NOC Skill Level B	170	19.6	17
18.	31	Professional occupations in health (except nursing)	NOC Skill Level A	158	16.7	17
19.	76	Trades helpers, construction labourers and related occupations	NOC Skill Level D	133	19.2	17
20.	11	Professional occupations in business and finance	NOC Skill Level A	126	17.4	17
21.	34	Assisting occupations in support of health services	NOC Skill Level C	125	25.6	17
22.	21	Professional occupations in natural and applied sciences	NOC Skill Level A	104	21.7	17
23.	01	Senior managers - construction, transportation, production and utilities	NOC Skill Level A	100	26.1	17
24.	52	Technical occupations in art, culture, recreation and sport	NOC Skill Level B	99	19.7	17
25.	15	Distribution, tracking and scheduling co-ordination occupations	NOC Skill Level C	96	17.2	17
26.	86	Harvesting, landscaping and natural resources labourers	NOC Skill Level D	80	16.6	17
27.	41	Professional occupations in law and social, community and government services	NOC Skill Level A	78	16.8	17
				1 - 45 / 45 < >		

MULTILINGUAL JOB POSTINGS BY THE NUMBERS

ACTIVE POSTINGS	NEW POSTINGS	COMPANIES	JOB LANGUAGES
1,314	0	774	7

OF DAYS POSTED

AVERAGE	MEDIAN
17.5	17

MULTILINGUAL JOB POSTINGS BY SKILL LEVEL

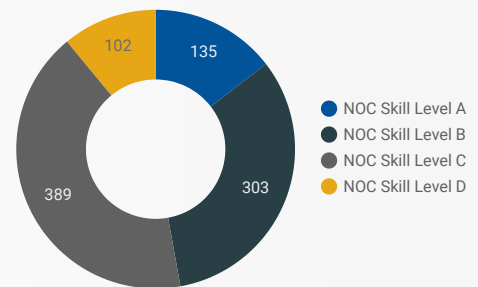
What language skills are employers looking for by occupational skill level?

135 Skill Level A - Management/ Professional Occupations usually requiring University

303 Skill Level B - Usually college education or apprenticeship training

389 Skill Level C - Usually secondary education or occupation-specific training

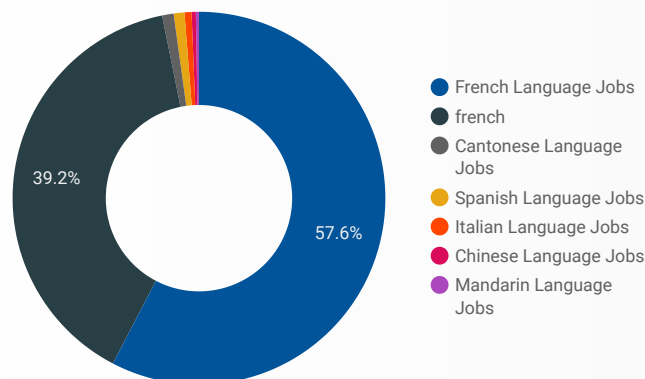
102 Skill Level D - Usually on-the-job training



JOB LANGUAGE	NOC Skill Level D	NOC Skill Level A	NOC Skill Level B	NOC Skill Level C
French Language Jobs	77	91	225	284
french	25	28	73	89
Cantonese Language Jobs		5		8
Spanish Language Jobs		6	1	4
Italian Language Jobs		2	1	3
Mandarin Language Jobs		1	2	1
Chinese Language Jobs		2	1	

LANGUAGE SKILLS BREAKDOWN

Which kinds of language skills do employers seek?



JOB LANGUAGES	POSTING COUNT
1. French Language Jobs	976
2. french	297
3. Cantonese Language Jobs	15
4. Spanish Language Jobs	12
5. Italian Language Jobs	6
6. Mandarin Language Jobs	5
7. Chinese Language Jobs	3

Post Date Timeline of this Month's Active Job Postings



LANGUAGE SKILLS BEING RECRUITED BY JOB CATEGORY

What language skills are sought by 1-Digit NOC?

BROAD OCCUPATIONAL CATEGORY	French La...	french	Cantones...	Spanish ...	Italian La...	Mandarin...	Grand total
Trades, transport and equipment operators ...	135	56		3			194
Sales and service occupations	217	66	8	2	4	1	298
Occupations in manufacturing and utilities	15	1					16
Occupations in education, law and social, c...	78	20					98
Occupations in art, culture, recreation and s...	21	7					28
Natural resources, agriculture and related p...	9	5					14
Natural and applied sciences and related o...	27	10					37
Management occupations	32	8	2	1	1	1	45
Health occupations	59	25	3		1		91
Business, finance and administration occup...	84	17		5		2	108
Grand total	677	215	13	11	6	4	929

MULTILINGUAL JOB POSTINGS BY COMMUNITY

What language skills are sought by 4-Digit NOC?

	MUNICIPALITY	JOB LANGUAGES ▾	AVG POSTING LENGTH IN DAYS	MEDIAN POSTING LENGTH IN DAYS
1.	Barrie	516	16.7	17
2.	Orillia	122	17.1	17
3.	Midland	119	18.9	17
4.	Collingwood	95	16.1	17
5.	New Tecumseth	79	23.0	17
6.	Innisfil	79	17.1	17
7.	Penetanguishene	70	17.4	17
8.	Bradford West Gwillimbury	49	17.0	17
9.	Springwater	29	17.0	17
10.	Ramara	29	16.3	17
11.	Oro-Medonte	25	21.1	17
12.	Severn	22	16.5	17
13.	Essa	18	16.8	17
14.	Wasaga Beach	17	17.0	17
15.	Clearview	10	16.9	17
16.	Borden	8	25.0	25

LANGUAGE DEMAND BY JOB

What language skills are sought by 4-Digit NOC?

4 DIGIT NOC NAME	POSTINGS
1. Retail salespersons	79
2. Cooks	43
3. Other customer and information services rep...	36
4. Home support workers housekeepers and re...	34
5. Light duty cleaners	29
6. Transport truck drivers	27
7. Food counter attendants kitchen helpers an...	21
8. Material handlers	18
9. Food and beverage servers	18
10. Receptionists	18
11. Bus drivers subway operators and other tran...	17
12. Landscape and horticulture technicians and ...	16
13. Licensed practical nurses	15
14. Delivery and courier service drivers	15
15. Program leaders and instructors in recreatio...	15
16. Administrative assistants	14
17. Social and community service workers	13
18. Other financial officers	11
19. Family marriage and other related counsellors	11
20. Landscaping and grounds maintenance labo...	11
21. Bartenders	10
22. Early childhood educators and assistants	10
23. Residential and commercial installers and se...	10
24. Construction trades helpers and labourers	9
25. Dental assistants	9
26. Chefs	9
27. Registered nurses and registered psychiatric ...	9
28. Other instructors	8
29. General office support workers	8
30. Retail and wholesale trade managers	8
31. Estheticians electrologists and related occu...	7
32. Automotive service technicians truck and bu...	7
1 - 100 / 200	< >

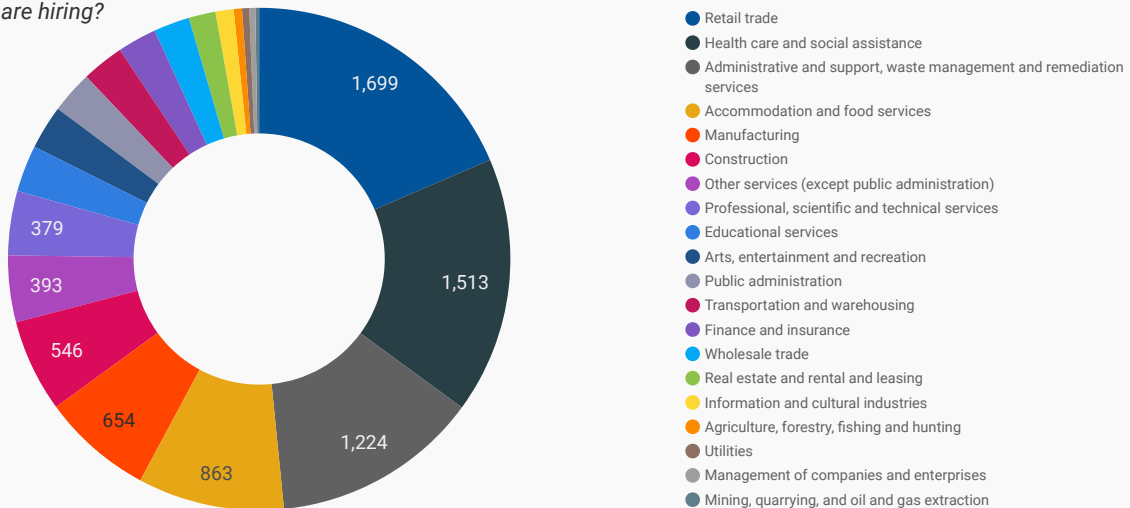
MULTILINGUAL HIRING EMPLOYERS

Which employers are seeking multilingual candidates?

COMPANY	POSTINGS
1. Georgian Bay General Hospital	41
2. Waypoint Centre for Mental Health Care	38
3. Landmark Bus Lines	17
4. Nottawasaga Inn Resort	14
5. Simcoe County District School Board	14
6. Georgian Bay General Hospital Foundation	12
7. La ClÃ©	10
8. Tarpin Lumber & Truss	10
9. Moore Packaging	8
10. ACES Recruitment	8
11. The Source (Bell) Electronics Inc.	7
12. Bayview Wildwood Resort	7
13. Bell Canada	7
14. Barrie Trim & Mouldings Inc.	7
15. Canadian Mental Health Association, Simcoe County Branch	7
16. eCapital, Inc.	7
17. Gateway Casinos & Entertainment Limited	6
18. Superior Facility Services	6
19. Affordable Comfort	6
20. Simcoe Parts Service Inc.	6
21. CCAC	6
22. Canadian Crane & Hoist Mfg. Ltd.	6
23. County of Simcoe	6
24. Modular Precast Systems	6
25. Home and Community Care Support Services	5
26. CBI Health	5
27. Bell	5
28. CONSUMER & SMB/MARCHÃ‰ CONSOMMATEUR & PME	5
29. MacLean Engineering & Marketing Co Limited	5
30. Raise	4
1 - 50 / 775	< >

TOP HIRING SECTORS BY 2-DIGIT NAICS CODE

What sectors are hiring?



	2-DIGIT NAICS LABEL	NAICS CODE	POSTING COUNT	AVG POSTING LENGTH IN DAYS	MEDIAN POSTING LENGTH IN DAYS
1.	Retail trade	44-45	1,699	18.0	17
2.	Health care and social assistance	62	1,513	19.1	17
3.	Administrative and support, waste management and remediation services	56	1,224	17.2	17
4.	Accommodation and food services	72	863	29.0	17
5.	Manufacturing	31-33	654	18.0	17
6.	Construction	23	546	19.8	17
7.	Other services (except public administration)	81	393	19.9	17
8.	Professional, scientific and technical services	54	379	17.7	17
9.	Educational services	61	275	19.2	17
10.	Arts, entertainment and recreation	71	259	22.4	17
11.	Public administration	91	250	19.0	17
12.	Transportation and warehousing	48-49	249	24.1	17
13.	Finance and insurance	52	231	16.9	17
14.	Wholesale trade	41	212	21.4	17
15.	Real estate and rental and leasing	53	158	18.7	17
16.	Information and cultural industries	51	107	17.9	17
17.	Agriculture, forestry, fishing and hunting	11	49	25.4	17
18.	Utilities	22	42	17.1	17
19.	Management of companies and enterprises	55	36	14.0	17
20.	Mining, quarrying, and oil and gas extraction	21	22	16.0	17

NOTE: NAICS code 56 includes Employment Agencies. Manufacturing includes codes 31-33, Retail Trade includes codes 44-45 and Transportation and Warehousing includes codes 48-49.

TOP HIRING SECTORS BY 3-DIGIT NAICS CODE

What sectors are hiring?

	3-DIGIT NAICS LABEL	NAICS CODE	POSTING COUNT ▾	AVG POSTING LENGTH IN DAYS	MEDIAN POSTING LENGTH IN DAYS
1.	Administrative and support services	561	1,138	17.2	17
2.	Food services and drinking places	722	646	31.9	17
3.	Ambulatory health care services	621	589	18.6	17
4.	Nursing and residential care facilities	623	436	21.2	17
5.	Specialty trade contractors	238	402	19.4	17
6.	Professional, scientific and technical services	541	379	17.7	17
7.	Food and beverage stores	445	324	18.2	17
8.	Building material and garden equipment and supplies dealers	444	316	16.6	17
9.	Educational services	611	275	19.2	17
10.	Social assistance	624	250	19.0	17
11.	Hospitals	622	238	16.5	17
12.	Amusement, gambling and recreation industries	713	219	18.9	17
13.	Accommodation services	721	217	20.5	17
14.	Motor vehicle and parts dealers	441	201	16.6	17
15.	Miscellaneous store retailers	453	192	17.1	17
16.	Clothing and clothing accessories stores	448	170	18.8	17
17.	Repair and maintenance	811	162	20.5	17
18.	Credit intermediation and related activities	522	162	17.2	17
19.	Local, municipal and regional public administration	913	161	16.3	17
20.	Health and personal care stores	446	142	20.8	17
21.	Personal and laundry services	812	139	17.4	17
22.	General merchandise stores	452	137	17.1	17
23.	Machinery manufacturing	333	127	18.7	17
24.	Truck transportation	484	99	21.5	17
25.	Real estate	531	96	20.3	17
26.	Waste management and remediation services	562	86	16.8	17
27.	Transportation equipment manufacturing	336	85	15.5	17
28.	Furniture and home furnishings stores	442	82	17.6	17
29.	Building material and supplies merchant wholesalers	416	81	17.5	17
30.	Religious, grant-making, civic, and professional and similar organizations	813	80	16.2	17
31.	Construction of buildings	236	79	22.6	17
					1 - 50 / 93 < >

TOP HIRING SECTORS BY 4-DIGIT NAICS CODE

What sectors are hiring?

	4-DIGIT NAICS LABEL	NAICS CODE	POSTING COUNT ▾	AVG POSTING LENGTH IN DAYS	MEDIAN POSTING LENGTH IN DAYS
1.	Employment services	5613	747	16.8	17
2.	Full-service restaurants and limited-service eating places	7225	591	33.0	17
3.	Community care facilities for the elderly	6233	364	21.3	17
4.	Grocery stores	4451	296	18.3	17
5.	Building material and supplies dealers	4441	294	16.5	17
6.	Services to buildings and dwellings	5617	286	17.8	17
7.	General medical and surgical hospitals	6221	234	16.5	17
8.	Offices of other health practitioners	6213	221	17.6	17
9.	Traveller accommodation	7211	194	21.0	17
10.	Other local, municipal and regional public administration	9139	161	16.3	17
11.	Other amusement and recreation industries	7139	155	18.2	17
12.	Elementary and secondary schools	6111	153	17.8	17
13.	Clothing stores	4481	153	18.9	17
14.	Health and personal care stores	4461	142	20.8	17
15.	Home health care services	6216	135	19.9	17
16.	Automotive repair and maintenance	8111	132	20.9	17
17.	Automobile dealers	4411	131	16.8	17
18.	Offices of dentists	6212	118	17.6	17
19.	Individual and family services	6241	116	16.6	17
20.	Architectural, engineering and related services	5413	112	18.0	17
21.	Building finishing contractors	2383	111	20.5	17
22.	Building equipment contractors	2382	106	17.4	17
23.	Other specialty trade contractors	2389	98	17.5	17
24.	Personal care services	8121	91	17.1	17
25.	Depository credit intermediation	5221	90	15.9	17
26.	Department stores	4521	90	16.3	17
27.	Other miscellaneous store retailers	4539	88	16.7	17
28.	Foundation, structure, and building exterior contractors	2381	87	23.2	17
29.	Office supplies, stationery and gift stores	4532	81	17.5	17
30.	Ventilation, heating, air-conditioning and commercial refrigeration equipment manufacturing	3334	67	18.5	17
31.	Child day-care services	6244	67	17.9	17

TOP HIRING SECTORS BY 5-DIGIT NAICS CODE

What sectors are hiring?

	5-DIGIT NAICS LABEL	NAICS_5	POSTING COUNT	AVG POSTING LENGTH IN DAYS	MEDIAN POSTING LENGTH IN DAYS
1.	Employment placement agencies and executive search services	56131	731	16.8	17
2.	Full-service restaurants and limited-service eating places	72251	591	33.0	17
3.	Community care facilities for the elderly	62331	364	21.3	17
4.	Supermarkets and other grocery (except convenience) stores	44511	288	17.7	17
5.	Home centres	44411	251	16.2	17
6.	General medical and surgical hospitals	62211	234	16.5	17
7.	Hotels (except casino hotels) and motels	72111	190	21.1	17
8.	Other local, municipal and regional public administration	91391	161	16.3	17
9.	Landscaping services	56173	158	18.7	17
10.	Elementary and secondary schools	61111	153	17.8	17
11.	Home health care services	62161	135	19.9	17
12.	New car dealers	44111	127	16.8	17
13.	Offices of dentists	62121	118	17.6	17
14.	Janitorial services	56172	91	16.8	17
15.	Department stores	45211	90	16.3	17
16.	Banking	52211	89	15.9	17
17.	Other automotive repair and maintenance	81119	88	22.7	17
18.	Pharmacies and drug stores	44611	85	20.5	17
19.	All other specialty trade contractors	23899	81	17.8	17
20.	All other miscellaneous store retailers	45399	80	16.8	17
21.	Fitness and recreational sports centres	71394	76	18.1	17
22.	Office supplies and stationery stores	45321	75	17.5	17
23.	Engineering services	54133	75	18.0	17
24.	Offices of mental health practitioners (except physicians)	62133	74	16.6	17
25.	Hair care and esthetic services	81211	72	16.9	17
26.	Ventilation, heating, air-conditioning and commercial refrigeration equipment manufacturing	33341	67	18.5	17
27.	Child day-care services	62441	67	17.9	17
28.	Offices of physical, occupational, and speech therapists and audiologists	62134	66	17.1	17
29.	Furniture stores	44211	61	17.8	17
30.	Other provincial and territorial public administration	91291	61	26.7	17
31.	Automobile and light-duty motor vehicle manufacturing	33611	58	13.5	17

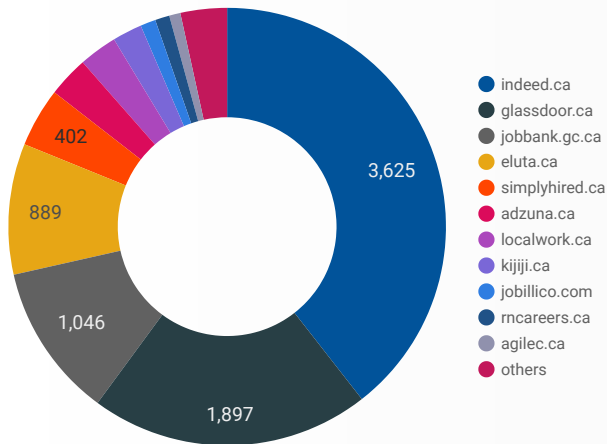
TOP HIRING SECTORS BY 6-DIGIT NAICS CODE

What sectors are hiring?

	6-DIGIT NAICS LABEL	NAICS CODE	POSTING COUNT ▼	AVG POSTING LENGTH IN DAYS	MEDIAN POSTING LENGTH IN DAYS
1.	Employment placement agencies and executive search services	561310	731	16.8	17
2.	Community care facilities for the elderly	623310	364	21.3	17
3.	Limited-service eating places	722512	323	40.4	17
4.	Supermarkets and other grocery (except convenience) stores	445110	288	17.7	17
5.	Full-service restaurants	722511	268	25.0	17
6.	Home centres	444110	251	16.2	17
7.	General (except paediatric) hospitals	622111	234	16.5	17
8.	Other local, municipal and regional public administration	913910	161	16.3	17
9.	Landscaping services	561730	158	18.7	17
10.	Elementary and secondary schools	611110	153	17.8	17
11.	Home health care services	621610	135	19.9	17
12.	Resorts	721113	131	18.9	17
13.	New car dealers	441110	127	16.8	17
14.	Offices of dentists	621210	118	17.6	17
15.	Department stores	452110	90	16.3	17
16.	Janitorial services (except window cleaning)	561722	88	16.8	17
17.	Pharmacies and drug stores	446110	85	20.5	17
18.	All other automotive repair and maintenance	811199	83	23.2	17
19.	All other specialty trade contractors	238990	81	17.8	17
20.	Corporate and institutional banking industry	522112	79	16.0	17
21.	Fitness and recreational sports centres	713940	76	18.1	17
22.	Engineering services	541330	75	18.0	17
23.	Office supplies and stationery stores	453210	75	17.5	17
24.	Offices of mental health practitioners (except physicians)	621330	74	16.6	17
25.	Child day-care services	624410	67	17.9	17
26.	Offices of physical, occupational, and speech therapists and audiologists	621340	66	17.1	17
27.	Heating equipment and commercial refrigeration equipment manufacturing	333416	64	18.5	17
28.	Other provincial and territorial public administration	912910	61	26.7	17
29.	Furniture stores	442110	61	17.8	17
30.	Automobile and light-duty motor vehicle manufacturing	336110	58	13.5	17
					1 - 50 / 484 < >

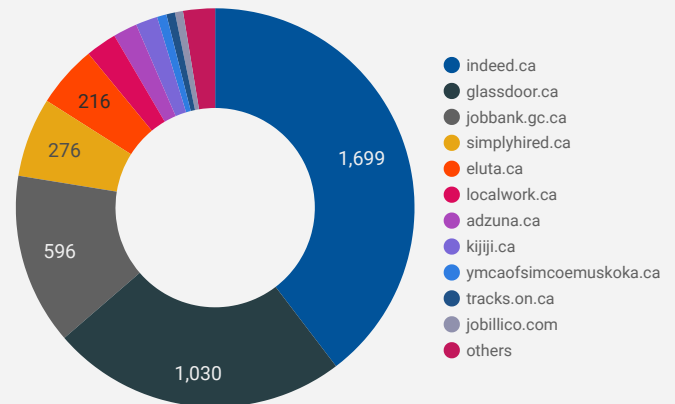
JOB POSTINGS BY JOB BOARD

What share of unique job postings appear on each job board?



COMPANIES BY JOB BOARD

What share of unique job postings appear on each job board?



JOB POSTING DETAILS BY JOB BOARD

How does job posting activity differ by job board?

	JOB BOARD	POSTING COUNT ▾	AVG POSTING LENGTH IN DAYS	MEDIAN POSTING LENGTH IN DAYS	# OF COMPANIES
1.	indeed.ca	3,625	16.8	17	1,699
2.	glassdoor.ca	1,897	16.9	17	1,030
3.	jobbank.gc.ca	1,046	46.5	30	596
4.	eluta.ca	889	17.0	17	216
5.	simplyhired.ca	402	17.0	17	276
6.	adzuna.ca	276	14.0	14	84
7.	localwork.ca	260	10.2	6	108
8.	kijiji.ca	201	15.5	16	76
9.	jobillico.com	104	17.3	11	28
10.	rncareers.ca	98	26.9	24	22
11.	agilec.ca	76	24.5	23	15
12.	ymcaofsimcoemuskoka.ca	49	31.9	29	33
13.	randstad.ca	44	17.8	10	1
14.	tracks.on.ca	41	30.0	30	30
15.	careerarc.com	39	40.4	21	8
16.	barriecareercentre.com	38	48.2	60	16
17.	network.applytoeducation.com	21	8.2	4	3
18.	gojobs.gov.on.ca	18	57.3	36	7