



JOB DEMAND REPORT

MARCH 2023

HIGHLIGHTS

JOB POSTINGS BY THE NUMBERS

POSTING COUNT	NEW THIS MONTH	COMPANIES	JOB BOARDS
9,825	6,229	3,282	28

OF DAYS POSTED

AVERAGE	MEDIAN
19.8	17

REPORT BUILDER

The default filter selection below will show all job demand data for the month. You can use the filters to create a customized report for the purpose of understanding a subset of the data.

OCCUPATION FILTERS

SKILL TYPE NAME / 1-DIGIT NOC	▼
MAJOR GROUP / 2-DIGIT NOC	▼
MINOR GROUP / 3-DIGIT NOC	▼
UNIT GROUP / 4-DIGIT NOC	▼
SKILL LEVEL	▼
JOB TYPE	▼
JOB DURATION	▼
ADDITIONAL LANGUAGE	▼
SPECIFIC JOB TAGS	▼

INDUSTRY/SECTOR FILTERS

HIRING SECTOR BY 2-DIGIT NAICS CODE	▼
HIRING SECTOR BY 3-DIGIT NAICS CODE	▼
HIRING SECTOR BY 4-DIGIT NAICS CODE	▼
HIRING SECTOR BY 5-DIGIT NAICS CODE	▼
HIRING SECTOR BY 6-DIGIT NAICS CODE	▼

OTHER FILTERS

JOB BOARD	▼
MUNICIPALITY	▼

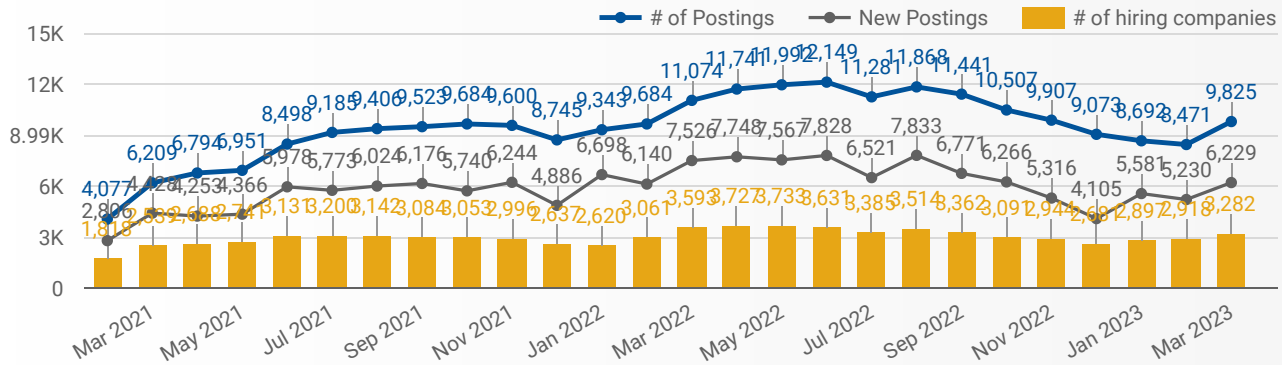
NOC = National Occupation Classification | NAICS = North American Industry Classification System

Source:

Job posting data collected by Work in Simcoe County from job boards and employer websites who recruit candidates in Simcoe County.

JOB POSTINGS BY MONTH FOR SIMCOE COUNTY

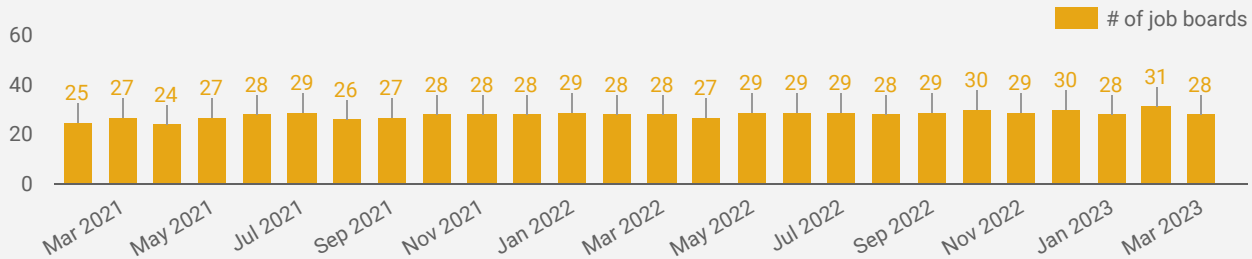
How many job postings were active for at least 1 day this month?



NOTE: This graph cannot be filtered using the controls on the cover page

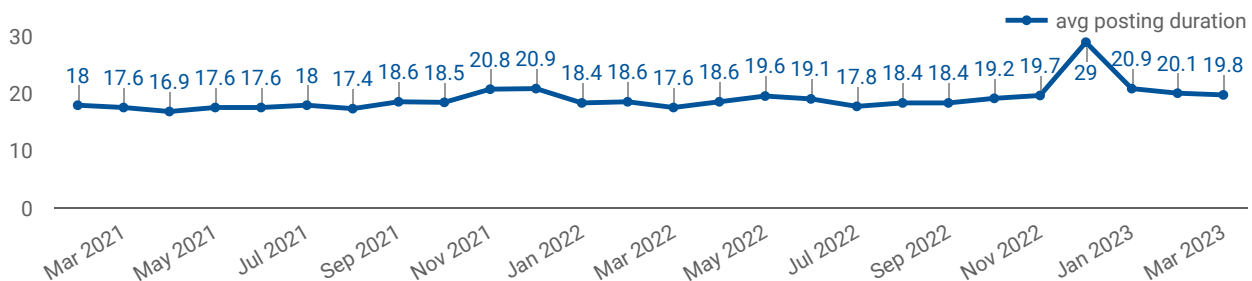
NUMBER OF ACTIVE JOB BOARDS

How many job postings were active for at least 1 day this month on these job boards?



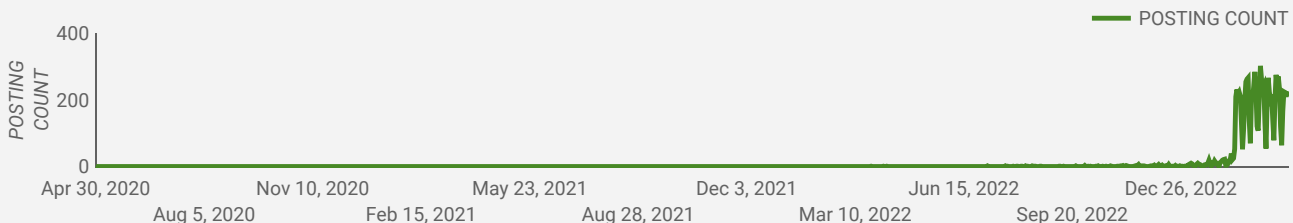
AVERAGE POSTING LENGTH BY DAYS

How long are employers having to recruit for to find candidates to fill their job vacancies?



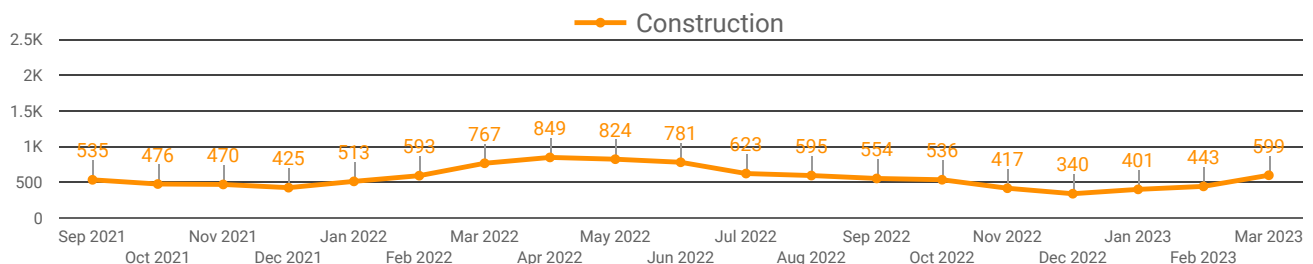
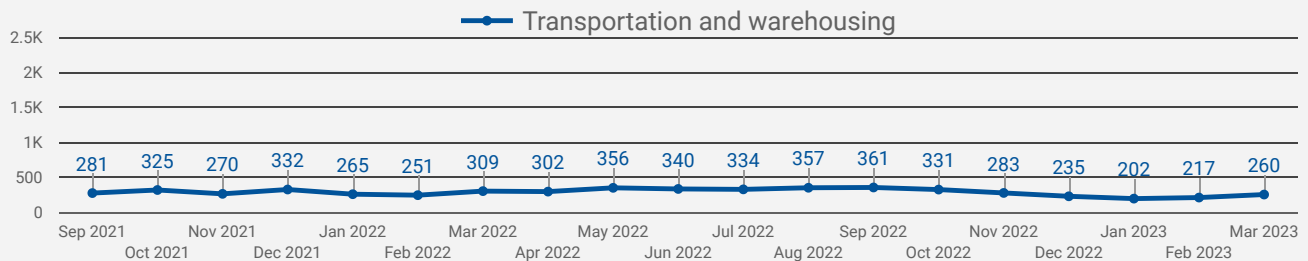
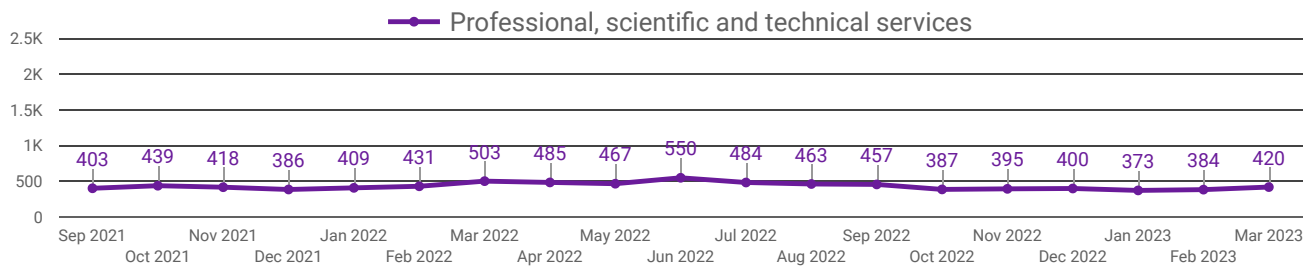
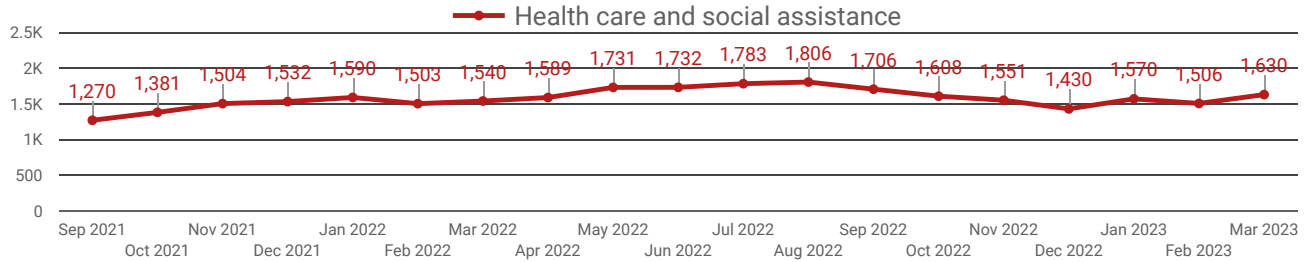
POST DATE TIMELINE FOR THIS MONTH'S ACTIVE JOB POSTINGS

How many job postings were active for at least 1 day this month?



DEMAND BY KEY SECTOR FOR SIMCOE COUNTY

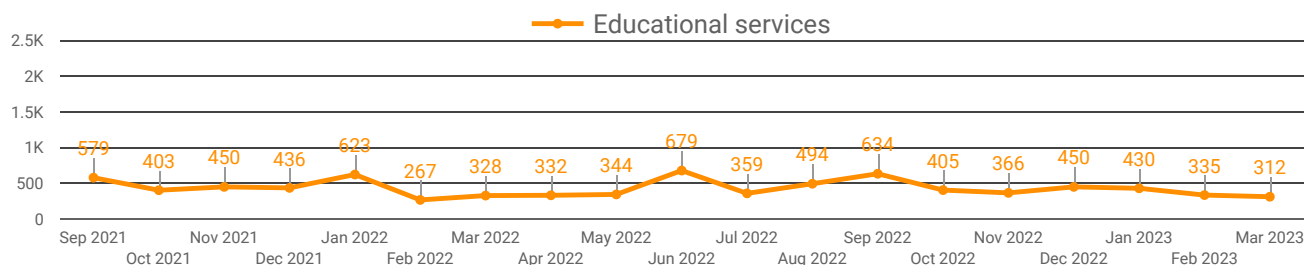
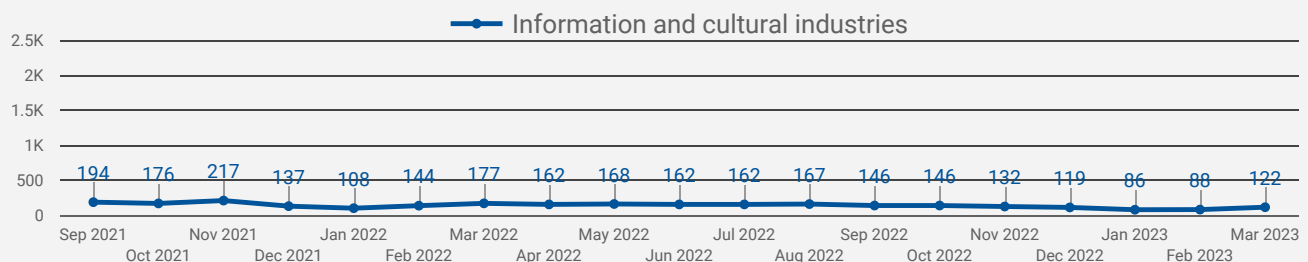
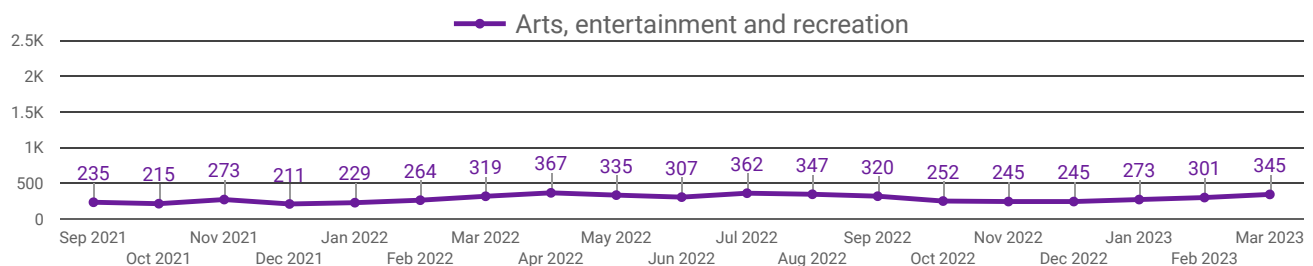
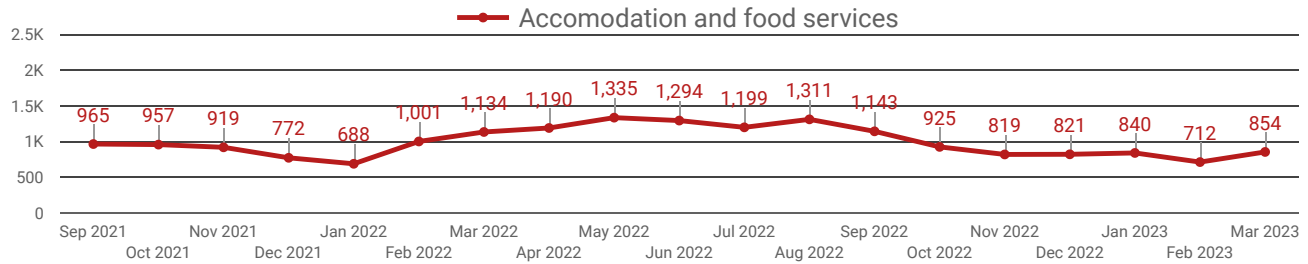
How many job postings were active for at least 1 day this month by sector?



NOTE: This graph cannot be filtered using the controls on the cover page

DEMAND BY IMPACTED SECTOR FOR SIMCOE COUNTY

How many job postings were active for at least 1 day this month by sector?



NOTE: This graph cannot be filtered using the controls on the cover page

JOB POSTINGS BY COMMUNITY

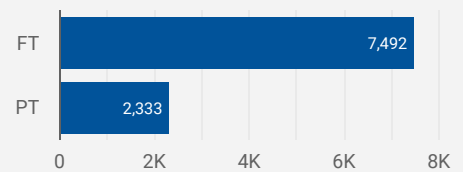
How many job postings were active for at least 1 day this month?

	COMMUNITY	POSTING COUNT	AVG POSTING LENGTH IN DAYS	MEDIAN POSTING LENGTH IN DAYS
1.	Barrie	4,088	19.0	17
2.	Orillia	1,026	19.0	17
3.	Collingwood	807	19.2	17
4.	Innisfil	596	20.4	17
5.	Midland	593	20.8	17
6.	New Tecumseth	568	22.0	17
7.	Bradford West Gwillimbury	559	18.9	17
8.	Springwater	237	18.0	17
9.	Wasaga Beach	200	23.0	17
10.	Penetanguishene	197	19.8	17
11.	Essa	193	22.4	17
12.	Clearview	150	20.8	17
13.	Ramara	142	22.4	17
14.	Severn	141	19.2	17
15.	Oro-Medonte	123	22.2	17
16.	Tay	43	22.1	17
17.	Adjala-Tosorontio	34	27.8	17
18.	Borden	26	23.9	17
19.	Tiny	12	16.8	17

1 - 19 / 19

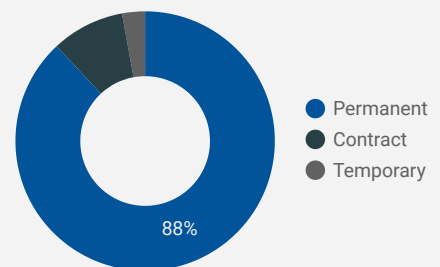
JOB TYPE

Full-time vs Part-time



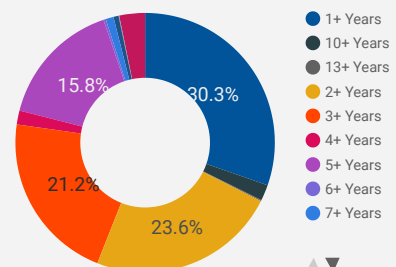
JOB DURATION

Permanency of jobs posted



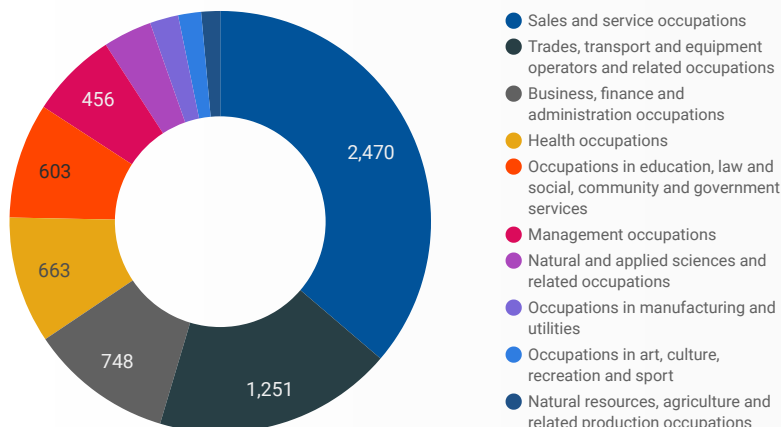
JOB EXPERIENCE LEVEL

Job Postings by Experience Level Required



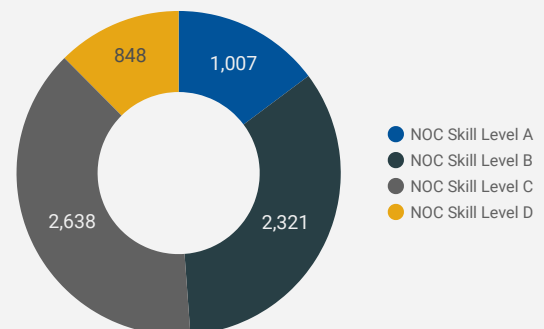
JOB POSTINGS BY JOB CATEGORY

What broad occupational category is being recruited?



JOB POSTINGS BY SKILL LEVEL

What education do occupations typically require?



Skill Level A = Usually University education | Skill Level B = Usually College education or Apprenticeship training | Skill Level C = Usually Secondary education or occupation-specific training | Skill Level D = Usually on-the-job training

TOP HIRING EMPLOYERS & AGENCIES

Who is hiring?












	COMPANY	COMMUNITY	POSTINGS COUNT	AVG POSTING LENGTH IN DAYS	MEDIAN POSTING LENGTH IN DAYS
1.	Orillia Soldiers' Memorial Hospital	Orillia	64	13.2	17
2.	Georgian Bay General Hospital	Midland	59	17.2	17
3.	RONA inc.	Barrie	57	16.2	17
4.	Royal Victoria Regional Health Centre	Barrie	54	16.6	17
5.	Simcoe County District School Board	Barrie	44	17.9	17
6.	Georgian College	Barrie	44	19.1	17
7.	Sienna Senior Living	Barrie	44	18.1	17
8.	Waypoint Centre for Mental Health Care	Penetanguishene	40	17.0	17
9.	Canadian Forces Morale and Welfare Services - CFMWS	Essa	40	21.6	17
10.	Employer	Innisfil	40	29.7	30
11.	Vins Plastics	Bradford West Gwillimbury	30	17.0	17
12.	City of Barrie	Barrie	30	15.8	17
13.	Lowe's	Barrie	30	23.8	17
14.	Georgian Bay General Hospital Foundation	Midland	28	14.0	14
15.	Randstad Canada	Barrie	27	11.7	7
16.	Baxter International	New Tecumseth	26	16.1	17
17.	Friday Harbour Resort	Innisfil	26	25.0	17
18.	Metro	Collingwood	26	18.6	14
19.	Vertical Staffing Resources	Barrie	25	17.0	17
20.	Sienna Senior Living	Bradford West Gwillimbury	25	22.3	17
21.	Loblaw Companies Limited	Collingwood	24	16.9	17
22.	Simcoe County District School Board	Springwater	24	21.9	17
23.	The Grounds Guys of Barrie	Barrie	24	17.0	17
24.	The Better Together Group of Companies	Barrie	24	17.0	17
25.	Sienna Senior Living Inc.	Bradford West Gwillimbury	24	17.0	17
26.	Randstad	Barrie	23	17.0	17
27.	Spectra Aluminum Products Ltd	Bradford West Gwillimbury	23	17.0	17
28.	Sienna Senior Living Inc.	Barrie	23	17.0	17
29.	Baxter Canada Corporation	New Tecumseth	21	17.0	17

TOP HOURLY WAGES IN JOB POSTINGS

What are employers willing to pay to find the perfect candidate?





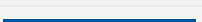






of Minimum Wage Jobs

321

	JOB TITLE	COMPANY	LOCATION	HOURLY WAGE ▾
1.	Full Time Tattoo Artist	Perfect Image Tattoo & Piercing (Barrie: Georgian...	Barrie	180 
2.	FULL TIME TATTOO ARTIST	Perfect Image Tattoo & Piercing (Barrie: Georgian Mall)	Barrie	180 
3.	Chiropractor	Good Wellness	Barrie	140 
4.	Psychotherapist, Social Worker, Psychologist (part-time)	Smith Psychological	Barrie	115 
5.	Physiotherapist	Beaverton Physiotherapy	Ramara	100 
6.	Speech Language Pathologist	Speech Associates	Orillia	100 
7.	Private Chef	Chez You Experience Inc.	Orillia	100 
8.	In-Person/Hybrid Psychotherapist (Private Practice; Independent Contractor)	Inner Growth Counselling & Psychotherapy	Barrie	100 
9.	Speech-language Pathologist	Mariposa Speech and Language Clinic	Severn	98 
10.	Registered Massage Therapist (brand New Location)	Impact Healthcare, ON	Barrie	97 
11.	Registered Massage Therapist	Integrity Massage Therapy	Barrie	94 
				1 - 100 / 3252 < >

TOP SALARIES IN JOB POSTINGS

What are employers willing to pay to find the perfect candidate?

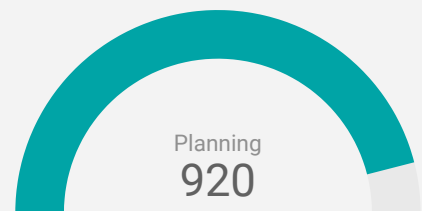
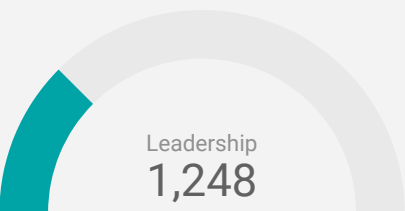
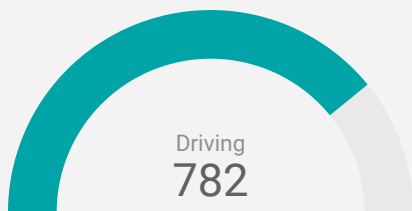
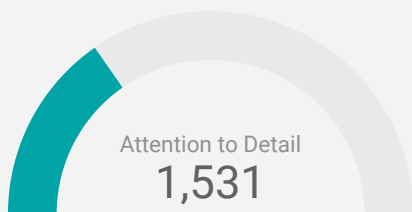
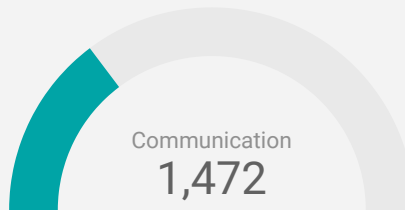
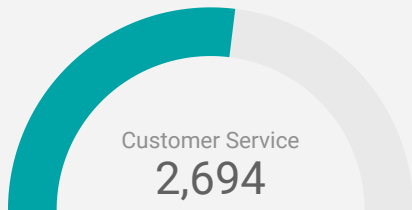
	JOB TITLE	COMPANY	LOCATION	ANNUAL SALARY ▾
1.	Associate Dentist	The Tooth Corner	Barrie	311,812 
2.	Psychologist/psych Associate - Psychoeducational Assessments	Edcommodate	Barrie	300,000 
3.	Associate Dentist	Confidential	Orillia	300,000 
4.	Associate Dentist	Confidential	Barrie	300,000 
5.	Associate Dentist	North Barrie Dental	Barrie	300,000 
6.	In Home Sales Representative	Landmark Home Solutions	Barrie	250,000 
7.	Independent Sales Representative - Walk In Tubs And Showers	Safe Step Walk-In Tubs LLC	Barrie	250,000 
8.	B2C Sales Agent	Centennial Windows & Doors	Barrie	250,000 
9.	Exteriors Renovations Sales Consultant	AM Group of Companies Ltd	Orillia	250,000 
10.	Finance Manager	Georgian Chevrolet Buick GMC	Barrie	250,000 
11.	100,000 
				1 - 100 / 3878 < >

TOP IN-DEMAND SKILLS

How many times were these skills found in job postings?

ACTIVE JOB POSTINGS THIS MONTH

9,825



KEY JOB REQUIREMENTS

How often are these requirements desired in job postings?

ACTIVE JOB POSTINGS THIS MONTH

9,825



Driver's License
1,992



First Aid
611



Regular Access to a Vehi
457



Criminal Record Check
961



Microsoft Office
576



Food Safety
181

TOP OCCUPATIONS BY SKILL, FREQUENCY & DURATION

What jobs are in-demand and/or hard to fill?

	4 DIGIT NOC	4 DIGIT NOC NAME	SKILL LEVEL	POSTING COUNT	AVG POSTING LENGTH IN DAYS	MEDIAN POSTING LENGTH IN DAYS
1.	6421	Retail salespersons	NOC Skill Level C	630	18.6	17
2.	4412	Home support workers housekeepers and related occupations	NOC Skill Level C	250	21.0	17
3.	6322	Cooks	NOC Skill Level B	237	25.9	17
4.	6552	Other customer and information services representatives	NOC Skill Level C	227	18.2	17
5.	7452	Material handlers	NOC Skill Level C	187	16.4	17
6.	6711	Food counter attendants kitchen helpers and related support occupations	NOC Skill Level D	161	20.2	17
7.	7511	Transport truck drivers	NOC Skill Level C	160	18.2	17
8.	0621	Retail and wholesale trade managers	NOC Skill Level A	160	19.6	17
9.	1241	Administrative assistants	NOC Skill Level B	152	22.1	17
10.	3233	Licensed practical nurses	NOC Skill Level B	150	19.3	17
11.	6731	Light duty cleaners	NOC Skill Level D	143	18.5	17
12.	4212	Social and community service workers	NOC Skill Level B	99	16.9	17
13.	6611	Cashiers	NOC Skill Level D	98	15.3	17
14.	6513	Food and beverage servers	NOC Skill Level C	95	18.9	17
15.	6622	Store shelf stockers clerks and order fillers	NOC Skill Level D	94	17.4	17
16.	6311	Food service supervisors	NOC Skill Level B	93	77.7	63
17.	7514	Delivery and courier service drivers	NOC Skill Level C	90	16.7	17
18.	1414	Receptionists	NOC Skill Level C	82	17.6	17
19.	7611	Construction trades helpers and labourers	NOC Skill Level D	77	20.3	17
20.	6541	Security guards and related security service occupations	NOC Skill Level C	75	17.0	17
21.	6211	Retail sales supervisors	NOC Skill Level B	70	31.8	17
22.	4214	Early childhood educators and assistants	NOC Skill Level B	69	25.5	17
23.	0631	Restaurant and food service managers	NOC Skill Level A	67	37.6	17
24.	8612	Landscaping and grounds maintenance labourers	NOC Skill Level D	65	19.0	17
25.	6733	Janitors caretakers and building superintendents	NOC Skill Level D	63	17.6	17
26.	2225	Landscape and horticulture technicians and specialists	NOC Skill Level B	63	21.2	17
27.	7271	Carpenters	NOC Skill Level B	60	29.5	17
28.	7321	Automotive service technicians truck and bus mechanics and mechanical repairers	NOC Skill Level B	60	21.5	17
29.	3012	Registered nurses and registered psychiatric nurses	NOC Skill Level A	59	20.7	17
30.	6422	Retail sales supervisors	NOC Skill Level C	58	22.2	17
				1 - 50 / 346	< >	

JOB POSTINGS BY 3-DIGIT NATIONAL OCCUPATION CLASSIFICATION

What jobs are hard to fill and/or in-demand?

	3 DIGIT NOC	3 DIGIT NOC NAME	SKILL LEVEL	POSTING COUNT	AVG POSTING LENGTH IN DAYS	MEDIAN POSTING LENGTH IN DAYS
1.	642	Retail salespersons	NOC Skill Level C	630	18.6	17
2.	751	Motor vehicle and transit drivers	NOC Skill Level C	298	18.6	17
3.	632	Chefs and cooks	NOC Skill Level B	283	25.8	17
4.	441	Home care providers and educational support occupations	NOC Skill Level C	282	21.1	17
5.	655	Customer and information services representatives	NOC Skill Level C	238	18.1	17
6.	673	Cleaners	NOC Skill Level D	231	18.4	17
7.	323	Other technical occupations in health care	NOC Skill Level B	204	19.0	17
8.	421	Paraprofessional occupations in legal, social, community and education services	NOC Skill Level B	196	19.5	17
9.	745	Longshore workers and material handlers	NOC Skill Level C	188	16.6	17
10.	651	Occupations in food and beverage service	NOC Skill Level C	178	19.9	17
11.	124	Office administrative assistants - general, legal and medical	NOC Skill Level B	166	21.5	17
12.	671	Food counter attendants, kitchen helpers and related support occupations	NOC Skill Level D	161	20.2	17
13.	062	Retail and wholesale trade managers	NOC Skill Level A	160	19.6	17
14.	141	General office workers	NOC Skill Level C	129	17.3	17
15.	341	Assisting occupations in support of health services	NOC Skill Level C	115	22.3	17
16.	321	Medical technologists and technicians (except dental health)	NOC Skill Level B	112	16.7	17
17.	723	Machining, metal forming, shaping and erecting trades	NOC Skill Level B	109	17.9	17
18.	662	Other sales support and related occupations	NOC Skill Level D	107	17.1	17
19.	631	Service supervisors	NOC Skill Level B	104	73.0	59
20.	661	Cashiers	NOC Skill Level D	98	15.3	17
21.	152	Supply chain logistics, tracking and scheduling co-ordination occupations	NOC Skill Level C	97	16.4	17
22.	761	Trades helpers and labourers	NOC Skill Level D	92	20.4	17
23.	111	Auditors, accountants and investment professionals	NOC Skill Level A	82	18.1	17
24.	122	Administrative and regulatory occupations	NOC Skill Level B	81	22.6	17
25.	732	Automotive service technicians	NOC Skill Level B	77	25.9	17
26.	654	Security guards and related security service occupations	NOC Skill Level C	75	17.0	17
27.	731	Machinery and transportation equipment mechanics (except motor vehicles)	NOC Skill Level B	74	19.8	17
28.	222	Technical occupations in life sciences	NOC Skill Level B	70	23.7	17
29.	621	Retail sales supervisors	NOC Skill Level B	70	31.8	17

JOB POSTINGS BY 2-DIGIT NATIONAL OCCUPATION CLASSIFICATION

What jobs are hard to fill and/or in-demand?

	2 DIGIT NOC	2 DIGIT NOC NAME	SKILL LEVEL	POSTING COUNT	AVG POSTING LENGTH IN DAYS	MEDIAN POSTING LENGTH IN DAYS
1.	64	Sales representatives and salespersons - wholesale and retail trade	NOC Skill Level C	641	18.8	17
2.	65	Service representatives and other customer and personal services occupations	NOC Skill Level C	563	18.6	17
3.	63	Service supervisors and specialized service occupations	NOC Skill Level B	455	32.8	17
4.	67	Service support and other service occupations, n.e.c.	NOC Skill Level D	415	19.1	17
5.	75	Transport and heavy equipment operation and related maintenance occupations	NOC Skill Level C	365	18.4	17
6.	72	Industrial, electrical and construction trades	NOC Skill Level B	361	22.5	17
7.	32	Technical occupations in health	NOC Skill Level B	346	18.2	17
8.	44	Care providers and educational, legal and public protection support occupations	NOC Skill Level C	287	21.2	17
9.	12	Administrative and financial supervisors and administrative occupations	NOC Skill Level B	261	21.7	17
10.	06	Middle management occupations in retail and wholesale trade and customer services	NOC Skill Level A	255	23.7	17
11.	74	Other installers, repairers and servicers and material handlers	NOC Skill Level C	236	17.5	17
12.	66	Sales support occupations	NOC Skill Level D	205	16.2	17
13.	14	Office support occupations	NOC Skill Level C	204	16.9	17
14.	42	Paraprofessional occupations in legal, social, community and education services	NOC Skill Level B	196	19.5	17
15.	62	Retail sales supervisors and specialized sales occupations	NOC Skill Level B	191	22.4	17
16.	73	Maintenance and equipment operation trades	NOC Skill Level B	187	22.7	17
17.	22	Technical occupations related to natural and applied sciences	NOC Skill Level B	155	22.0	17
18.	31	Professional occupations in health (except nursing)	NOC Skill Level A	142	18.2	17
19.	15	Distribution, tracking and scheduling co-ordination occupations	NOC Skill Level C	122	16.3	17
20.	34	Assisting occupations in support of health services	NOC Skill Level C	115	22.3	17
21.	11	Professional occupations in business and finance	NOC Skill Level A	114	17.6	17
22.	76	Trades helpers, construction labourers and related occupations	NOC Skill Level D	102	20.0	17
23.	52	Technical occupations in art, culture, recreation and sport	NOC Skill Level B	101	22.1	17
24.	21	Professional occupations in natural and applied sciences	NOC Skill Level A	100	21.9	17
25.	41	Professional occupations in law and social, community and government services	NOC Skill Level A	94	16.3	17
26.	01	Senior managers - construction, transportation, production and utilities	NOC Skill Level A	92	29.3	17
27.	86	Harvesting, landscaping and natural resources labourers	NOC Skill Level D	67	19.0	17
					1 - 45 / 45	< >

MULTILINGUAL JOB POSTINGS BY THE NUMBERS

ACTIVE POSTINGS	NEW POSTINGS	COMPANIES	JOB LANGUAGES
1,461	0	817	6

OF DAYS POSTED

AVERAGE	MEDIAN
17.5	17

MULTILINGUAL JOB POSTINGS BY SKILL LEVEL

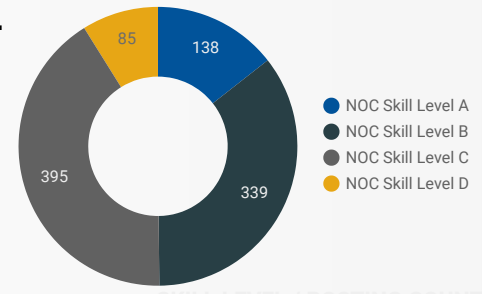
What language skills are employers looking for by occupational skill level?

138 Skill Level A - Management/ Professional Occupations usually requiring University

339 Skill Level B - Usually college education or apprenticeship training

395 Skill Level C - Usually secondary education or occupation-specific training

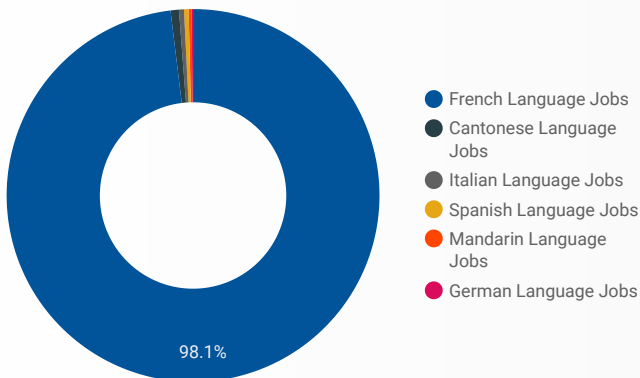
85 Skill Level D - Usually on-the-job training



JOB LANGUAGE	NOC Skill Level D	NOC Skill Level A	NOC Skill Level B	NOC Skill Level C
French Language Jobs	82	135	335	382
Italian Language Jobs	3		1	5
Cantonese Language Jobs		1		4
Mandarin Language Jobs		1	2	1
Spanish Language Jobs		1	1	1
German Language Jobs				2

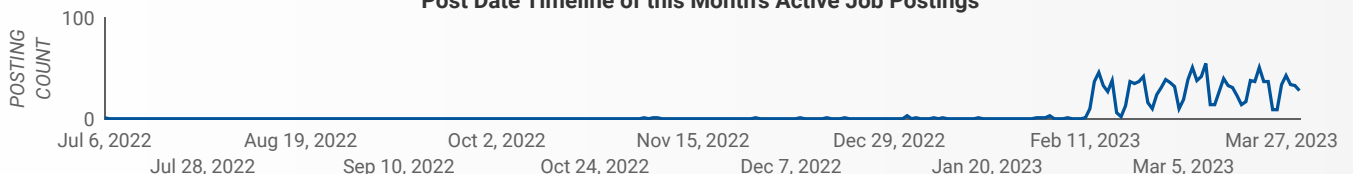
LANGUAGE SKILLS BREAKDOWN

Which kinds of language skills do employers seek?



JOB LANGUAGES	POSTING COUNT
1. French Language Jobs	1,431
2. Italian Language Jobs	10
3. Cantonese Language Jobs	8
4. Spanish Language Jobs	6
5. Mandarin Language Jobs	4
6. German Language Jobs	2

Post Date Timeline of this Month's Active Job Postings



LANGUAGE SKILLS BEING RECRUITED BY JOB CATEGORY

What language skills are sought by 1-Digit NOC?

BROAD OCCUPATIONAL CATEGORY	French La...	Italian La...	Cantones...	Mandarin...	Spanish ...	German L...	Grand total
Trades, transport and equipment operators ...	185				1		186
Sales and service occupations	277	9	4	1	1	2	294
Occupations in manufacturing and utilities	10						10
Occupations in education, law and social, c...	110						110
Occupations in art, culture, recreation and s...	22						22
Natural resources, agriculture and related p...	12						12
Natural and applied sciences and related o...	37						37
Management occupations	51		1	1			53
Health occupations	95						95
Business, finance and administration occup...	135			2	1		138
Grand total	934	9	5	4	3	2	957

MULTILINGUAL JOB POSTINGS BY COMMUNITY

What language skills are sought by 4-Digit NOC?

	MUNICIPALITY	JOB LANGUAGES ▾	AVG POSTING LENGTH IN DAYS	MEDIAN POSTING LENGTH IN DAYS
1.	Barrie	565	17.0	17
2.	Midland	150	17.8	17
3.	Orillia	126	16.8	17
4.	Collingwood	107	17.0	17
5.	New Tecumseth	95	19.3	17
6.	Penetanguishene	68	17.2	17
7.	Innisfil	63	17.6	17
8.	Bradford West Gwillimbury	49	17.0	17
9.	Wasaga Beach	37	17.1	17
10.	Springwater	32	17.2	17
11.	Severn	29	16.7	17
12.	Ramara	27	16.3	17
13.	Essa	27	20.6	17
14.	Oro-Medonte	22	21.0	17
15.	Clearview	18	17.8	17
16.	Borden	11	42.3	31

LANGUAGE DEMAND BY JOB

What language skills are sought by 4-Digit NOC?

4 DIGIT NOC NAME	POSTINGS
1. Retail salespersons	73
2. Cooks	54
3. Home support workers housekeepers and re...	42
4. Other customer and information services rep...	34
5. Material handlers	28
6. Light duty cleaners	27
7. Food and beverage servers	25
8. Administrative assistants	24
9. Transport truck drivers	22
10. Receptionists	21
11. Landscape and horticulture technicians and ...	20
12. Food counter attendants kitchen helpers an...	20
13. Licensed practical nurses	19
14. Social and community service workers	16
15. Bus drivers subway operators and other tran...	16
16. Family marriage and other related counsellors	14
17. Carpenters	12
18. Early childhood educators and assistants	11
19. Retail and wholesale trade managers	10
20. Chefs	10
21. Program leaders and instructors in recreatio...	10
22. Welders and related machine operators	9
23. Shippers and receivers	9
24. General office support workers	9
25. Janitors caretakers and building superintend...	9
26. Delivery and courier service drivers	9
27. Registered nurses and registered psychiatric ...	9
28. Dental assistants	8
29. Landscaping and grounds maintenance labo...	8
30. Residential and commercial installers and se...	8
31. Bartenders	8
32. Advertising marketing and public relations ...	7
1 - 100 / 190	< >

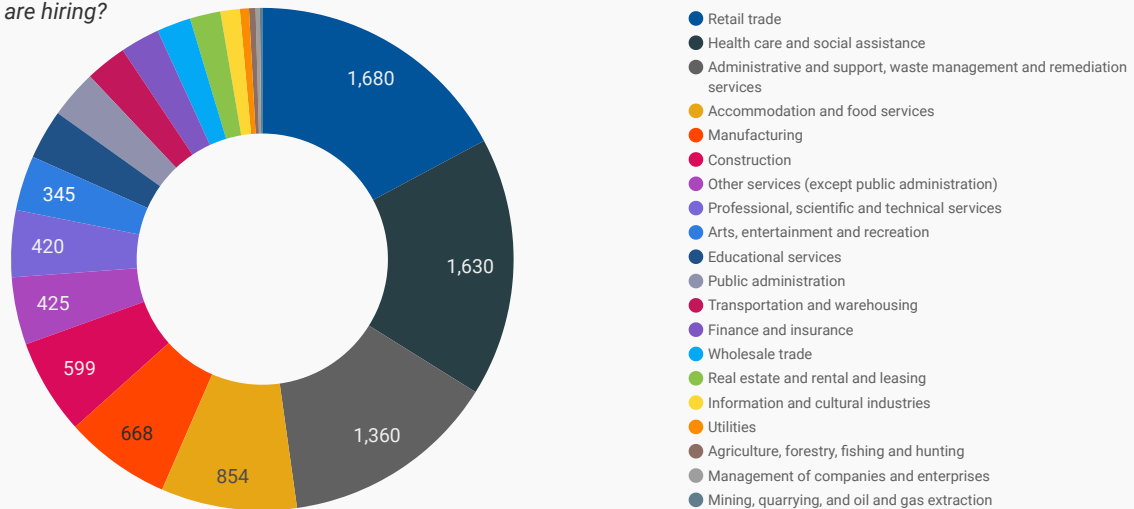
MULTILINGUAL HIRING EMPLOYERS

Which employers are seeking multilingual candidates?

COMPANY	POSTINGS
1. Georgian Bay General Hospital	40
2. Waypoint Centre for Mental Health Care	34
3. Georgian Bay General Hospital Foundation	22
4. Simcoe County District School Board	19
5. La CÎÃ©	17
6. Landmark Bus Lines	16
7. Nottawasaga Inn Resort	12
8. Bell Canada	11
9. Martyrs' Shrine	10
10. Moore Packaging	10
11. CONSUMER & SMB/MARCHÃ‰% CONSOMMATEUR & PME	9
12. Gateway Casinos & Entertainment Limited	8
13. ESS Direct Inc.	8
14. Avery HR	7
15. MacLean Engineering & Marketing Co Limited	7
16. Oak Bay Golf Club	7
17. County of Simcoe	7
18. Canadian Mental Health Association, Simcoe County	7
19. Canadian Mental Health Association, Simcoe County Branch	7
20. The Corporation of the Township of Tiny	6
21. THE HITCH HOUSE INC	6
22. Lighthouse Group	6
23. The Better Together Group of Companies	6
24. CLH Developmental Support Services	6
25. Closets by Design Central Ontario	6
26. CBI Health	6
27. ACES Recruitment	5
28. Canadian Tire Midland - Store #061	5
29. Modular Precast Systems	5
30. DEL MANAGEMENT SOLUTIONS INC	5
1 - 50 / 817	< >

TOP HIRING SECTORS BY 2-DIGIT NAICS CODE

What sectors are hiring?



	2-DIGIT NAICS LABEL	NAICS CODE	POSTING COUNT	AVG POSTING LENGTH IN DAYS	MEDIAN POSTING LENGTH IN DAYS
1.	Retail trade	44-45	1,680	18.4	17
2.	Health care and social assistance	62	1,630	18.6	17
3.	Administrative and support, waste management and remediation services	56	1,360	17.0	17
4.	Accommodation and food services	72	854	28.1	17
5.	Manufacturing	31-33	668	18.8	17
6.	Construction	23	599	20.8	17
7.	Other services (except public administration)	81	425	20.8	17
8.	Professional, scientific and technical services	54	420	19.7	17
9.	Arts, entertainment and recreation	71	345	23.1	17
10.	Educational services	61	312	19.0	17
11.	Public administration	91	303	22.5	17
12.	Transportation and warehousing	48-49	260	20.8	17
13.	Finance and insurance	52	248	16.9	17
14.	Wholesale trade	41	214	22.1	17
15.	Real estate and rental and leasing	53	192	18.1	17
16.	Information and cultural industries	51	122	17.7	17
17.	Utilities	22	57	16.6	17
18.	Agriculture, forestry, fishing and hunting	11	41	27.4	17
19.	Management of companies and enterprises	55	27	15.3	17
20.	Mining, quarrying, and oil and gas extraction	21	15	15.3	17

NOTE: NAICS code 56 includes Employment Agencies. Manufacturing includes codes 31-33, Retail Trade includes codes 44-45 and Transportation and Warehousing includes codes 48-49.

TOP HIRING SECTORS BY 3-DIGIT NAICS CODE

What sectors are hiring?

	3-DIGIT NAICS LABEL	NAICS CODE	POSTING COUNT ▾	AVG POSTING LENGTH IN DAYS	MEDIAN POSTING LENGTH IN DAYS
1.	Administrative and support services	561	1,272	16.9	17
2.	Food services and drinking places	722	674	29.3	17
3.	Ambulatory health care services	621	623	18.2	17
4.	Specialty trade contractors	238	456	20.9	17
5.	Nursing and residential care facilities	623	442	19.0	17
6.	Professional, scientific and technical services	541	420	19.7	17
7.	Building material and garden equipment and supplies dealers	444	368	17.3	17
8.	Food and beverage stores	445	319	17.6	17
9.	Educational services	611	312	19.0	17
10.	Social assistance	624	294	21.7	17
11.	Amusement, gambling and recreation industries	713	292	21.2	17
12.	Hospitals	622	271	15.3	17
13.	Local, municipal and regional public administration	913	198	17.2	17
14.	Motor vehicle and parts dealers	441	196	18.0	17
15.	Accommodation services	721	180	23.6	17
16.	Miscellaneous store retailers	453	178	16.8	17
17.	Credit intermediation and related activities	522	175	15.7	17
18.	Repair and maintenance	811	174	23.0	17
19.	Clothing and clothing accessories stores	448	148	17.6	17
20.	Personal and laundry services	812	147	17.3	17
21.	Health and personal care stores	446	135	18.8	17
22.	General merchandise stores	452	123	16.6	17
23.	Real estate	531	117	17.4	17
24.	Machinery manufacturing	333	107	18.2	17
25.	Truck transportation	484	98	20.3	17
26.	Religious, grant-making, civic, and professional and similar organizations	813	89	16.3	17
27.	Waste management and remediation services	562	88	17.4	17
28.	Telecommunications	517	85	18.7	17
29.	Furniture and home furnishings stores	442	84	20.4	17
30.	Construction of buildings	236	79	21.8	17
31.	Plastics and rubber products manufacturing	326	76	19.8	17
					1 - 50 / 92 < >

TOP HIRING SECTORS BY 4-DIGIT NAICS CODE

What sectors are hiring?

	4-DIGIT NAICS LABEL	NAICS CODE	POSTING COUNT ▾	AVG POSTING LENGTH IN DAYS	MEDIAN POSTING LENGTH IN DAYS
1.	Employment services	5613	825	16.6	17
2.	Full-service restaurants and limited-service eating places	7225	613	30.4	17
3.	Community care facilities for the elderly	6233	359	19.0	17
4.	Building material and supplies dealers	4441	350	17.3	17
5.	Services to buildings and dwellings	5617	325	17.3	17
6.	Grocery stores	4451	292	16.8	17
7.	General medical and surgical hospitals	6221	270	15.3	17
8.	Offices of other health practitioners	6213	220	17.4	17
9.	Other local, municipal and regional public administration	9139	197	17.2	17
10.	Other amusement and recreation industries	7139	189	21.6	17
11.	Elementary and secondary schools	6111	182	18.0	17
12.	Traveller accommodation	7211	147	25.3	17
13.	Individual and family services	6241	141	19.8	17
14.	Offices of dentists	6212	138	17.7	17
15.	Automotive repair and maintenance	8111	138	23.2	17
16.	Health and personal care stores	4461	135	18.8	17
17.	Building equipment contractors	2382	133	19.7	17
18.	Clothing stores	4481	129	17.4	17
19.	Building finishing contractors	2383	126	22.3	17
20.	Automobile dealers	4411	126	18.9	17
21.	Home health care services	6216	121	20.5	17
22.	Depository credit intermediation	5221	120	14.9	14
23.	Gambling industries	7132	102	20.5	17
24.	Foundation, structure, and building exterior contractors	2381	99	23.6	17
25.	Architectural, engineering and related services	5413	98	18.0	17
26.	Personal care services	8121	98	17.5	17
27.	Other specialty trade contractors	2389	98	18.1	17
28.	Advertising, public relations, and related services	5418	93	21.4	17
29.	Child day-care services	6244	89	20.7	17
30.	Other miscellaneous store retailers	4539	78	17.1	17
31.	Plastic product manufacturing	3261	75	19.9	17
					1 - 50 / 239 < >

TOP HIRING SECTORS BY 5-DIGIT NAICS CODE

What sectors are hiring?

	5-DIGIT NAICS LABEL	NAICS_5	POSTING COUNT ▾	AVG POSTING LENGTH IN DAYS	MEDIAN POSTING LENGTH IN DAYS
1.	Employment placement agencies and executive search services	56131	810	16.6	17
2.	Full-service restaurants and limited-service eating places	72251	613	30.4	17
3.	Community care facilities for the elderly	62331	359	19.0	17
4.	Home centres	44411	308	17.3	17
5.	Supermarkets and other grocery (except convenience) stores	44511	285	16.1	17
6.	General medical and surgical hospitals	62211	270	15.3	17
7.	Other local, municipal and regional public administration	91391	197	17.2	17
8.	Elementary and secondary schools	61111	182	18.0	17
9.	Landscaping services	56173	181	17.8	17
10.	Hotels (except casino hotels) and motels	72111	145	25.4	17
11.	Offices of dentists	62121	138	17.7	17
12.	New car dealers	44111	122	18.9	17
13.	Home health care services	62161	121	20.5	17
14.	Banking	52211	119	15.0	14
15.	Casinos (except casino hotels)	71321	97	19.9	17
16.	Other automotive repair and maintenance	81119	96	24.0	17
17.	Janitorial services	56172	95	16.5	17
18.	Fitness and recreational sports centres	71394	90	17.2	17
19.	Child day-care services	62441	89	20.7	17
20.	All other specialty trade contractors	23899	84	18.3	17
21.	Hair care and esthetic services	81211	79	16.3	17
22.	All other miscellaneous store retailers	45399	76	17.1	17
23.	Offices of mental health practitioners (except physicians)	62133	74	15.8	17
24.	Pharmacies and drug stores	44611	74	19.0	17
25.	Advertising agencies	54181	70	22.9	17
26.	Office supplies and stationery stores	45321	70	16.3	17
27.	Department stores	45211	70	15.4	17
28.	Other provincial and territorial public administration	91291	68	31.8	17
29.	Wired and wireless telecommunications carriers (except satellite)	51731	68	17.2	17
30.	Engineering services	54133	67	17.7	17
31.	Furniture stores	44211	63	17.7	17
					1 - 50 / 408 < >

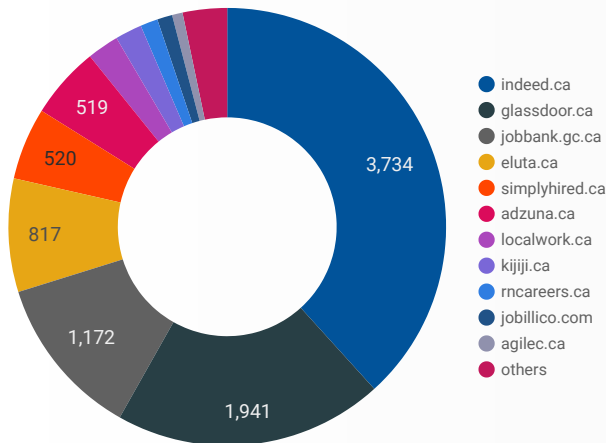
TOP HIRING SECTORS BY 6-DIGIT NAICS CODE

What sectors are hiring?

	6-DIGIT NAICS LABEL	NAICS CODE	POSTING COUNT ▼	AVG POSTING LENGTH IN DAYS	MEDIAN POSTING LENGTH IN DAYS
1.	Employment placement agencies and executive search services	561310	810	16.6	17
2.	Community care facilities for the elderly	623310	359	19.0	17
3.	Limited-service eating places	722512	335	35.1	17
4.	Home centres	444110	308	17.3	17
5.	Supermarkets and other grocery (except convenience) stores	445110	285	16.1	17
6.	Full-service restaurants	722511	278	25.1	17
7.	General (except paediatric) hospitals	622111	270	15.3	17
8.	Other local, municipal and regional public administration	913910	197	17.2	17
9.	Elementary and secondary schools	611110	182	18.0	17
10.	Landscaping services	561730	181	17.8	17
11.	Offices of dentists	621210	138	17.7	17
12.	New car dealers	441110	122	18.9	17
13.	Home health care services	621610	121	20.5	17
14.	Corporate and institutional banking industry	522112	101	15.2	14
15.	Casinos (except casino hotels)	713210	97	19.9	17
16.	All other automotive repair and maintenance	811199	91	24.4	17
17.	Fitness and recreational sports centres	713940	90	17.2	17
18.	Child day-care services	624410	89	20.7	17
19.	Resorts	721113	88	20.3	17
20.	Janitorial services (except window cleaning)	561722	87	16.7	17
21.	All other specialty trade contractors	238990	84	18.3	17
22.	Offices of mental health practitioners (except physicians)	621330	74	15.8	17
23.	Pharmacies and drug stores	446110	74	19.0	17
24.	Department stores	452110	70	15.4	17
25.	Office supplies and stationery stores	453210	70	16.3	17
26.	Advertising agencies	541810	70	22.9	17
27.	Wired and wireless telecommunications carriers (except satellite)	517310	68	17.2	17
28.	Other provincial and territorial public administration	912910	68	31.8	17
29.	Engineering services	541330	67	17.7	17
30.	Plumbing, heating and air-conditioning contractors	238220	63	20.7	17
31.	Furniture stores	442110	60	17.7	17

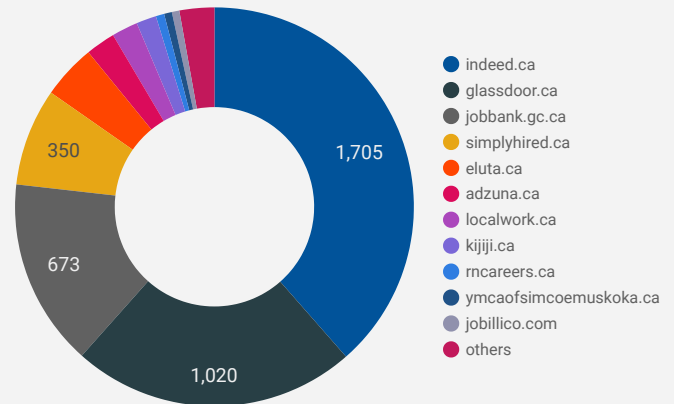
JOB POSTINGS BY JOB BOARD

What share of unique job postings appear on each job board?



COMPANIES BY JOB BOARD

What share of unique job postings appear on each job board?



JOB POSTING DETAILS BY JOB BOARD

How does job posting activity differ by job board?

	JOB BOARD	POSTING COUNT ▾	AVG POSTING LENGTH IN DAYS	MEDIAN POSTING LENGTH IN DAYS	# OF COMPANIES
1.	indeed.ca	3,734	16.6	17	1,705
2.	glassdoor.ca	1,941	17.0	17	1,020
3.	jobbank.gc.ca	1,172	41.6	30	673
4.	eluta.ca	817	17.0	17	195
5.	simplyhired.ca	520	16.8	17	350
6.	adzuna.ca	519	14.0	14	106
7.	localwork.ca	229	9.7	6	94
8.	kijiji.ca	193	15.0	15	72
9.	rncareers.ca	126	23.7	20	30
10.	jobillico.com	109	14.3	10	27
11.	agilec.ca	76	29.8	27	20
12.	ymcaofsimcoemuskoka.ca	46	33.3	25	28
13.	randstad.ca	43	13.3	8	1
14.	tracks.on.ca	42	27.3	30	25
15.	careerarc.com	38	48.7	25	11
16.	barriecareercentre.com	34	43.6	60	15
17.	jobboard.focuscdc.on.ca	19	42.5	29	13
18.	network.applytoeducation.com	19	6.9	6	4