



JOB DEMAND REPORT

FEBRUARY 2023

HIGHLIGHTS

JOB POSTINGS BY THE NUMBERS

POSTING COUNT	NEW THIS MONTH	COMPANIES	JOB BOARDS
8,471	5,230	2,918	31

OF DAYS POSTED

AVERAGE	MEDIAN
20.1	17

REPORT BUILDER

The default filter selection below will show all job demand data for the month. You can use the filters to create a customized report for the purpose of understanding a subset of the data.

OCCUPATION FILTERS

SKILL TYPE NAME / 1-DIGIT NOC	▼
MAJOR GROUP / 2-DIGIT NOC	▼
MINOR GROUP / 3-DIGIT NOC	▼
UNIT GROUP / 4-DIGIT NOC	▼
SKILL LEVEL	▼
JOB TYPE	▼
JOB DURATION	▼
ADDITIONAL LANGUAGE	▼
SPECIFIC JOB TAGS	▼

INDUSTRY/SECTOR FILTERS

HIRING SECTOR BY 2-DIGIT NAICS CODE	▼
HIRING SECTOR BY 3-DIGIT NAICS CODE	▼
HIRING SECTOR BY 4-DIGIT NAICS CODE	▼
HIRING SECTOR BY 5-DIGIT NAICS CODE	▼
HIRING SECTOR BY 6-DIGIT NAICS CODE	▼

OTHER FILTERS

JOB BOARD	▼
MUNICIPALITY	▼

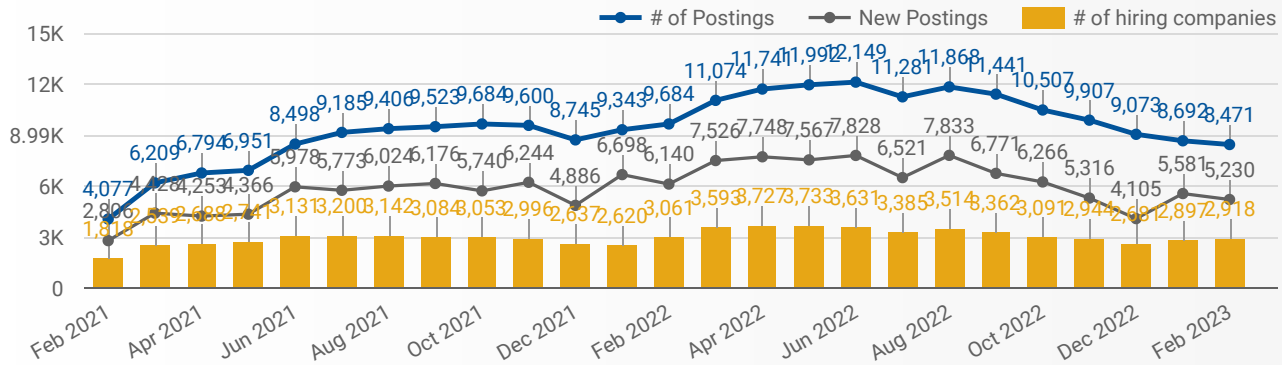
NOC = National Occupation Classification | NAICS = North American Industry Classification System

Source:

Job posting data collected by Work in Simcoe County from job boards and employer websites who recruit candidates in Simcoe County.

JOB POSTINGS BY MONTH FOR SIMCOE COUNTY

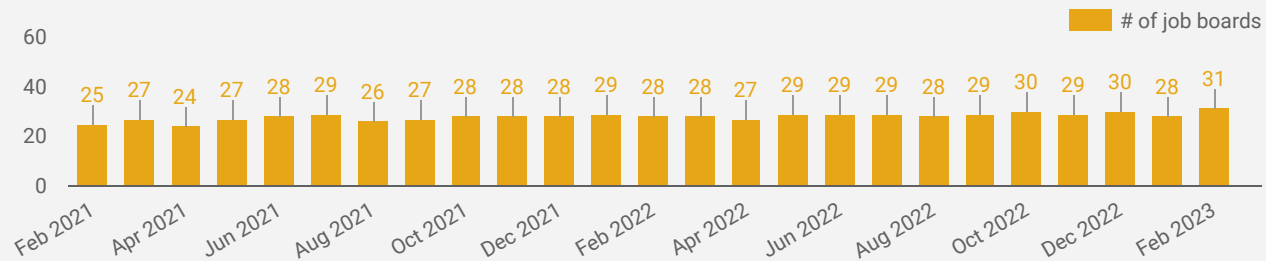
How many job postings were active for at least 1 day this month?



NOTE: This graph cannot be filtered using the controls on the cover page

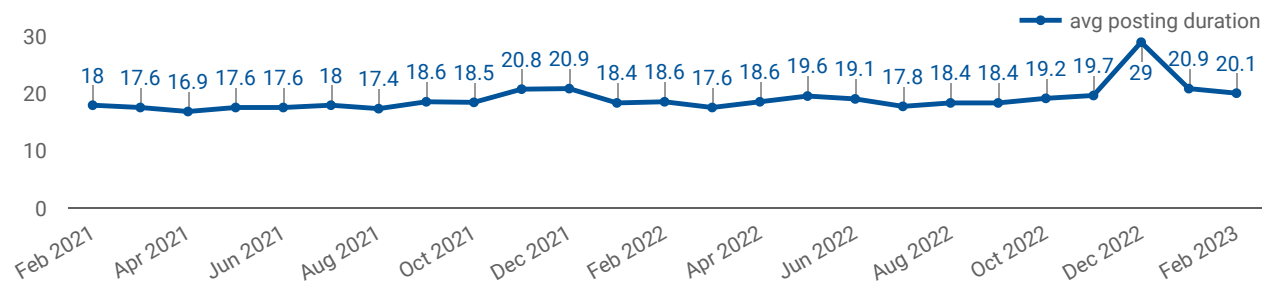
NUMBER OF ACTIVE JOB BOARDS

How many job postings were active for at least 1 day this month on these job boards?



AVERAGE POSTING LENGTH BY DAYS

How long are employers having to recruit for to find candidates to fill their job vacancies?



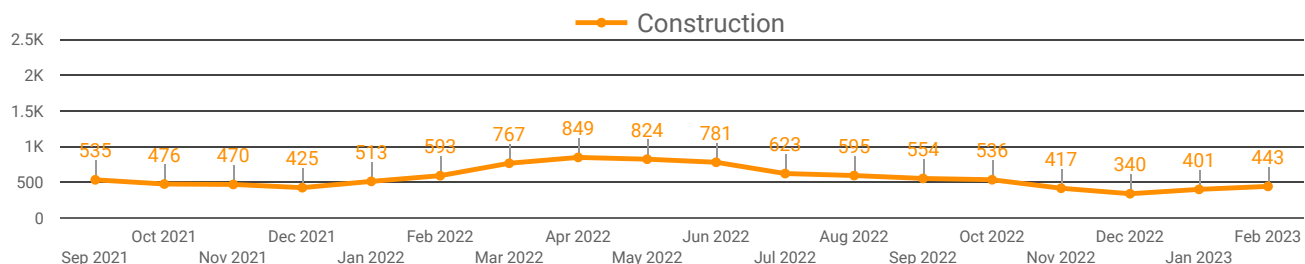
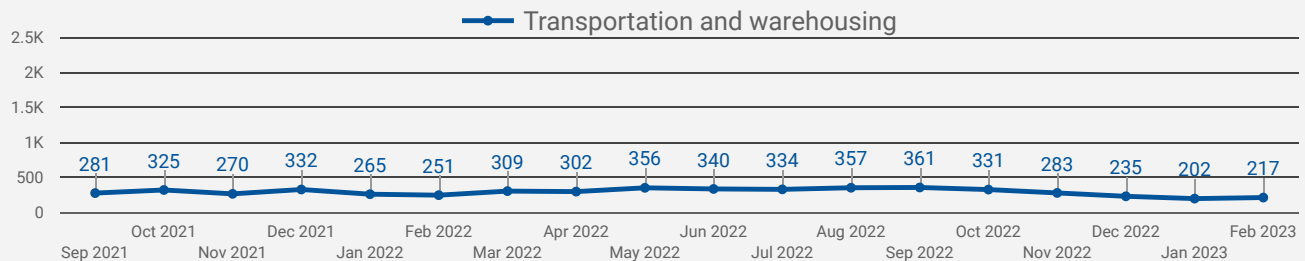
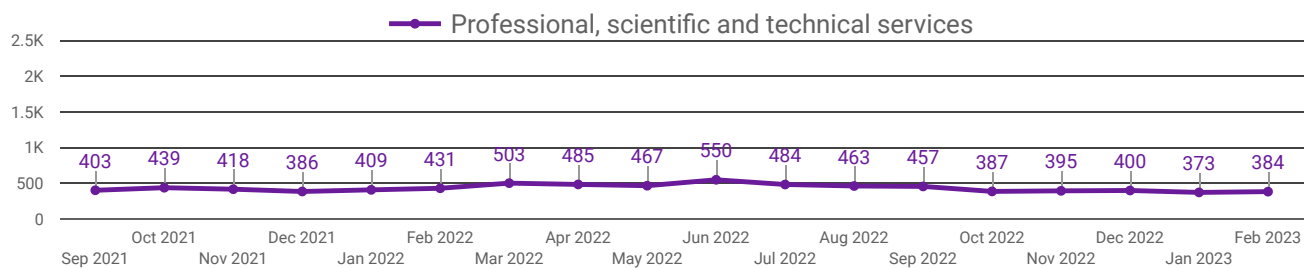
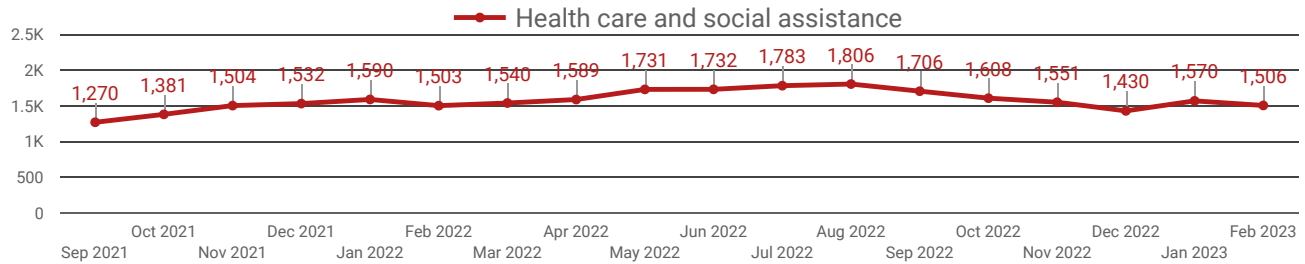
POST DATE TIMELINE FOR THIS MONTH'S ACTIVE JOB POSTINGS

How many job postings were active for at least 1 day this month?



DEMAND BY KEY SECTOR FOR SIMCOE COUNTY

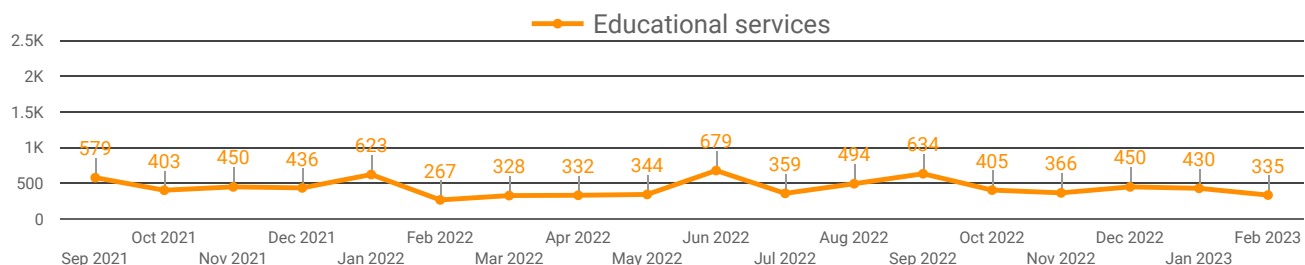
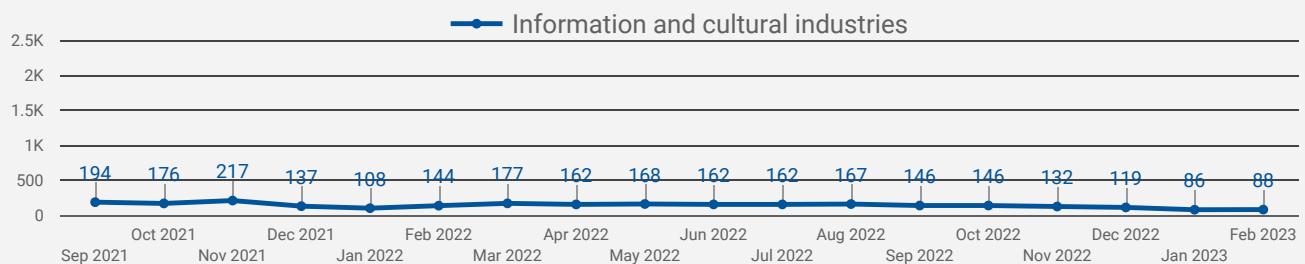
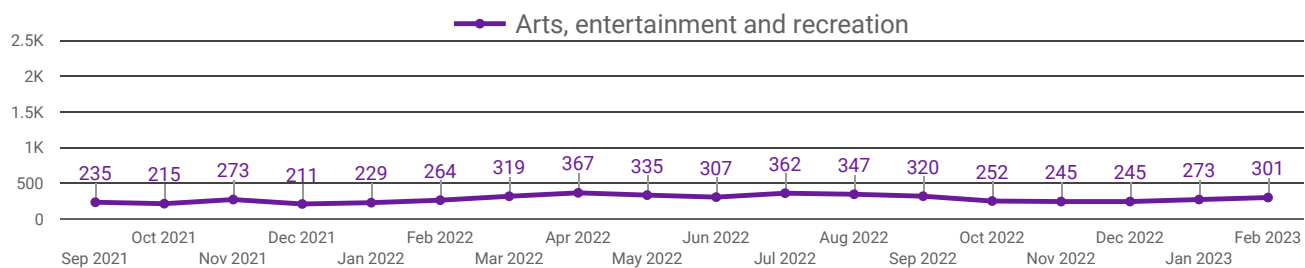
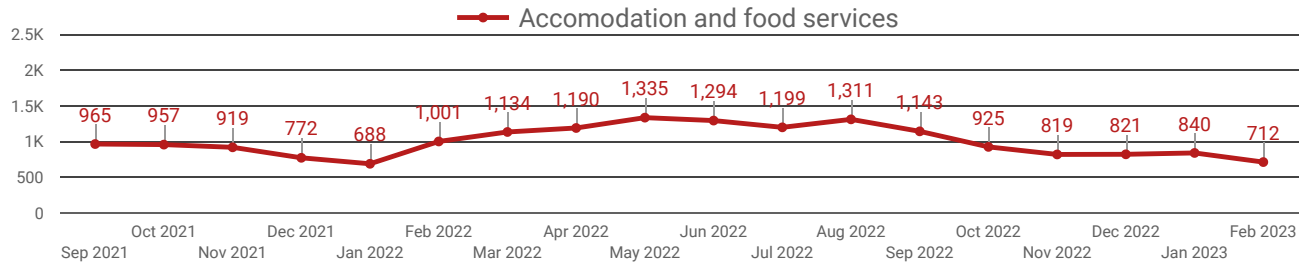
How many job postings were active for at least 1 day this month by sector?



NOTE: This graph cannot be filtered using the controls on the cover page

DEMAND BY IMPACTED SECTOR FOR SIMCOE COUNTY

How many job postings were active for at least 1 day this month by sector?



NOTE: This graph cannot be filtered using the controls on the cover page

JOB POSTINGS BY COMMUNITY

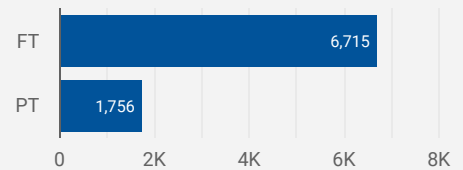
How many job postings were active for at least 1 day this month?

	COMMUNITY	POSTING COUNT	AVG POSTING LENGTH IN DAYS	MEDIAN POSTING LENGTH IN DAYS
1.	Barrie	3,528	18.9	17
2.	Orillia	874	20.5	17
3.	Collingwood	760	21.3	17
4.	New Tecumseth	514	21.2	17
5.	Midland	506	21.9	17
6.	Innisfil	505	19.7	17
7.	Bradford West Gwillimbury	480	18.8	17
8.	Springwater	177	20.3	17
9.	Penetanguishene	163	19.2	17
10.	Essa	162	20.9	17
11.	Wasaga Beach	140	24.6	17
12.	Ramara	137	24.6	17
13.	Clearview	136	22.4	17
14.	Oro-Medonte	114	18.4	17
15.	Severn	88	19.6	17
16.	Adjala-Tosorontio	33	19.5	17
17.	Tay	32	20.6	17
18.	Borden	25	15.4	15
19.	Tiny	10	17.0	17

1 - 19 / 19 < >

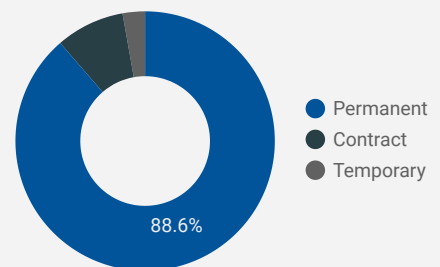
JOB TYPE

Full-time vs Part-time



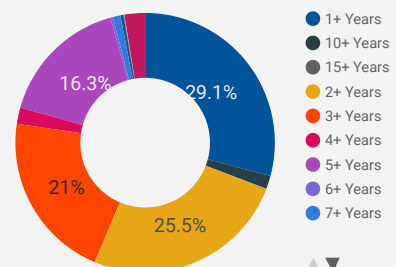
JOB DURATION

Permanency of jobs posted



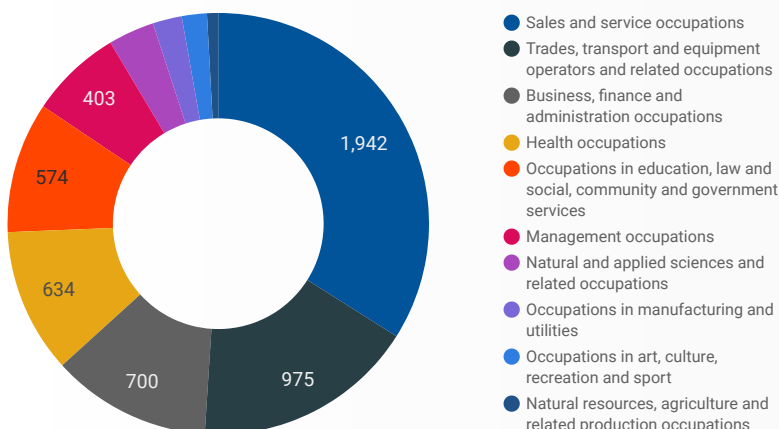
JOB EXPERIENCE LEVEL

Job Postings by Experience Level Required



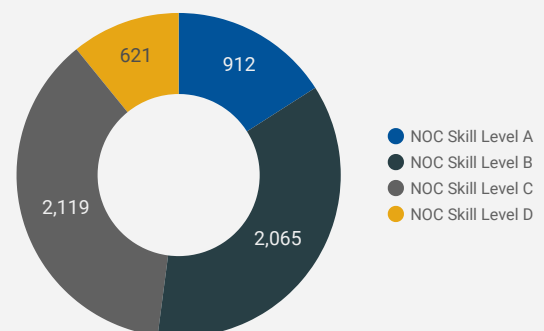
JOB POSTINGS BY JOB CATEGORY

What broad occupational category is being recruited?



JOB POSTINGS BY SKILL LEVEL

What education do occupations typically require?



Skill Level A = Usually University education | Skill Level B = Usually College education or Apprenticeship training | Skill Level C = Usually Secondary education or occupation-specific training | Skill Level D = Usually on-the-job training

TOP HIRING EMPLOYERS & AGENCIES

Who is hiring?












	COMPANY	COMMUNITY	POSTINGS COUNT ▾	AVG POSTING LENGTH IN DAYS	MEDIAN POSTING LENGTH IN DAYS
1.	Royal Victoria Regional Health Centre	Barrie	84	16.9	17
2.	Simcoe County District School Board	Barrie	81	15.6	17
3.	Orillia Soldiers' Memorial Hospital	Orillia	66	15.4	17
4.	RONA inc.	Barrie	47	16.0	17
5.	Sienna Senior Living	Barrie	43	24.3	17
6.	Georgian College	Barrie	43	18.1	17
7.	Waypoint Centre for Mental Health Care	Penetanguishene	41	16.9	17
8.	Georgian Bay General Hospital	Midland	41	19.5	17
9.	Collingwood General & Marine Hospital	Collingwood	40	29.7	36
10.	Friday Harbour Resort	Innisfil	35	19.3	17
11.	Sienna Senior Living	Bradford West Gwillimbury	33	30.8	17
12.	City of Barrie	Barrie	32	16.1	17
13.	Georgian Bay General Hospital Foundation	Midland	31	14.0	14
14.	Baxter International	New Tecumseth	31	16.0	17
15.	Vins Plastics	Bradford West Gwillimbury	28	16.3	17
16.	The Grounds Guys of Barrie	Barrie	27	17.0	17
17.	Simcoe County District School Board	Springwater	26	21.4	17
18.	County of Simcoe	Springwater	25	16.8	17
19.	Spectra Aluminum Products Ltd	Bradford West Gwillimbury	25	15.3	17
20.	Lowe's	Barrie	25	15.5	17
21.	BDO Canada LLP	Barrie	23	15.8	15
22.	Mill Creek Care Centre	Barrie	22	20.4	17
23.	Express Employment Professionals	Barrie	22	17.0	17
24.	Vertical Staffing Resources	Barrie	22	17.0	17
25.	Baxter Canada Corporation	New Tecumseth	21	17.0	17
26.	Canadian Forces Morale and Welfare Services - CFMWS	Essa	20	14.1	17
27.	Sienna Senior Living Inc.	Bradford West Gwillimbury	18	17.0	17
28.	Simcoe County District School Board	Innisfil	18	14.7	17
29.	Metro	Collingwood	18	15.9	14
1 - 50 / 3579 < >					

TOP HOURLY WAGES IN JOB POSTINGS

What are employers willing to pay to find the perfect candidate?












of Minimum Wage Jobs

231

	JOB TITLE	COMPANY	LOCATION	HOURLY WAGE ▾
1.	Optometrist	Optica nova	Barrie	170 
2.	Registered Psychotherapist	Psychology Matters	Barrie	110 
3.	In-person/hybrid Psychotherapist (private Practice; Independent Contractor)	Inner Growth Counselling & Psychotherapy	Barrie	100 
4.	Physiotherapist	Beaverton Physiotherapy	Ramara	100 
5.	In Person Registered Social Worker (rsw)	Therapy Heals Inc.	Essa	90 
6.	Apm Process Analytics Specialist	Adecco	Barrie	90 
7.	In Person Registered Psychotherapist/clinical Social Worker	Therapy Heals Inc.	New Tecumseth	90 
8.	NEWFOUNDLAND & NEW BRUNSWICK TRAVEL NURSING OPPORTUNITY	Canadian Health Labs	Barrie	85 
9.	Registered Massage Therapist	Stride Physiotherapy & Sports Rehabilitation	Essa	80 
10.	Osteopathic Manual Practitioner	Footprints Therapy	Innisfil	80 
11.	Registered	South Georgian Bay Community	Barrie	75 
				1 - 100 / 2402 < >

TOP SALARIES IN JOB POSTINGS

What are employers willing to pay to find the perfect candidate?

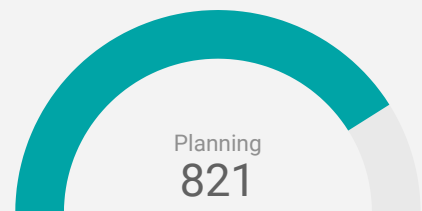
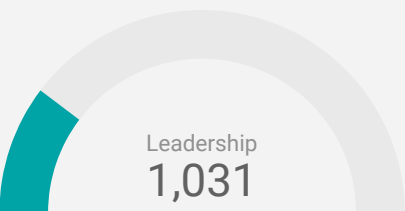
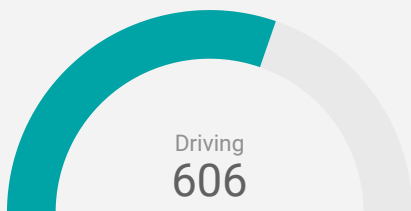
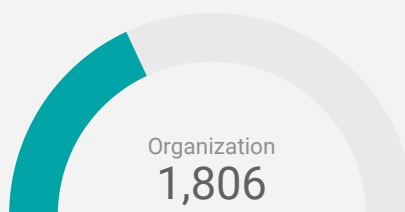
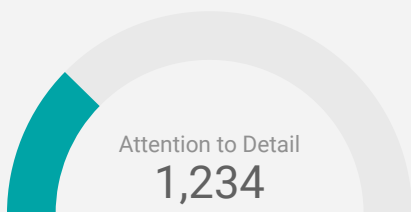
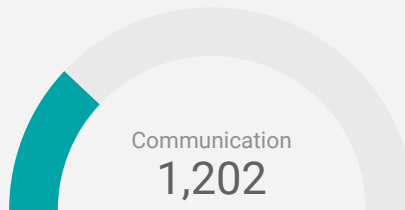
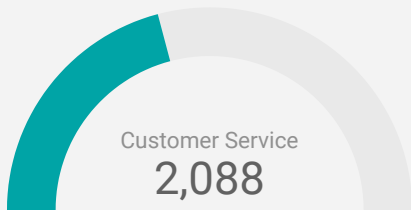
	JOB TITLE	COMPANY	LOCATION	ANNUAL SALARY ▾
1.	Associate Dentist	The Tooth Corner	Barrie	311,812 
2.	Associate Dentist	North Barrie Dental	Barrie	300,000 
3.	Associate Dentist	Confidential	Orillia	300,000 
4.	Associate Dentist	Summerlyn Dental Office	Bradford West Gwillimbury	300,000 
5.	Product Specialist	Pride Marine Group Ltd.	Orillia	250,000 
6.	Associate Optometrist Needed In Barrie	Dr. Gill Professional Corp	Barrie	250,000 
7.	Exteriors Renovations Sales Consultant	AM Group of Companies Ltd	Orillia	250,000 
8.	Sales/finance Manager	Car Central Inc	Barrie	225,000 
9.	Finance Manager	Car Central Inc	Barrie	225,000 
10.	Family Law Lawyer	Galbraith Family Law Professional Corporation	Barrie	200,000 
11.	Insurance Broker Commercial	Levitt Insurance Brokers	Barrie	200,000 
				1 - 100 / 2933 < >

TOP IN-DEMAND SKILLS

How many times were these skills found in job postings?

ACTIVE JOB POSTINGS THIS MONTH

8,471



KEY JOB REQUIREMENTS

How often are these requirements desired in job postings?

ACTIVE JOB POSTINGS THIS MONTH

8,471



Driver's License
1,578



First Aid
549



Regular Access to a Vehi
421



Criminal Record Check
848



Microsoft Office
473



Food Safety
150

TOP OCCUPATIONS BY SKILL, FREQUENCY & DURATION

What jobs are in-demand and/or hard to fill?

	4 DIGIT NOC	4 DIGIT NOC NAME	SKILL LEVEL	POSTING COUNT	AVG POSTING LENGTH IN DAYS	MEDIAN POSTING LENGTH IN DAYS
1.	6421	Retail salespersons	NOC Skill Level C	484	17.6	17
2.	4412	Home support workers housekeepers and related occupations	NOC Skill Level C	243	21.7	17
3.	6322	Cooks	NOC Skill Level B	207	30.4	17
4.	6552	Other customer and information services representatives	NOC Skill Level C	176	17.2	17
5.	7452	Material handlers	NOC Skill Level C	158	18.1	17
6.	0621	Retail and wholesale trade managers	NOC Skill Level A	153	20.6	17
7.	3233	Licensed practical nurses	NOC Skill Level B	148	20.9	17
8.	1241	Administrative assistants	NOC Skill Level B	138	21.8	17
9.	6711	Food counter attendants kitchen helpers and related support occupations	NOC Skill Level D	122	18.3	17
10.	7511	Transport truck drivers	NOC Skill Level C	111	16.4	17
11.	6731	Light duty cleaners	NOC Skill Level D	109	20.7	17
12.	4212	Social and community service workers	NOC Skill Level B	94	18.2	17
13.	6311	Food service supervisors	NOC Skill Level B	73	59.4	62
14.	4214	Early childhood educators and assistants	NOC Skill Level B	72	20.3	17
15.	6622	Store shelf stockers clerks and order fillers	NOC Skill Level D	70	15.8	17
16.	6513	Food and beverage servers	NOC Skill Level C	70	18.1	17
17.	1414	Receptionists	NOC Skill Level C	67	18.2	17
18.	0631	Restaurant and food service managers	NOC Skill Level A	66	32.0	17
19.	6733	Janitors caretakers and building superintendents	NOC Skill Level D	65	19.0	17
20.	6211	Retail sales supervisors	NOC Skill Level B	63	40.1	17
21.	6611	Cashiers	NOC Skill Level D	62	19.6	17
22.	3219	Other medical technologists and technicians (except dental health)	NOC Skill Level B	59	16.3	17
23.	7514	Delivery and courier service drivers	NOC Skill Level C	59	19.8	17
24.	7321	Automotive service technicians truck and bus mechanics and mechanical repairers	NOC Skill Level B	57	24.3	17
25.	6541	Security guards and related security service occupations	NOC Skill Level C	56	17.0	17
26.	5254	Program leaders and instructors in recreation sport and fitness	NOC Skill Level B	55	24.9	17
27.	3411	Dental assistants	NOC Skill Level C	55	16.9	17
28.	7611	Construction trades helpers and labourers	NOC Skill Level D	54	23.5	17
29.	3012	Registered nurses and registered psychiatric nurses	NOC Skill Level A	52	18.5	17

JOB POSTINGS BY 3-DIGIT NATIONAL OCCUPATION CLASSIFICATION

What jobs are hard to fill and/or in-demand?

	3 DIGIT NOC	3 DIGIT NOC NAME	SKILL LEVEL	POSTING COUNT ▾	AVG POSTING LENGTH IN DAYS	MEDIAN POSTING LENGTH IN DAYS
1.	642	Retail salespersons	NOC Skill Level C	484	17.6	17
2.	441	Home care providers and educational support occupations	NOC Skill Level C	275	22.2	17
3.	632	Chefs and cooks	NOC Skill Level B	248	29.8	17
4.	323	Other technical occupations in health care	NOC Skill Level B	208	20.6	17
5.	751	Motor vehicle and transit drivers	NOC Skill Level C	205	18.0	17
6.	673	Cleaners	NOC Skill Level D	194	19.6	17
7.	421	Paraprofessional occupations in legal, social, community and education services	NOC Skill Level B	192	19.2	17
8.	655	Customer and information services representatives	NOC Skill Level C	185	17.2	17
9.	745	Longshore workers and material handlers	NOC Skill Level C	160	18.1	17
10.	124	Office administrative assistants - general, legal and medical	NOC Skill Level B	156	21.1	17
11.	062	Retail and wholesale trade managers	NOC Skill Level A	153	20.6	17
12.	651	Occupations in food and beverage service	NOC Skill Level C	134	19.1	17
13.	671	Food counter attendants, kitchen helpers and related support occupations	NOC Skill Level D	122	18.3	17
14.	321	Medical technologists and technicians (except dental health)	NOC Skill Level B	108	17.2	17
15.	341	Assisting occupations in support of health services	NOC Skill Level C	106	20.8	17
16.	141	General office workers	NOC Skill Level C	103	18.7	17
17.	723	Machining, metal forming, shaping and erecting trades	NOC Skill Level B	92	21.5	17
18.	111	Auditors, accountants and investment professionals	NOC Skill Level A	87	17.8	17
19.	122	Administrative and regulatory occupations	NOC Skill Level B	83	17.3	17
20.	631	Service supervisors	NOC Skill Level B	81	58.1	61.5
21.	662	Other sales support and related occupations	NOC Skill Level D	78	15.8	17
22.	732	Automotive service technicians	NOC Skill Level B	77	24.6	17
23.	731	Machinery and transportation equipment mechanics (except motor vehicles)	NOC Skill Level B	73	19.4	17
24.	152	Supply chain logistics, tracking and scheduling co-ordination occupations	NOC Skill Level C	72	16.3	17
25.	063	Managers in food service and accommodation	NOC Skill Level A	68	31.4	17
26.	621	Retail sales supervisors	NOC Skill Level B	63	40.1	17
27.	761	Trades helpers and labourers	NOC Skill Level D	63	22.5	17
28.	525	Athletes, coaches, referees and related occupations	NOC Skill Level B	63	23.6	17
29.	661	Cashiers	NOC Skill Level D	62	19.6	17

JOB POSTINGS BY 2-DIGIT NATIONAL OCCUPATION CLASSIFICATION

What jobs are hard to fill and/or in-demand?

	2 DIGIT NOC	2 DIGIT NOC NAME	SKILL LEVEL	POSTING COUNT	AVG POSTING LENGTH IN DAYS	MEDIAN POSTING LENGTH IN DAYS
1.	64	Sales representatives and salespersons - wholesale and retail trade	NOC Skill Level C	491	17.7	17
2.	65	Service representatives and other customer and personal services occupations	NOC Skill Level C	426	18.5	17
3.	63	Service supervisors and specialized service occupations	NOC Skill Level B	383	35.1	17
4.	32	Technical occupations in health	NOC Skill Level B	341	19.4	17
5.	67	Service support and other service occupations, n.e.c.	NOC Skill Level D	331	19.2	17
6.	44	Care providers and educational, legal and public protection support occupations	NOC Skill Level C	282	22.0	17
7.	72	Industrial, electrical and construction trades	NOC Skill Level B	281	22.7	17
8.	75	Transport and heavy equipment operation and related maintenance occupations	NOC Skill Level C	254	17.8	17
9.	12	Administrative and financial supervisors and administrative occupations	NOC Skill Level B	250	19.6	17
10.	06	Middle management occupations in retail and wholesale trade and customer services	NOC Skill Level A	241	23.3	17
11.	42	Paraprofessional occupations in legal, social, community and education services	NOC Skill Level B	192	19.2	17
12.	74	Other installers, repairers and servicers and material handlers	NOC Skill Level C	188	18.0	17
13.	73	Maintenance and equipment operation trades	NOC Skill Level B	180	23.3	17
14.	14	Office support occupations	NOC Skill Level C	177	18.2	17
15.	62	Retail sales supervisors and specialized sales occupations	NOC Skill Level B	171	24.8	17
16.	66	Sales support occupations	NOC Skill Level D	140	17.3	17
17.	31	Professional occupations in health (except nursing)	NOC Skill Level A	132	18.4	17
18.	22	Technical occupations related to natural and applied sciences	NOC Skill Level B	125	21.5	17
19.	11	Professional occupations in business and finance	NOC Skill Level A	125	17.2	17
20.	34	Assisting occupations in support of health services	NOC Skill Level C	106	20.8	17
21.	15	Distribution, tracking and scheduling co-ordination occupations	NOC Skill Level C	103	16.3	17
22.	52	Technical occupations in art, culture, recreation and sport	NOC Skill Level B	90	21.7	17
23.	41	Professional occupations in law and social, community and government services	NOC Skill Level A	86	18.3	17
24.	21	Professional occupations in natural and applied sciences	NOC Skill Level A	77	22.2	17
25.	01	Senior managers - construction, transportation, production and utilities	NOC Skill Level A	76	22.4	17
26.	76	Trades helpers, construction labourers and related occupations	NOC Skill Level D	72	21.8	17
27.	30	Professional occupations in nursing	NOC Skill Level A	55	19.3	17
					1 - 43 / 43	< >

MULTILINGUAL JOB POSTINGS BY THE NUMBERS

ACTIVE POSTINGS	NEW POSTINGS	COMPANIES	JOB LANGUAGES
909	0	539	7

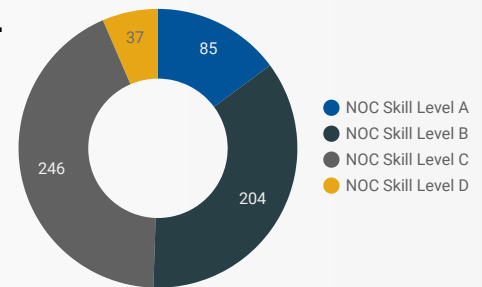
OF DAYS POSTED

AVERAGE	MEDIAN
17.8	17

MULTILINGUAL JOB POSTINGS BY SKILL LEVEL

What language skills are employers looking for by occupational skill level?

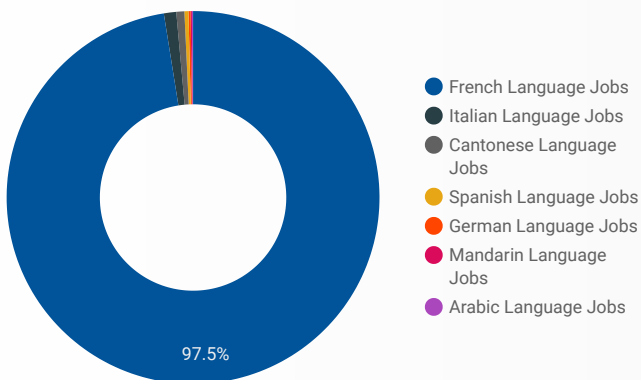
- 85 Skill Level A - Management/ Professional Occupations usually requiring University
- 204 Skill Level B - Usually college education or apprenticeship training
- 246 Skill Level C - Usually secondary education or occupation-specific training
- 37 Skill Level D - Usually on-the-job training



JOB LANGUAGE	NOC Skill Level D	NOC Skill Level A	NOC Skill Level B	NOC Skill Level C
French Language Jobs	36	83	202	237
Italian Language Jobs	1		2	5
Cantonese Language Jobs		1		3
Mandarin Language Jobs		1		
German Language Jobs				1

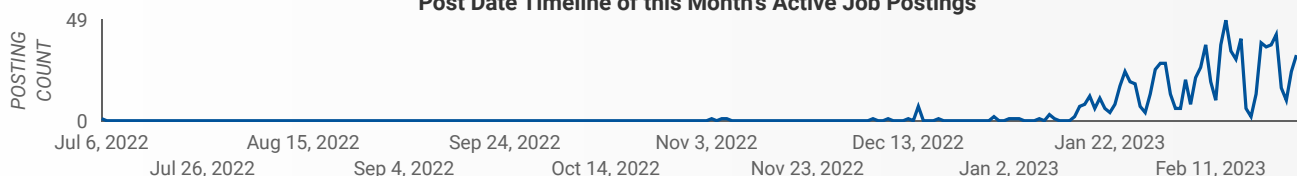
LANGUAGE SKILLS BREAKDOWN

Which kinds of language skills do employers seek?



JOB LANGUAGES	POSTING COUNT
1. French Language Jobs	884
2. Cantonese Language Jobs	10
3. Italian Language Jobs	9
4. Spanish Language Jobs	3
5. German Language Jobs	1
6. Mandarin Language Jobs	1
7. Arabic Language Jobs	1

Post Date Timeline of this Month's Active Job Postings



LANGUAGE SKILLS BEING RECRUITED BY JOB CATEGORY

What language skills are sought by 1-Digit NOC?

BROAD OCCUPATIONAL CATEGORY	French Lang...	Italian Lang...	Cantonese L...	Mandarin La...	German Lan...	Grand total
Trades, transport and equipment operators ...	97					97
Sales and service occupations	153	8	3		1	165
Occupations in manufacturing and utilities	9					9
Occupations in education, law and social, c...	63					63
Occupations in art, culture, recreation and s...	18					18
Natural resources, agriculture and related p...	5					5
Natural and applied sciences and related o...	28					28
Management occupations	35			1		36
Health occupations	56		1			57
Business, finance and administration occup...	94					94
Grand total	558	8	4	1	1	572

MULTILINGUAL JOB POSTINGS BY COMMUNITY

What language skills are sought by 4-Digit NOC?

	MUNICIPALITY	JOB LANGUAGES ▾	AVG POSTING LENGTH IN DAYS	MEDIAN POSTING LENGTH IN DAYS
1.	Barrie	339	17.2	17
2.	Midland	89	16.4	17
3.	Collingwood	79	17.8	17
4.	Orillia	75	17.0	17
5.	New Tecumseth	60	19.1	17
6.	Penetanguishene	46	18.1	17
7.	Innisfil	42	17.0	17
8.	Bradford West Gwillimbury	30	16.8	17
9.	Springwater	23	25.6	17
10.	Essa	23	22.9	17
11.	Severn	20	17.0	17
12.	Ramara	18	17.6	17
13.	Wasaga Beach	15	23.1	17
14.	Oro-Medonte	14	15.1	17
15.	Clearview	12	17.0	17
16.	Borden	11	17.0	17

LANGUAGE DEMAND BY JOB

What language skills are sought by 4-Digit NOC?

4 DIGIT NOC NAME	POSTINGS
1. Retail salespersons	48
2. Home support workers housekeepers and re...	22
3. Cooks	22
4. Material handlers	21
5. Other customer and information services rep...	19
6. Administrative assistants	18
7. Licensed practical nurses	16
8. Transport truck drivers	16
9. Food and beverage servers	15
10. Light duty cleaners	15
11. Landscape and horticulture technicians and ...	13
12. Program leaders and instructors in recreatio...	11
13. Receptionists	11
14. Early childhood educators and assistants	10
15. Social and community service workers	10
16. Retail and wholesale trade managers	8
17. Food counter attendants kitchen helpers an...	7
18. Other medical technologists and technicians ...	7
19. General office support workers	7
20. Family marriage and other related counsellors	7
21. Bartenders	7
22. Accounting technicians and bookkeepers	6
23. Social workers	6
24. Restaurant and food service managers	6
25. Chefs	6
26. Janitors caretakers and building superintend...	6
27. Delivery and courier service drivers	6
28. Bus drivers subway operators and other tran...	6
29. Welders and related machine operators	6
30. Automotive service technicians truck and bu...	5
31. Dental assistants	5
32. Shippers and receivers	5
1 - 100 / 150	< >

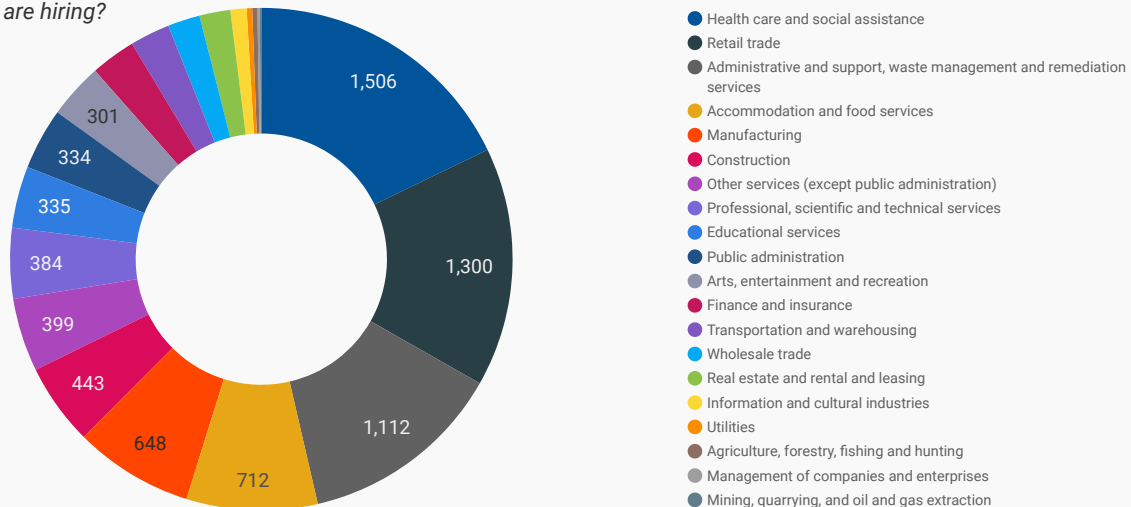
MULTILINGUAL HIRING EMPLOYERS

Which employers are seeking multilingual candidates?

COMPANY	POSTINGS
1. Waypoint Centre for Mental Health Care	28
2. Georgian Bay General Hospital Foundation	24
3. Georgian Bay General Hospital	20
4. Simcoe County District School Board	17
5. La CÎA©	15
6. The Better Together Group of Companies	11
7. Nottawasaga Inn Resort	9
8. Various Ministries	9
9. Canadian Mental Health Association, Simcoe County Branch	8
10. Sensity Deafblind & Sensory Support Network of Canada	7
11. Oak Bay Golf Club	7
12. Landmark Bus Lines	7
13. Avery HR	6
14. The Staffing Connection	6
15. Martyrs' Shrine	6
16. The Corporation of the Township of Tiny	6
17. Canadian Mental Health Association, Simcoe County	6
18. County of Simcoe	6
19. Lighthouse Group	5
20. The Elden of Bradford	5
21. Bell Canada	5
22. Montanas BBQ and Bar	5
23. CLH Developmental Support Services	5
24. National Defence	5
25. ESS Direct Inc.	5
26. Charlebois Haulage and Excavating	4
27. MacLean Engineering & Marketing Co Limited	4
28. Simcoe Parts Service Inc.	4
29. Confidential	4
30. A&W Restaurants (South Barrie)	4
1 - 50 / 539	< >

TOP HIRING SECTORS BY 2-DIGIT NAICS CODE

What sectors are hiring?



	2-DIGIT NAICS LABEL	NAICS CODE	POSTING COUNT	AVG POSTING LENGTH IN DAYS	MEDIAN POSTING LENGTH IN DAYS
1.	Health care and social assistance	62	1,506	19.7	17
2.	Retail trade	44-45	1,300	19.3	17
3.	Administrative and support, waste management and remediation services	56	1,112	18.4	17
4.	Accommodation and food services	72	712	28.3	17
5.	Manufacturing	31-33	648	19.4	17
6.	Construction	23	443	22.9	17
7.	Other services (except public administration)	81	399	19.0	17
8.	Professional, scientific and technical services	54	384	22.1	17
9.	Educational services	61	335	17.1	17
10.	Public administration	91	334	19.8	17
11.	Arts, entertainment and recreation	71	301	18.1	17
12.	Finance and insurance	52	245	16.7	17
13.	Transportation and warehousing	48-49	217	19.2	17
14.	Wholesale trade	41	175	18.6	17
15.	Real estate and rental and leasing	53	168	17.7	17
16.	Information and cultural industries	51	88	19.8	17
17.	Utilities	22	30	15.4	17
18.	Agriculture, forestry, fishing and hunting	11	28	33.6	17
19.	Management of companies and enterprises	55	13	13.6	17
20.	Mining, quarrying, and oil and gas extraction	21	8	16.8	17

NOTE: NAICS code 56 includes Employment Agencies. Manufacturing includes codes 31-33, Retail Trade includes codes 44-45 and Transportation and Warehousing includes codes 48-49.

TOP HIRING SECTORS BY 3-DIGIT NAICS CODE

What sectors are hiring?

	3-DIGIT NAICS LABEL	NAICS CODE	POSTING COUNT ▾	AVG POSTING LENGTH IN DAYS	MEDIAN POSTING LENGTH IN DAYS
1.	Administrative and support services	561	1,040	18.4	17
2.	Ambulatory health care services	621	554	19.4	17
3.	Food services and drinking places	722	554	30.0	17
4.	Nursing and residential care facilities	623	395	22.0	17
5.	Professional, scientific and technical services	541	384	22.1	17
6.	Educational services	611	335	17.1	17
7.	Specialty trade contractors	238	316	23.5	17
8.	Hospitals	622	301	18.3	17
9.	Food and beverage stores	445	279	19.1	17
10.	Social assistance	624	256	18.7	17
11.	Amusement, gambling and recreation industries	713	253	18.5	17
12.	Building material and garden equipment and supplies dealers	444	233	15.5	17
13.	Local, municipal and regional public administration	913	210	17.3	17
14.	Credit intermediation and related activities	522	173	16.2	17
15.	Accommodation services	721	158	23.0	17
16.	Motor vehicle and parts dealers	441	150	17.3	17
17.	Repair and maintenance	811	144	19.8	17
18.	Health and personal care stores	446	136	17.0	17
19.	Miscellaneous store retailers	453	132	17.0	17
20.	Personal and laundry services	812	124	18.1	17
21.	Clothing and clothing accessories stores	448	123	19.1	17
22.	Religious, grant-making, civic, and professional and similar organizations	813	110	17.0	17
23.	Real estate	531	107	16.3	17
24.	Machinery manufacturing	333	102	19.1	17
25.	General merchandise stores	452	100	18.9	17
26.	Plastics and rubber products manufacturing	326	87	17.0	17
27.	Provincial and territorial public administration	912	80	26.8	17
28.	Miscellaneous manufacturing	339	72	16.4	17
29.	Waste management and remediation services	562	72	18.6	17
30.	Construction of buildings	236	69	25.3	17
31.	Truck transportation	484	65	19.7	17
					1 - 50 / 88 < >

TOP HIRING SECTORS BY 4-DIGIT NAICS CODE

What sectors are hiring?

	4-DIGIT NAICS LABEL	NAICS CODE	POSTING COUNT ▾	AVG POSTING LENGTH IN DAYS	MEDIAN POSTING LENGTH IN DAYS
1.	Employment services	5613	703	18.4	17
2.	Full-service restaurants and limited-service eating places	7225	507	30.8	17
3.	Community care facilities for the elderly	6233	317	22.4	17
4.	General medical and surgical hospitals	6221	301	18.3	17
5.	Grocery stores	4451	256	17.8	17
6.	Services to buildings and dwellings	5617	233	18.4	17
7.	Elementary and secondary schools	6111	233	16.5	17
8.	Building material and supplies dealers	4441	213	15.3	17
9.	Other local, municipal and regional public administration	9139	205	17.0	17
10.	Offices of other health practitioners	6213	175	19.7	17
11.	Other amusement and recreation industries	7139	167	17.8	17
12.	Health and personal care stores	4461	136	17.0	17
13.	Individual and family services	6241	135	17.6	17
14.	Traveller accommodation	7211	131	23.2	17
15.	Home health care services	6216	123	19.6	17
16.	Depository credit intermediation	5221	122	15.6	14
17.	Automotive repair and maintenance	8111	116	18.8	17
18.	Offices of dentists	6212	116	16.9	17
19.	Clothing stores	4481	104	19.0	17
20.	Automobile dealers	4411	100	16.9	17
21.	Child day-care services	6244	94	20.1	17
22.	Personal care services	8121	92	18.3	17
23.	Building finishing contractors	2383	88	24.8	17
24.	Plastic product manufacturing	3261	87	17.0	17
25.	Building equipment contractors	2382	87	25.0	17
26.	Architectural, engineering and related services	5413	87	20.2	17
27.	Gambling industries	7132	85	19.5	17
28.	Advertising, public relations, and related services	5418	81	24.2	17
29.	Foundation, structure, and building exterior contractors	2381	78	24.7	17
30.	Other provincial and territorial public administration	9129	76	27.6	17
31.	Other specialty trade contractors	2389	63	16.7	17
					1 - 50 / 238 < >

TOP HIRING SECTORS BY 5-DIGIT NAICS CODE

What sectors are hiring?

	5-DIGIT NAICS LABEL	NAICS_5	POSTING COUNT	AVG POSTING LENGTH IN DAYS	MEDIAN POSTING LENGTH IN DAYS
1.	Employment placement agencies and executive search services	56131	693	18.3	17
2.	Full-service restaurants and limited-service eating places	72251	507	30.8	17
3.	Community care facilities for the elderly	62331	317	22.4	17
4.	General medical and surgical hospitals	62211	301	18.3	17
5.	Supermarkets and other grocery (except convenience) stores	44511	248	17.5	17
6.	Elementary and secondary schools	61111	233	16.5	17
7.	Other local, municipal and regional public administration	91391	205	17.0	17
8.	Home centres	44411	187	15.2	17
9.	Hotels (except casino hotels) and motels	72111	130	23.3	17
10.	Home health care services	62161	123	19.6	17
11.	Landscaping services	56173	123	18.1	17
12.	Banking	52211	122	15.6	14
13.	Offices of dentists	62121	116	16.9	17
14.	New car dealers	44111	98	16.9	17
15.	Child day-care services	62441	94	20.1	17
16.	Casinos (except casino hotels)	71321	83	19.6	17
17.	Janitorial services	56172	80	19.3	17
18.	Pharmacies and drug stores	44611	77	16.9	17
19.	Other provincial and territorial public administration	91291	76	27.6	17
20.	Offices of mental health practitioners (except physicians)	62133	74	16.0	17
21.	Other automotive repair and maintenance	81119	73	18.0	17
22.	Hair care and esthetic services	81211	72	17.6	17
23.	Fitness and recreational sports centres	71394	70	17.2	17
24.	All other miscellaneous store retailers	45399	60	18.3	17
25.	Department stores	45211	60	16.6	17
26.	Medical equipment and supplies manufacturing	33911	60	16.5	17
27.	Advertising agencies	54181	59	26.0	17
28.	Golf courses and country clubs	71391	59	16.5	17
29.	Child and youth services	62411	58	18.4	17
30.	Engineering services	54133	56	18.8	17
31.	All other specialty trade contractors	23899	54	16.8	17
					1 - 50 / 399 < >

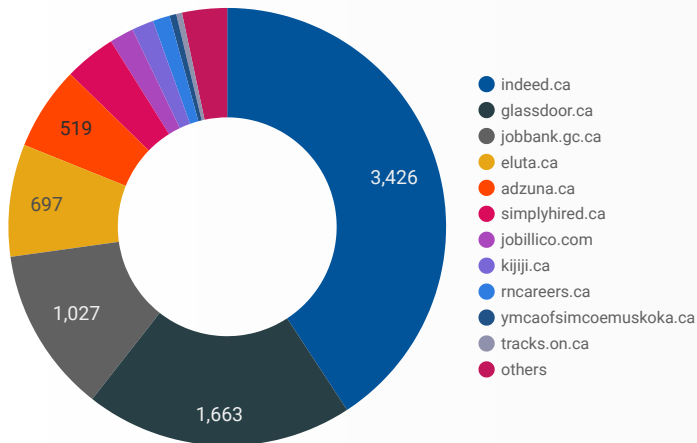
TOP HIRING SECTORS BY 6-DIGIT NAICS CODE

What sectors are hiring?

	6-DIGIT NAICS LABEL	NAICS CODE	POSTING COUNT ▼	AVG POSTING LENGTH IN DAYS	MEDIAN POSTING LENGTH IN DAYS
1.	Employment placement agencies and executive search services	561310	693	18.3	17
2.	Community care facilities for the elderly	623310	317	22.4	17
3.	General (except paediatric) hospitals	622111	301	18.3	17
4.	Limited-service eating places	722512	291	32.3	17
5.	Supermarkets and other grocery (except convenience) stores	445110	248	17.5	17
6.	Elementary and secondary schools	611110	233	16.5	17
7.	Full-service restaurants	722511	216	28.8	17
8.	Other local, municipal and regional public administration	913910	205	17.0	17
9.	Home centres	444110	187	15.2	17
10.	Landscaping services	561730	123	18.1	17
11.	Home health care services	621610	123	19.6	17
12.	Offices of dentists	621210	116	16.9	17
13.	Corporate and institutional banking industry	522112	107	15.4	15.5
14.	New car dealers	441110	98	16.9	17
15.	Child day-care services	624410	94	20.1	17
16.	Casinos (except casino hotels)	713210	83	19.6	17
17.	Resorts	721113	81	20.7	17
18.	Pharmacies and drug stores	446110	77	16.9	17
19.	Other provincial and territorial public administration	912910	76	27.6	17
20.	Offices of mental health practitioners (except physicians)	621330	74	16.0	17
21.	Janitorial services (except window cleaning)	561722	72	19.5	17
22.	All other automotive repair and maintenance	811199	71	18.0	17
23.	Fitness and recreational sports centres	713940	70	17.2	17
24.	Medical equipment and supplies manufacturing	339110	60	16.5	17
25.	Department stores	452110	60	16.6	17
26.	Golf courses and country clubs	713910	59	16.5	17
27.	Advertising agencies	541810	59	26.0	17
28.	Child and youth services	624110	58	18.4	17
29.	Engineering services	541330	56	18.8	17
30.	Community colleges and C.E.G.E.P.s	611210	54	17.8	17
31.	All other specialist trade contractors	822222	54	16.8	17

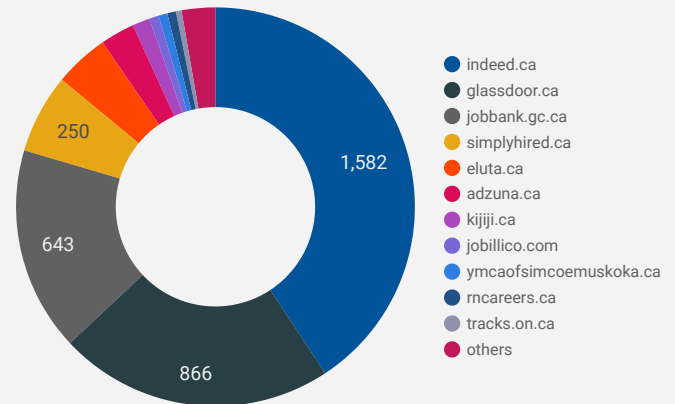
JOB POSTINGS BY JOB BOARD

What share of unique job postings appear on each job board?



COMPANIES BY JOB BOARD

What share of unique job postings appear on each job board?



JOB POSTING DETAILS BY JOB BOARD

How does job posting activity differ by job board?

	JOB BOARD	POSTING COUNT ▾	AVG POSTING LENGTH IN DAYS	MEDIAN POSTING LENGTH IN DAYS	# OF COMPANIES
1.	indeed.ca	3,426	16.7	17	1,582
2.	glassdoor.ca	1,663	17.0	17	866
3.	jobbank.gc.ca	1,027	41.1	30	643
4.	eluta.ca	697	17.0	17	172
5.	adzuna.ca	519	14.0	14	108
6.	simplyhired.ca	320	16.8	17	250
7.	jobillico.com	150	24.2	21	30
8.	kijiji.ca	136	15.0	15	55
9.	rncareers.ca	106	36.2	20	27
10.	ymcaofsimcoemuskoka.ca	42	31.1	31	28
11.	tracks.on.ca	36	25.0	30	18
12.	agilec.ca	32	30.8	22	14
13.	barriecareercentre.com	31	44.3	42	14
14.	network.applytoeducation.com	27	3.7	2	3
15.	randstad.ca	27	16.2	10	1
16.	jobboard.focuscdc.on.ca	24	29.5	30	8
17.	gojobs.gov.on.ca	24	43.6	54	8
18.	localwork.ca	21	27.0	30	11