



# JOB DEMAND REPORT

## JANUARY 2023

### HIGHLIGHTS

#### JOB POSTINGS BY THE NUMBERS

POSTING COUNT	NEW THIS MONTH	COMPANIES	JOB BOARDS
8,692	5,581	2,897	28

#### # OF DAYS POSTED

AVERAGE	MEDIAN
20.9	17

### REPORT BUILDER

The default filter selection below will show all job demand data for the month. You can use the filters to create a customized report for the purpose of understanding a subset of the data.

#### OCCUPATION FILTERS

SKILL TYPE NAME / 1-DIGIT NOC	▼
MAJOR GROUP / 2-DIGIT NOC	▼
MINOR GROUP / 3-DIGIT NOC	▼
UNIT GROUP / 4-DIGIT NOC	▼
SKILL LEVEL	▼
JOB TYPE	▼
JOB DURATION	▼
ADDITIONAL LANGUAGE	▼
SPECIFIC JOB TAGS	▼

#### INDUSTRY/SECTOR FILTERS

HIRING SECTOR BY 2-DIGIT NAICS CODE	▼
HIRING SECTOR BY 3-DIGIT NAICS CODE	▼
HIRING SECTOR BY 4-DIGIT NAICS CODE	▼
HIRING SECTOR BY 5-DIGIT NAICS CODE	▼
HIRING SECTOR BY 6-DIGIT NAICS CODE	▼

#### OTHER FILTERS

JOB BOARD	▼
MUNICIPALITY	▼

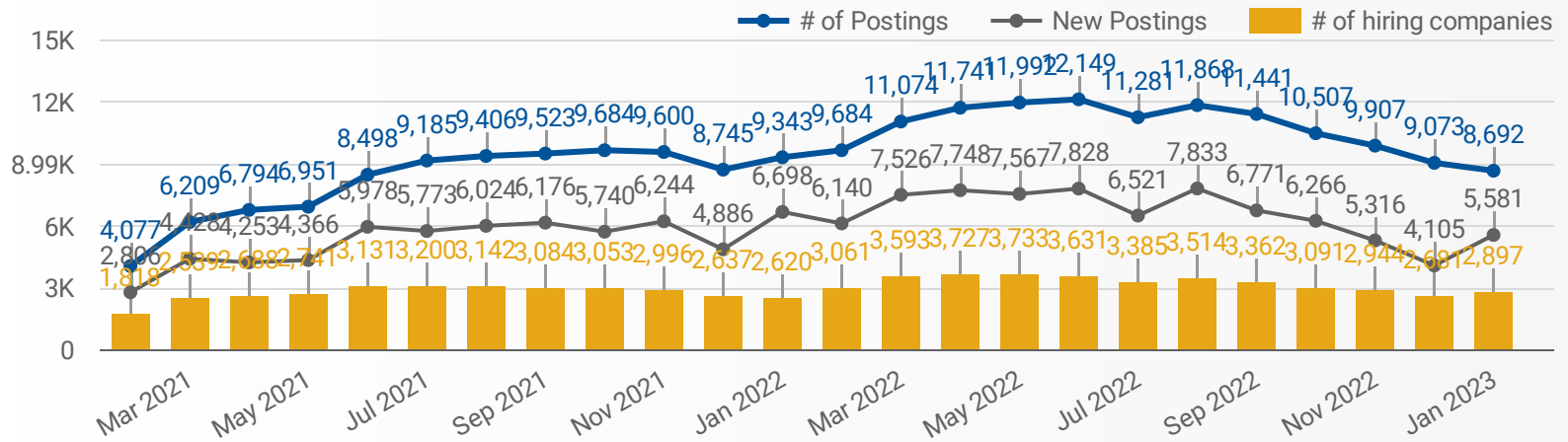
NOC = National Occupation Classification | NAICS = North American Industry Classification System

**Source:**

Job posting data collected by Work in Simcoe County from job boards and employer websites who recruit candidates in Simcoe County.

## JOB POSTINGS BY MONTH FOR SIMCOE COUNTY

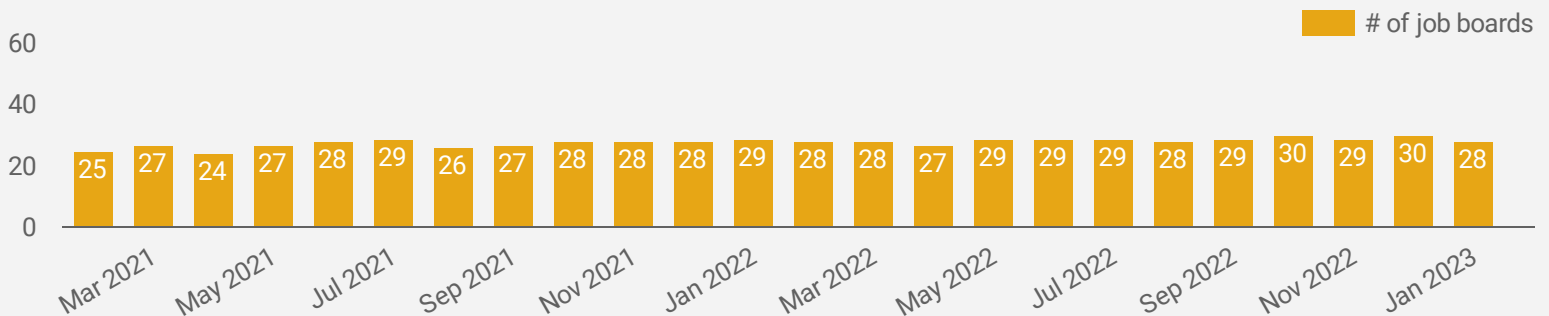
How many job postings were active for at least 1 day this month?



NOTE: This graph cannot be filtered using the controls on the cover page

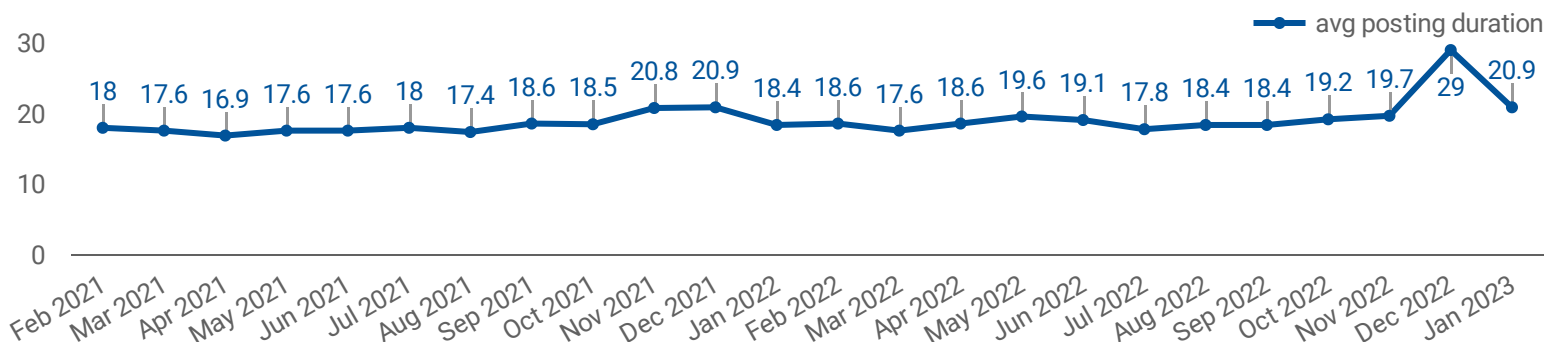
## NUMBER OF ACTIVE JOB BOARDS

How many job postings were active for at least 1 day this month on these job boards?



## AVERAGE POSTING LENGTH BY DAYS

How long are employers having to recruit for to find candidates to fill their job vacancies?



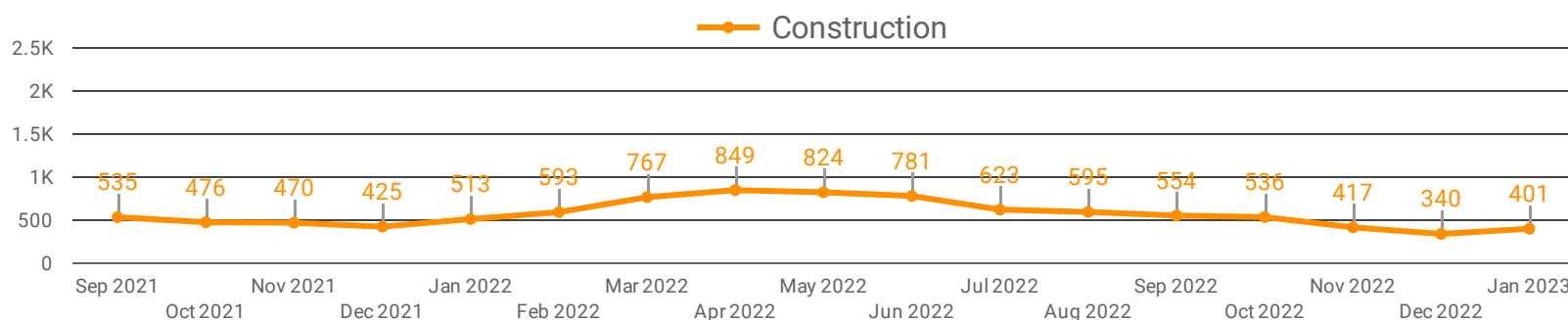
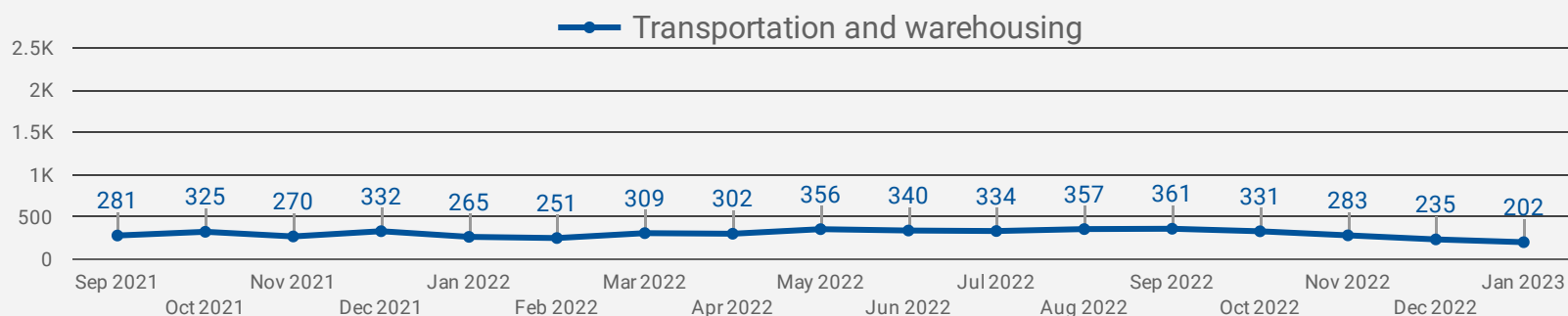
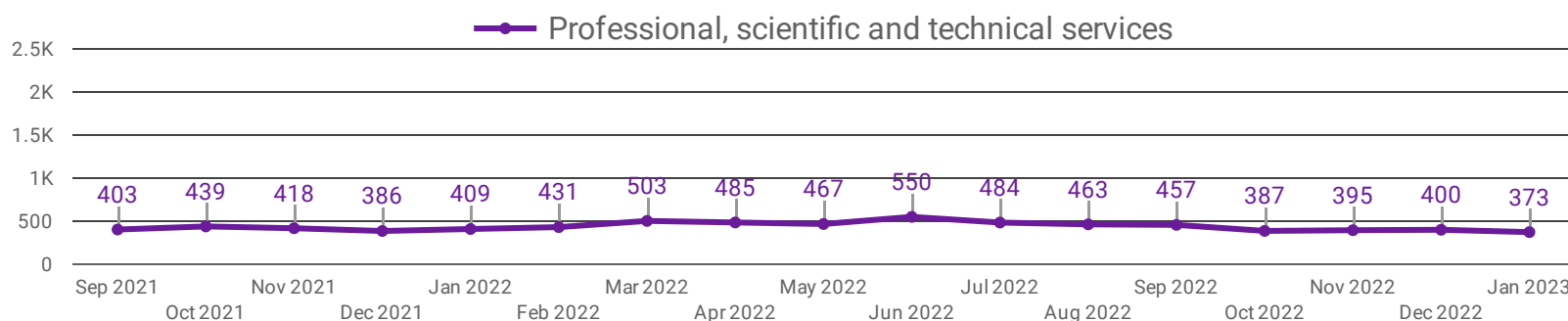
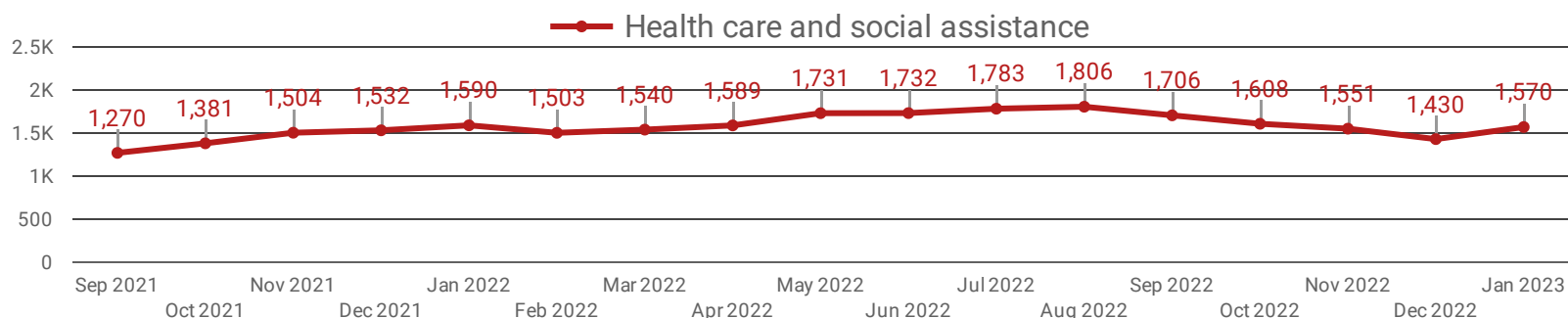
## POST DATE TIMELINE FOR THIS MONTH'S ACTIVE JOB POSTINGS

How many job postings were active for at least 1 day this month?



## DEMAND BY KEY SECTOR FOR SIMCOE COUNTY

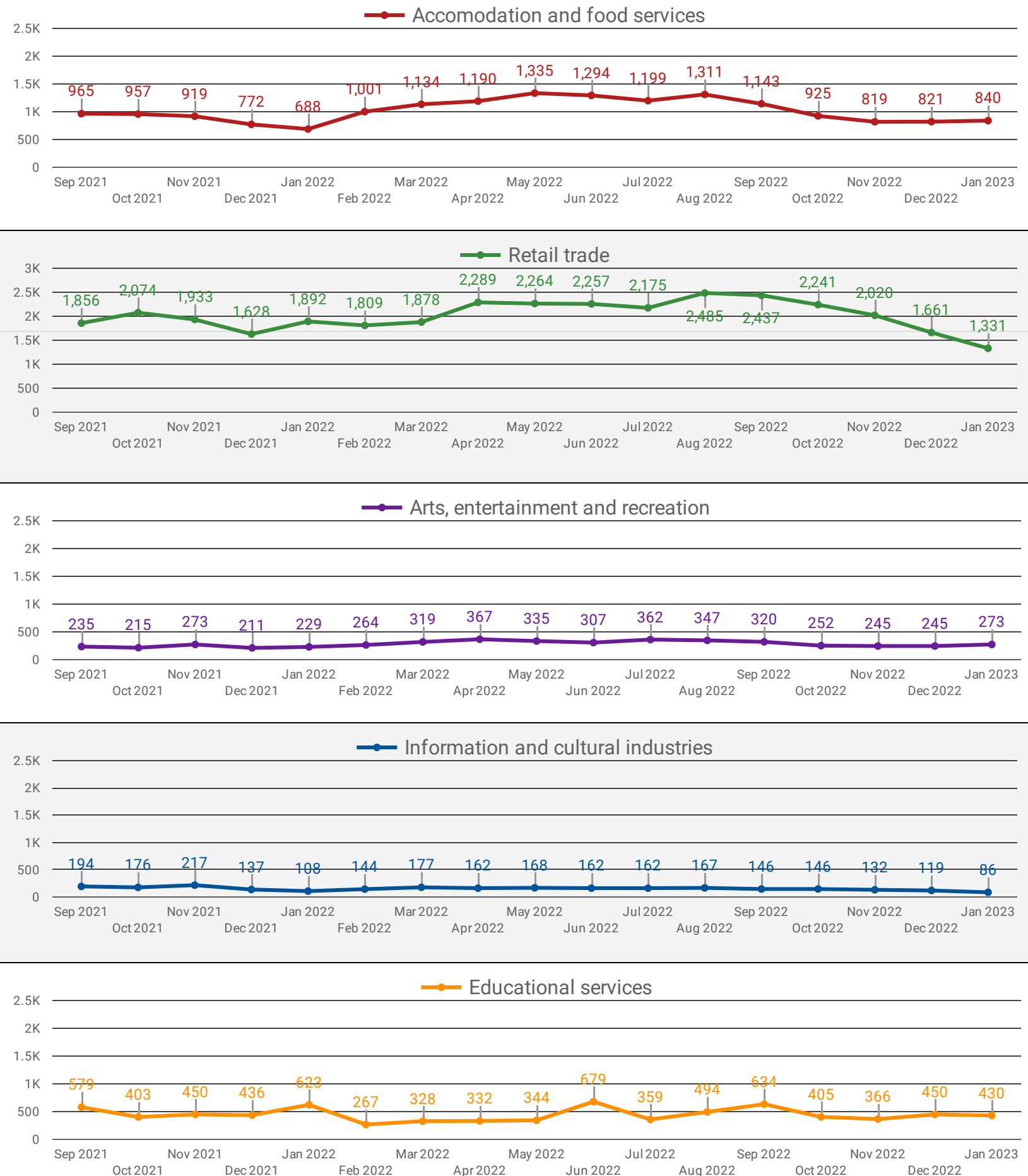
How many job postings were active for at least 1 day this month by sector?



NOTE: This graph cannot be filtered using the controls on the cover page

## DEMAND BY IMPACTED SECTOR FOR SIMCOE COUNTY

How many job postings were active for at least 1 day this month by sector?



NOTE: This graph cannot be filtered using the controls on the cover page

## JOB POSTINGS BY COMMUNITY

How many job postings were active for at least 1 day this month?

	COMMUNITY	POSTING COUNT	AVG POSTING LENGTH IN DAYS	MEDIAN POSTING LENGTH IN DAYS
1.	Barrie	3,748	19.0	17
2.	Orillia	832	18.9	17
3.	Collingwood	789	18.4	17
4.	New Tecumseth	556	25.7	17
5.	Bradford West Gwillimbury	514	18.6	17
6.	Midland	486	25.4	17
7.	Innisfil	461	19.8	17
8.	Springwater	172	19.2	17
9.	Penetanguishene	169	24.3	17
10.	Ramara	153	21.3	17
11.	Essa	151	16.5	17
12.	Wasaga Beach	136	25.6	17
13.	Clearview	129	28.2	17
14.	Severn	86	23.3	17
15.	Oro-Medonte	67	17.3	17
16.	Tay	41	46.8	17
17.	Borden	27	29.9	17
18.	Adjala-Tosorontio	23	17.0	17
19.	Tiny	13	47.7	17

1 - 19 / 19

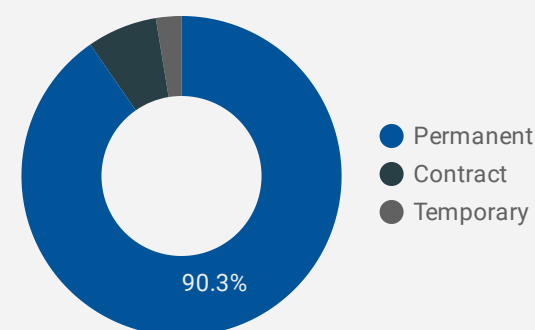
## JOB TYPE

Full-time vs Part-time



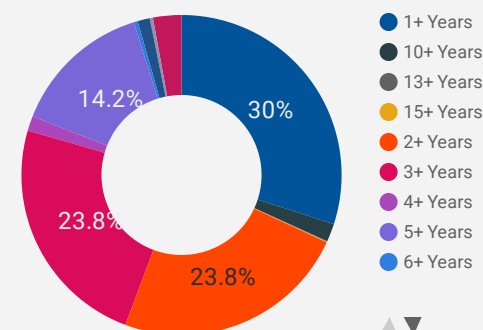
## JOB DURATION

Permanency of jobs posted



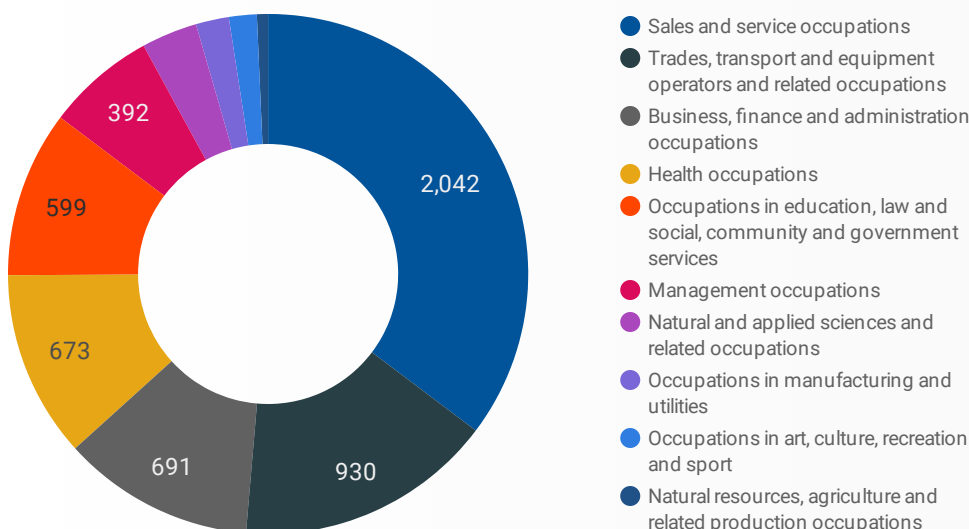
## JOB EXPERIENCE LEVEL

Job Postings by Experience Level Required



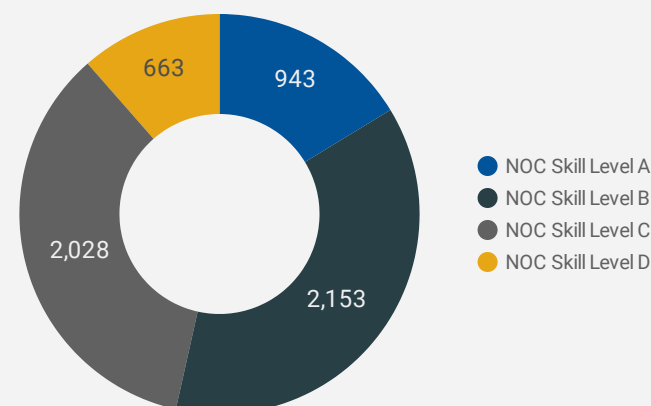
## JOB POSTINGS BY JOB CATEGORY

What broad occupational category is being recruited?



## JOB POSTINGS BY SKILL LEVEL

What education do occupations typically require?



Skill Level A = Usually University education | Skill Level B = Usually College education or Apprenticeship training | Skill Level C = Usually Secondary education or occupation-specific training | Skill Level D = Usually on-the-job training

## TOP HIRING EMPLOYERS & AGENCIES

*Who is hiring?*












	COMPANY	COMMUNITY	POSTINGS COUNT ▾	AVG POSTING LENGTH IN DAYS	MEDIAN POSTING LENGTH IN DAYS
1.	Simcoe County District School Board	Barrie	117	15.6	17
2.	Royal Victoria Regional Health Centre	Barrie	100	17.7	17
3.	Friday Harbour Resort	Innisfil	68	15.7	17
4.	Sienna Senior Living	Barrie	58	18.8	17
5.	Georgian Bay General Hospital	Midland	58	18.4	17
6.	Collingwood General & Marine Hospital	Collingwood	58	15.4	12
7.	Waypoint Centre for Mental Health Care	Penetanguishene	47	16.9	17
8.	Orillia Soldiers' Memorial Hospital	Orillia	47	17.0	17
9.	City of Barrie	Barrie	46	17.2	17
10.	Georgian College	Barrie	41	17.0	17
11.	Simcoe County District School Board	Springwater	34	21.0	17
12.	Collingwood General and Marine Hospital	Collingwood	30	16.0	17
13.	Vins Plastics	Bradford West Gwillimbury	28	16.6	17
14.	Mill Creek Care Centre	Barrie	27	17.4	17
15.	Express Employment Professionals	Barrie	27	19.3	17
16.	Simcoe County District School Board	New Tecumseth	27	16.0	16
17.	Canadian Forces Morale and Welfare Services - CFMWS	Essa	26	18.5	17
18.	Simcoe County District School Board	Bradford West Gwillimbury	25	13.0	17
19.	Loblaw Companies Limited	Barrie	25	17.4	17
20.	Baxter International	New Tecumseth	24	18.1	17
21.	Loblaw Companies Ltd.	Barrie	24	17.0	17
22.	Loblaw Companies	Barrie	24	14.0	14
23.	Nottawasaga Inn Resort	New Tecumseth	22	23.7	17
24.	County of Simcoe	Springwater	22	16.6	17
25.	Scotiabank	Barrie	22	15.8	17
26.	Sienna Senior Living	Bradford West Gwillimbury	21	19.1	17
27.	Georgian Bay General Hospital Foundation	Midland	21	14.0	14
28.	City of Orillia	Orillia	20	17.3	17
29.	Loblaw Companies Limited	Collingwood	20	18.5	17
30.	Casino Rama Resort	Ramara	20	16.8	17

## TOP HOURLY WAGES IN JOB POSTINGS

What are employers willing to pay to find the perfect candidate?






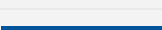





# of Minimum Wage Jobs

182

	JOB TITLE	COMPANY	LOCATION	HOURLY WAGE ▾
1.	Optometrist	Optica nova	Barrie	170 
2.	Dental Hygienist-self Initiated	ON-SITE SPECIALISTS	Barrie	150 
3.	Registered Psychotherapist	Psychology Matters	Barrie	110 
4.	Project Manager/leader - Orillia (10 Yrs Exp)	Isheva Inc	Orillia	110 
5.	Physiotherapist	Good Wellness	Barrie	110 
6.	Senior Project Manager - Hybrid Remote	CQ Search Group Ltd.	Orillia	105 
7.	Av Technician	Auxe	Barrie	100 
8.	In-person/hybrid Psychotherapist (private Practice; Independent Contractor)	Inner Growth Counselling & Psychotherapy	Barrie	100 
9.	Registered Massage Therapist (south End Location)	Impact Healthcare, ON	Barrie	97 
10.	In Person Registered Psychotherapist For Busy Private Practice	Therapy Heals Inc.	New Tecumseth	90 
11.	Apm Process Analytics	Adecco	Barrie	90 
				1 - 100 / 1925 < >

## TOP SALARIES IN JOB POSTINGS

What are employers willing to pay to find the perfect candidate?

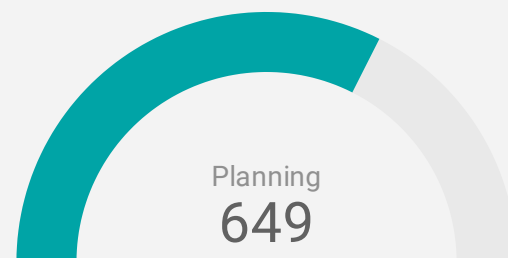
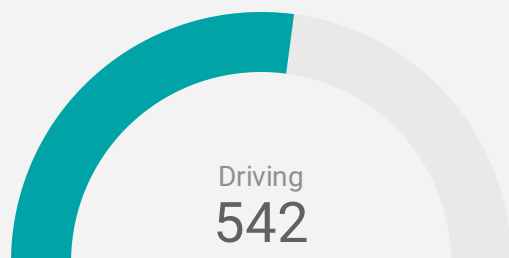
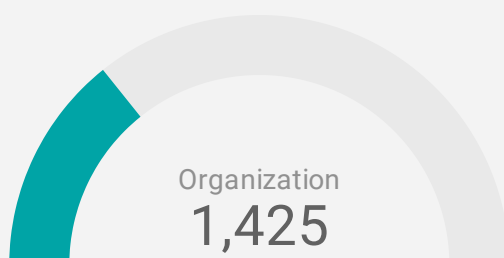
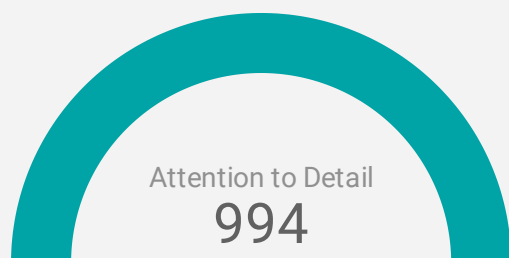
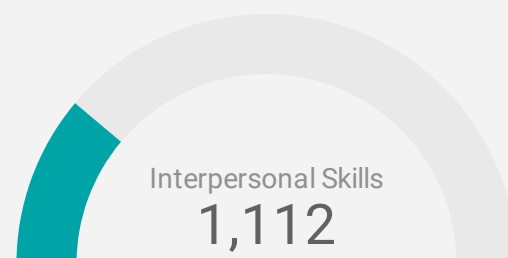
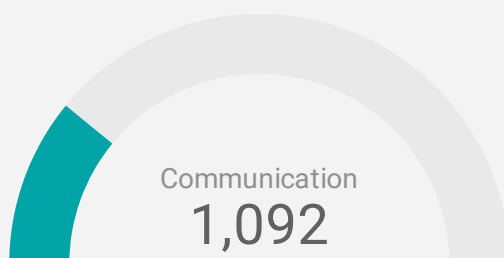
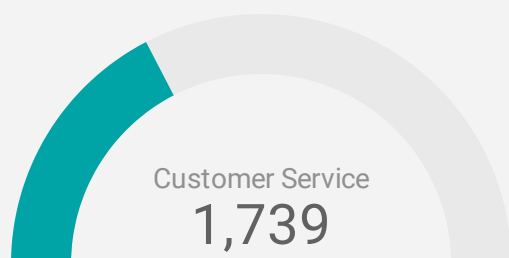
	JOB TITLE	COMPANY	LOCATION	ANNUAL SALARY ▾
1.	Associate Dentist	The Tooth Corner	Barrie	311,812 
2.	Associate Dentist	Summerlyn Dental Office	Bradford West Gwillimbury	300,000 
3.	Associate Dentist	White Cedar Dental	Barrie	300,000 
4.	Associate Optometrist Needed In Barrie	Dr. Gill Professional Corp	Barrie	250,000 
5.	Product Specialist	Pride Marine Group Ltd.	Orillia	250,000 
6.	Family Law Lawyer	Galbraith Family Law Professional Corporation	Barrie	200,000 
7.	Sales And Leasing Consultant	Jim Wilson Chevrolet Buick GMC	Orillia	200,000 
8.	Az Owner Operator	Warren Gibson Limited	New Tecumseth	180,000 
9.	Associate Family Lawyer	Faulkner & Van Barneveld Professional Corp.	Barrie	175,000 
10.	Senior Software Developer - Robotic Arm Control	Impossible Mining	Collingwood	160,000 
11.	Visual Merchandiser	CLM LTD INC	Barrie	150,000 
				1 - 100 / 2271 < >

## TOP IN-DEMAND SKILLS

How many times were these skills found in job postings?

ACTIVE JOB POSTINGS THIS MONTH

8,692

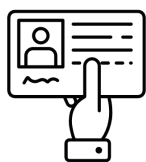


## KEY JOB REQUIREMENTS

How often are these requirements desired in job postings?

ACTIVE JOB POSTINGS THIS MONTH

8,692



Driver's License  
1,393



First Aid  
520



Regular Access to a Vehi  
361



Criminal Record Check  
850



Microsoft Office  
371



Food Safety  
116



## TOP OCCUPATIONS BY SKILL, FREQUENCY & DURATION

*What jobs are in-demand and/or hard to fill?*

	4 DIGIT NOC	4 DIGIT NOC NAME	SKILL LEVEL	POSTING COUNT	AVG POSTING LENGTH IN DAYS	MEDIAN POSTING LENGTH IN DAYS
1.	6421	Retail salespersons	NOC Skill Level C	444	19.1	17
2.	4412	Home support workers  housekeepers and related occupations	NOC Skill Level C	249	21.7	17
3.	6322	Cooks	NOC Skill Level B	217	34.6	17
4.	6552	Other customer and information services representatives	NOC Skill Level C	167	17.5	17
5.	6711	Food counter attendants  kitchen helpers and related support occupations	NOC Skill Level D	152	21.7	17
6.	0621	Retail and wholesale trade managers	NOC Skill Level A	143	19.6	17
7.	1241	Administrative assistants	NOC Skill Level B	139	19.7	17
8.	3233	Licensed practical nurses	NOC Skill Level B	134	20.4	17
9.	6731	Light duty cleaners	NOC Skill Level D	122	22.8	17
10.	7452	Material handlers	NOC Skill Level C	115	22.7	17
11.	6311	Food service supervisors	NOC Skill Level B	112	51.1	22
12.	4212	Social and community service workers	NOC Skill Level B	104	17.8	17
13.	7511	Transport truck drivers	NOC Skill Level C	94	17.8	17
14.	6513	Food and beverage servers	NOC Skill Level C	87	18.5	17
15.	6622	Store shelf stockers  clerks and order fillers	NOC Skill Level D	83	15.4	16
16.	4214	Early childhood educators and assistants	NOC Skill Level B	81	23.0	17
17.	6211	Retail sales supervisors	NOC Skill Level B	74	24.7	17
18.	3012	Registered nurses and registered psychiatric nurses	NOC Skill Level A	68	17.8	17
19.	6611	Cashiers	NOC Skill Level D	66	26.1	17
20.	1414	Receptionists	NOC Skill Level C	66	16.3	17
21.	5254	Program leaders and instructors in recreation  sport and fitness	NOC Skill Level B	64	25.1	17
22.	7271	Carpenters	NOC Skill Level B	62	19.0	17
23.	6733	Janitors  caretakers and building superintendents	NOC Skill Level D	59	30.1	17
24.	0631	Restaurant and food service managers	NOC Skill Level A	57	30.3	17
25.	7514	Delivery and courier service drivers	NOC Skill Level C	57	16.6	17
26.	6541	Security guards and related security service occupations	NOC Skill Level C	56	17.8	17
27.	3219	Other medical technologists and technicians (except dental health)	NOC Skill Level B	56	16.8	17
28.	7321	Automotive service technicians  truck and bus mechanics and mechanical repairers	NOC Skill Level B	51	24.4	17
29.	7611	Construction trades helpers and labourers	NOC Skill Level D	47	19.5	17

## JOB POSTINGS BY 3-DIGIT NATIONAL OCCUPATION CLASSIFICATION

What jobs are hard to fill and/or in-demand?

	3 DIGIT NOC	3 DIGIT NOC NAME	SKILL LEVEL	POSTING COUNT ▼	AVG POSTING LENGTH IN DAYS	MEDIAN POSTING LENGTH IN DAYS
1.	642	Retail salespersons	NOC Skill Level C	444	19.1	17
2.	441	Home care providers and educational support occupations	NOC Skill Level C	278	21.8	17
3.	632	Chefs and cooks	NOC Skill Level B	249	32.5	17
4.	421	Paraprofessional occupations in legal, social, community and education services	NOC Skill Level B	214	19.9	17
5.	323	Other technical occupations in health care	NOC Skill Level B	205	19.5	17
6.	673	Cleaners	NOC Skill Level D	202	24.4	17
7.	751	Motor vehicle and transit drivers	NOC Skill Level C	188	17.7	17
8.	655	Customer and information services representatives	NOC Skill Level C	179	17.2	17
9.	124	Office administrative assistants - general, legal and medical	NOC Skill Level B	158	19.5	17
10.	651	Occupations in food and beverage service	NOC Skill Level C	153	21.7	17
11.	671	Food counter attendants, kitchen helpers and related support occupations	NOC Skill Level D	152	21.7	17
12.	062	Retail and wholesale trade managers	NOC Skill Level A	143	19.6	17
13.	631	Service supervisors	NOC Skill Level B	125	46.4	17
14.	745	Longshore workers and material handlers	NOC Skill Level C	116	22.7	17
15.	141	General office workers	NOC Skill Level C	106	16.9	17
16.	341	Assisting occupations in support of health services	NOC Skill Level C	105	22.4	17
17.	662	Other sales support and related occupations	NOC Skill Level D	102	15.7	16
18.	321	Medical technologists and technicians (except dental health)	NOC Skill Level B	102	17.0	17
19.	723	Machining, metal forming, shaping and erecting trades	NOC Skill Level B	91	21.0	17
20.	122	Administrative and regulatory occupations	NOC Skill Level B	90	22.4	17
21.	731	Machinery and transportation equipment mechanics (except motor vehicles)	NOC Skill Level B	88	19.6	17
22.	111	Auditors, accountants and investment professionals	NOC Skill Level A	81	20.9	17
23.	621	Retail sales supervisors	NOC Skill Level B	74	24.7	17
24.	525	Athletes, coaches, referees and related occupations	NOC Skill Level B	72	23.8	17
25.	152	Supply chain logistics, tracking and scheduling co-ordination occupations	NOC Skill Level C	70	18.1	17
26.	727	Carpenters and cabinetmakers	NOC Skill Level B	70	18.5	17
27.	301	Professional occupations in nursing	NOC Skill Level A	70	17.8	17
28.	661	Cashiers	NOC Skill Level D	66	26.1	17
29.	063	Managers in food service and accommodation	NOC Skill Level A	65	22.8	17

## JOB POSTINGS BY 2-DIGIT NATIONAL OCCUPATION CLASSIFICATION

*What jobs are hard to fill and/or in-demand?*

	2 DIGIT NOC	2 DIGIT NOC NAME	SKILL LEVEL	POSTING COUNT ▼	AVG POSTING LENGTH IN DAYS	MEDIAN POSTING LENGTH IN DAYS
1.	64	Sales representatives and salespersons - wholesale and retail trade	NOC Skill Level C	451	19.1	17
2.	65	Service representatives and other customer and personal services occupations	NOC Skill Level C	450	19.1	17
3.	63	Service supervisors and specialized service occupations	NOC Skill Level B	436	34.3	17
4.	67	Service support and other service occupations, n.e.c.	NOC Skill Level D	369	23.0	17
5.	32	Technical occupations in health	NOC Skill Level B	333	18.6	17
6.	72	Industrial, electrical and construction trades	NOC Skill Level B	313	19.7	17
7.	44	Care providers and educational, legal and public protection support occupations	NOC Skill Level C	282	21.8	17
8.	12	Administrative and financial supervisors and administrative occupations	NOC Skill Level B	260	20.4	17
9.	75	Transport and heavy equipment operation and related maintenance occupations	NOC Skill Level C	230	17.9	17
10.	06	Middle management occupations in retail and wholesale trade and customer services	NOC Skill Level A	225	22.7	17
11.	42	Paraprofessional occupations in legal, social, community and education services	NOC Skill Level B	214	19.9	17
12.	73	Maintenance and equipment operation trades	NOC Skill Level B	187	22.8	17
13.	14	Office support occupations	NOC Skill Level C	183	16.7	17
14.	66	Sales support occupations	NOC Skill Level D	168	19.4	17
15.	62	Retail sales supervisors and specialized sales occupations	NOC Skill Level B	168	18.4	17
16.	31	Professional occupations in health (except nursing)	NOC Skill Level A	165	17.8	17
17.	74	Other installers, repairers and servicers and material handlers	NOC Skill Level C	136	22.3	17
18.	22	Technical occupations related to natural and applied sciences	NOC Skill Level B	106	23.5	17
19.	11	Professional occupations in business and finance	NOC Skill Level A	106	20.4	17
20.	34	Assisting occupations in support of health services	NOC Skill Level C	105	22.4	17
21.	15	Distribution, tracking and scheduling co-ordination occupations	NOC Skill Level C	102	17.6	17
22.	21	Professional occupations in natural and applied sciences	NOC Skill Level A	95	20.2	17
23.	41	Professional occupations in law and social, community and government services	NOC Skill Level A	88	21.6	17
24.	52	Technical occupations in art, culture, recreation and sport	NOC Skill Level B	87	23.1	17
25.	01	Senior managers - construction, transportation, production and utilities	NOC Skill Level A	72	21.9	17
26.	30	Professional occupations in nursing	NOC Skill Level A	70	17.8	17
27.	76	Trades helpers, construction labourers and related occupations	NOC Skill Level D	64	18.8	17

## MULTILINGUAL JOB POSTINGS BY THE NUMBERS

ACTIVE POSTINGS  
**533**

NEW POSTINGS  
**0**

COMPANIES  
**308**

JOB LANGUAGES  
**6**

## # OF DAYS POSTED

AVERAGE  
**19.4**

MEDIAN  
**17**

## MULTILINGUAL JOB POSTINGS BY SKILL LEVEL

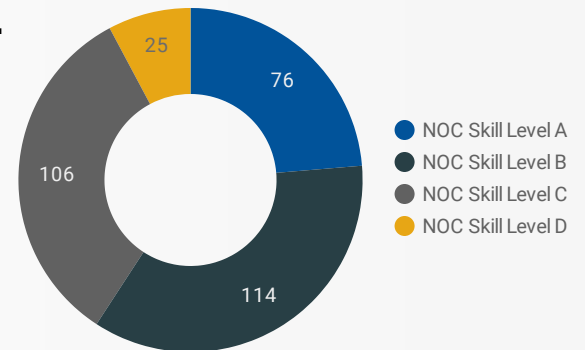
What language skills are employers looking for by occupational skill level?

**76** Skill Level A - Management/ Professional Occupations usually requiring University

**114** Skill Level B - Usually college education or apprenticeship training

**106** Skill Level C - Usually secondary education or occupation-specific training

**25** Skill Level D - Usually on-the-job training

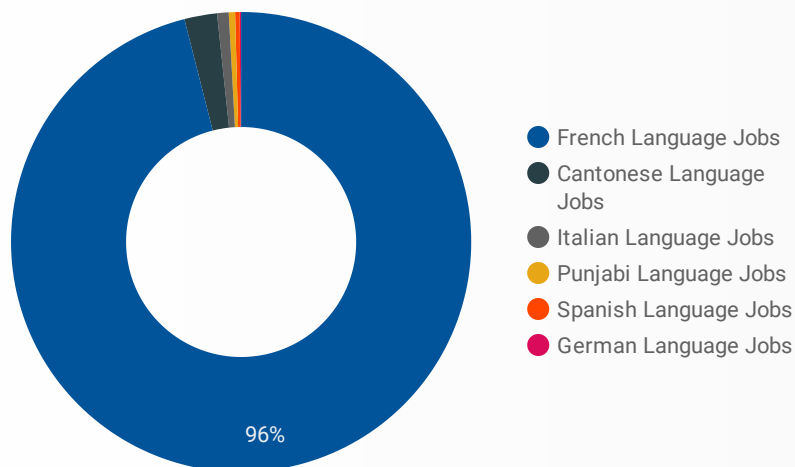


SKILL LEVEL / POSTING COUNT

JOB LANGUAGE	NOC Skill Level D	NOC Skill Level A	NOC Skill Level C	NOC Skill Level B
French Language Jobs	25	75	101	109
Italian Language Jobs			2	2
Cantonese Language Jobs		1	2	1
German Language Jobs				2
Spanish Language Jobs			1	

## LANGUAGE SKILLS BREAKDOWN

Which kinds of language skills do employers seek?



JOB LANGUAGES	POSTING COUNT
1. French Language Jobs	512
2. Cantonese Language Jobs	10
3. Italian Language Jobs	4
4. Punjabi Language Jobs	3
5. Spanish Language Jobs	2
6. German Language Jobs	2

## Post Date Timeline of this Month's Active Job Postings



## LANGUAGE SKILLS BEING RECRUITED BY JOB CATEGORY

*What language skills are sought by 1-Digit NOC?*

BROAD OCCUPATIONAL CATEGORY	French Lang...	Italian Lang...	Cantonese L...	German Lan...	Spanish Lan...	Grand total
Trades, transport and equipment operator...	47			2		49
Sales and service occupations	69	3	1			73
Occupations in manufacturing and utilities	4					4
Occupations in education, law and social, ...	51	1	2			54
Occupations in art, culture, recreation and ...	11					11
Natural resources, agriculture and related ...	1				1	2
Natural and applied sciences and related o...	10					10
Management occupations	16					16
Health occupations	51		1			52
Business, finance and administration occu...	50					50
<b>Grand total</b>	<b>310</b>	<b>4</b>	<b>4</b>	<b>2</b>	<b>1</b>	<b>321</b>

## MULTILINGUAL JOB POSTINGS BY COMMUNITY

*What language skills are sought by 4-Digit NOC?*

	MUNICIPALITY	JOB LANGUAGES ▾	AVG POSTING LENGTH IN DAYS	MEDIAN POSTING LENGTH IN DAYS
1.	Barrie	210	17.6	17
2.	Midland	72	17.4	17
3.	Collingwood	43	17.3	17
4.	Orillia	36	18.0	17
5.	Penetanguishene	36	32.3	17
6.	New Tecumseth	28	18.6	17
7.	Bradford West Gwillimbury	24	16.6	17
8.	Springwater	14	16.8	17
9.	Innisfil	14	18.8	17
10.	Ramara	13	20.1	17
11.	Borden	9	30.7	17
12.	Wasaga Beach	7	18.4	17
13.	Essa	7	22.5	22.5
14.	Clearview	5	17.3	17
15.	Tay	4	79.0	17
16.	Severn	2	17.0	17

## LANGUAGE DEMAND BY JOB

*What language skills are sought by 4-Digit NOC?*

4 DIGIT NOC NAME		POSTINGS ▾
1.	Home support workers  housekeepers and r...	19
2.	Other customer and information services re...	13
3.	Licensed practical nurses	11
4.	Retail salespersons	10
5.	Administrative assistants	9
6.	Registered nurses and registered psychiatri...	9
7.	Cooks	9
8.	Light duty cleaners	9
9.	Material handlers	8
10.	Early childhood educators and assistants	8
11.	Retail and wholesale trade managers	8
12.	Program leaders and instructors in recreati...	8
13.	Transport truck drivers	7
14.	Social workers	7
15.	Family  marriage and other related counsell...	7
16.	Food counter attendants  kitchen helpers an...	6
17.	Pharmacists	5
18.	Welders and related machine operators	5
19.	Food and beverage servers	4
20.	General office support workers	4
21.	Other medical technologists and technician...	4
22.	Construction millwrights and industrial mec...	4
23.	Social and community service workers	4
24.	Delivery and courier service drivers	4
25.	Allied primary health practitioners	4
26.	Human resources and recruitment officers	4
27.	Financial auditors and accountants	4
28.	Carpenters	4
29.	Chefs	3
30.	Automotive service technicians  truck and b...	3
31.	Nurse aides  orderlies and patient service a...	3
32.	Receptionists	3
1 - 100 / 120		< >

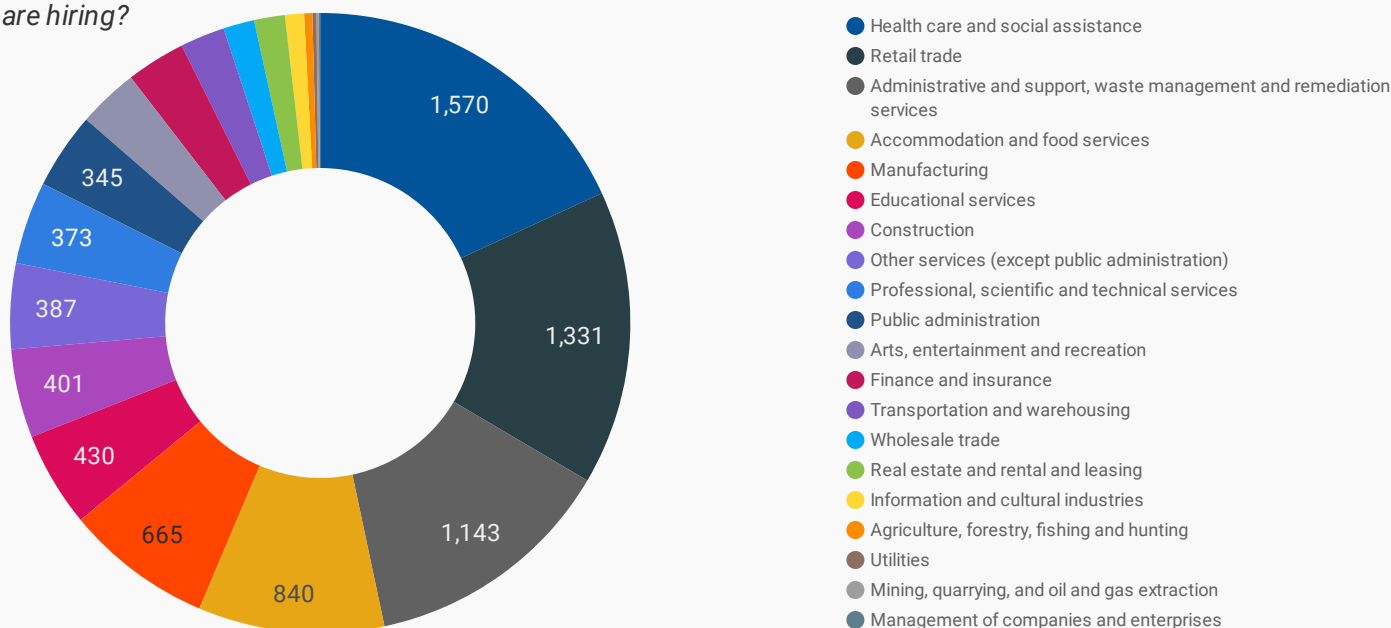
## MULTILINGUAL HIRING EMPLOYERS

*Which employers are seeking multilingual candidates?*

COMPANY		POSTINGS ▾
1.	Georgian Bay General Hospital	28
2.	Waypoint Centre for Mental Health Care	22
3.	Simcoe County District School Board	16
4.	Georgian Bay General Hospital Foundation	13
5.	La ClÃ©	11
6.	The Elden of Bradford	9
7.	Gateway Casinos & Entertainment Limited	9
8.	Various Ministries	8
9.	Canadian Mental Health Association, Simcoe County Branch	7
10.	The Staffing Connection	6
11.	National Defence	5
12.	MacLean Engineering & Marketing Co Limited	5
13.	VON Canada - Barrie	5
14.	Home and Community Care Support Services South West	5
15.	County of Simcoe	5
16.	Sensity   Deafblind & Sensory Support Network of Canada	5
17.	Canadian Mental Health Association, Simcoe County	5
18.	Superior Facility Services	4
19.	Simcoe Muskoka Family Connexions	4
20.	Bell Canada	4
21.	Kijiji Jobs	4
22.	Home and Community Care Support Services	4
23.	Mid-Ontario Truck Centre	4
24.	Huron Historical Parks	3
25.	Nexim Healthcare Consultants Inc.	3
26.	Montanas BBQ and Bar	3
27.	Source, The	3
28.	The Better Together Group of Companies	3
29.	Waterford Executive	3
1 - 50 / 309		< >

## TOP HIRING SECTORS BY 2-DIGIT NAICS CODE

What sectors are hiring?



	2-DIGIT NAICS LABEL	NAICS CODE	POSTING COUNT	AVG POSTING LENGTH IN DAYS	MEDIAN POSTING LENGTH IN DAYS
1.	Health care and social assistance	62	1,570	20.8	17
2.	Retail trade	44-45	1,331	17.8	17
3.	Administrative and support, waste management and remediation services	56	1,143	22.1	17
4.	Accommodation and food services	72	840	23.8	17
5.	Manufacturing	31-33	665	20.7	17
6.	Educational services	61	430	16.1	17
7.	Construction	23	401	22.2	17
8.	Other services (except public administration)	81	387	21.8	17
9.	Professional, scientific and technical services	54	373	20.7	17
10.	Public administration	91	345	21.8	17
11.	Arts, entertainment and recreation	71	273	37.7	17
12.	Finance and insurance	52	267	16.6	17
13.	Transportation and warehousing	48-49	202	20.3	17
14.	Wholesale trade	41	140	20.1	17
15.	Real estate and rental and leasing	53	139	17.6	17
16.	Information and cultural industries	51	86	16.4	17
17.	Agriculture, forestry, fishing and hunting	11	37	22.5	17
18.	Utilities	22	18	29.3	17
19.	Mining, quarrying, and oil and gas extraction	21	11	17.5	17
20.	Management of companies and enterprises	55	6	16.0	17

NOTE: NAICS code 56 includes Employment Agencies. Manufacturing includes codes 31-33, Retail Trade includes codes 44-45 and Transportation and Warehousing includes codes 48-49.

## TOP HIRING SECTORS BY 3-DIGIT NAICS CODE

*What sectors are hiring?*

	3-DIGIT NAICS LABEL	NAICS CODE	POSTING COUNT ▾	AVG POSTING LENGTH IN DAYS	MEDIAN POSTING LENGTH IN DAYS
1.	Administrative and support services	561	1,080	22.4	17
2.	Food services and drinking places	722	623	26.5	17
3.	Ambulatory health care services	621	568	19.4	17
4.	Educational services	611	430	16.1	17
5.	Nursing and residential care facilities	623	402	23.1	17
6.	Professional, scientific and technical services	541	373	20.7	17
7.	Food and beverage stores	445	350	16.7	17
8.	Hospitals	622	337	16.9	17
9.	Specialty trade contractors	238	285	24.2	17
10.	Social assistance	624	263	25.7	17
11.	Amusement, gambling and recreation industries	713	245	41.0	17
12.	Local, municipal and regional public administration	913	219	19.1	17
13.	Accommodation services	721	217	18.1	17
14.	Credit intermediation and related activities	522	201	16.0	17
15.	Motor vehicle and parts dealers	441	162	16.8	17
16.	Building material and garden equipment and supplies dealers	444	149	13.6	17
17.	Health and personal care stores	446	142	17.5	17
18.	Repair and maintenance	811	141	24.6	17
19.	Miscellaneous store retailers	453	132	16.6	17
20.	Personal and laundry services	812	128	18.8	17
21.	Clothing and clothing accessories stores	448	117	18.4	17
22.	General merchandise stores	452	98	18.7	17
23.	Machinery manufacturing	333	97	17.3	17
24.	Religious, grant-making, civic, and professional and similar organizations	813	92	19.6	17
25.	Real estate	531	89	16.4	17
26.	Transportation equipment manufacturing	336	89	25.6	17
27.	Plastics and rubber products manufacturing	326	85	17.6	17
28.	Provincial and territorial public administration	912	80	21.9	17
29.	Construction of buildings	236	68	17.2	17
30.	Truck transportation	484	67	17.8	17
31.	Furniture and home furnishings stores	442	66	17.9	17



## TOP HIRING SECTORS BY 4-DIGIT NAICS CODE

What sectors are hiring?

	4-DIGIT NAICS LABEL	NAICS CODE	POSTING COUNT ▾	AVG POSTING LENGTH IN DAYS	MEDIAN POSTING LENGTH IN DAYS
1.	Employment services	5613	802	22.9	17
2.	Full-service restaurants and limited-service eating places	7225	577	27.1	17
3.	General medical and surgical hospitals	6221	336	16.9	17
4.	Grocery stores	4451	330	16.7	17
5.	Community care facilities for the elderly	6233	320	24.0	17
6.	Elementary and secondary schools	6111	317	15.8	17
7.	Other local, municipal and regional public administration	9139	214	19.1	17
8.	Traveller accommodation	7211	211	18.1	17
9.	Offices of other health practitioners	6213	197	17.4	17
10.	Services to buildings and dwellings	5617	173	18.3	17
11.	Other amusement and recreation industries	7139	162	54.3	17
12.	Depository credit intermediation	5221	152	15.2	16
13.	Building material and supplies dealers	4441	143	13.4	17
14.	Individual and family services	6241	143	27.2	17
15.	Health and personal care stores	4461	142	17.5	17
16.	Home health care services	6216	134	20.9	17
17.	Automobile dealers	4411	116	16.7	17
18.	Automotive repair and maintenance	8111	114	23.5	17
19.	Architectural, engineering and related services	5413	103	19.8	17
20.	Clothing stores	4481	102	18.7	17
21.	Offices of dentists	6212	98	19.1	17
22.	Building equipment contractors	2382	94	22.8	17
23.	Personal care services	8121	88	20.0	17
24.	Child day-care services	6244	86	19.9	17
25.	Plastic product manufacturing	3261	85	17.6	17
26.	Advertising, public relations, and related services	5418	80	24.6	17
27.	Gambling industries	7132	80	18.2	17
28.	Building finishing contractors	2383	77	32.6	17
29.	Other provincial and territorial public administration	9129	75	22.2	17
30.	Foundation, structure, and building exterior contractors	2381	69	16.9	17
31.	Out-patient care centres	6214	69	21.9	17

## TOP HIRING SECTORS BY 5-DIGIT NAICS CODE

What sectors are hiring?

	5-DIGIT NAICS LABEL	NAICS_5	POSTING COUNT ▾	AVG POSTING LENGTH IN DAYS	MEDIAN POSTING LENGTH IN DAYS
1.	Employment placement agencies and executive search services	56131	791	22.8	17
2.	Full-service restaurants and limited-service eating places	72251	577	27.1	17
3.	General medical and surgical hospitals	62211	336	16.9	17
4.	Community care facilities for the elderly	62331	320	24.0	17
5.	Supermarkets and other grocery (except convenience) stores	44511	319	16.1	16.5
6.	Elementary and secondary schools	61111	317	15.8	17
7.	Other local, municipal and regional public administration	91391	214	19.1	17
8.	Hotels (except casino hotels) and motels	72111	208	17.7	17
9.	Banking	52211	152	15.2	16
10.	Home health care services	62161	134	20.9	17
11.	Home centres	44411	130	13.0	16
12.	New car dealers	44111	112	16.7	17
13.	Offices of dentists	62121	98	19.1	17
14.	Child day-care services	62441	86	19.9	17
15.	Offices of mental health practitioners (except physicians)	62133	85	16.8	17
16.	Pharmacies and drug stores	44611	82	16.1	17
17.	Casinos (except casino hotels)	71321	78	18.2	17
18.	Other automotive repair and maintenance	81119	77	22.2	17
19.	Janitorial services	56172	75	19.1	17
20.	Landscaping services	56173	75	17.1	17
21.	Other provincial and territorial public administration	91291	75	22.2	17
22.	Fitness and recreational sports centres	71394	64	33.7	17
23.	Engineering services	54133	63	19.8	17
24.	Other out-patient care centres	62149	63	22.7	17
25.	Hair care and esthetic services	81211	62	21.3	17
26.	Other individual and family services	62419	62	24.6	17
27.	Department stores	45211	61	17.6	17
28.	Community colleges and C.E.G.E.P.s	61121	60	17.0	17
29.	Golf courses and country clubs	71391	57	108.9	17
30.	Plastic packaging materials and unlaminated film and sheet manufacturing	32611	56	16.9	17
31.	Nursing care facilities	62311	56	18.8	17

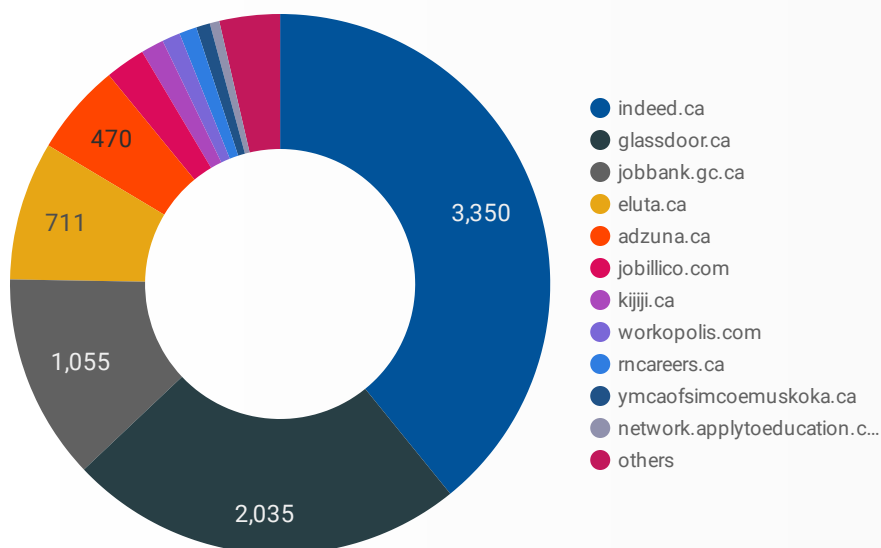
## TOP HIRING SECTORS BY 6-DIGIT NAICS CODE

What sectors are hiring?

	6-DIGIT NAICS LABEL	NAICS CODE	POSTING COUNT ▼	AVG POSTING LENGTH IN DAYS	MEDIAN POSTING LENGTH IN DAYS
1.	Employment placement agencies and executive search services	561310	791	22.8	17
2.	Limited-service eating places	722512	338	30.9	17
3.	General (except paediatric) hospitals	622111	336	16.9	17
4.	Community care facilities for the elderly	623310	320	24.0	17
5.	Supermarkets and other grocery (except convenience) stores	445110	319	16.1	16.5
6.	Elementary and secondary schools	611110	317	15.8	17
7.	Full-service restaurants	722511	239	22.6	17
8.	Other local, municipal and regional public administration	913910	214	19.1	17
9.	Resorts	721113	147	18.2	17
10.	Home health care services	621610	134	20.9	17
11.	Corporate and institutional banking industry	522112	130	15.2	17
12.	Home centres	444110	130	13.0	16
13.	New car dealers	441110	112	16.7	17
14.	Offices of dentists	621210	98	19.1	17
15.	Child day-care services	624410	86	19.9	17
16.	Offices of mental health practitioners (except physicians)	621330	85	16.8	17
17.	Pharmacies and drug stores	446110	82	16.1	17
18.	Casinos (except casino hotels)	713210	78	18.2	17
19.	Landscaping services	561730	75	17.1	17
20.	Other provincial and territorial public administration	912910	75	22.2	17
21.	Janitorial services (except window cleaning)	561722	71	19.3	17
22.	All other automotive repair and maintenance	811199	69	21.0	17
23.	Fitness and recreational sports centres	713940	64	33.7	17
24.	Engineering services	541330	63	19.8	17
25.	Other individual and family services	624190	62	24.6	17
26.	Department stores	452110	61	17.6	17
27.	Community colleges and C.E.G.E.P.s	611210	60	17.0	17
28.	Golf courses and country clubs	713910	57	108.9	17
29.	Nursing care facilities	623110	56	18.8	17
30.	Hotels	721111	55	15.8	17
31.	Blending, heating and air conditioning contractors	822222	55	26.2	17

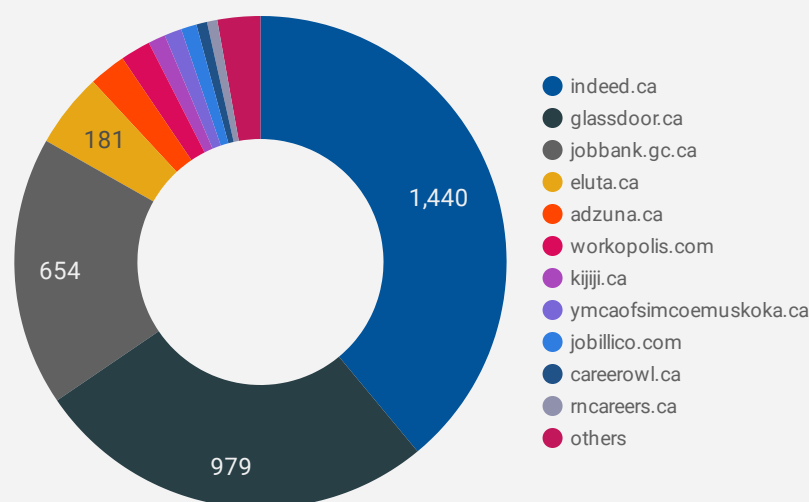
## JOB POSTINGS BY JOB BOARD

What share of unique job postings appear on each job board?



## COMPANIES BY JOB BOARD

What share of unique job postings appear on each job board?



## JOB POSTING DETAILS BY JOB BOARD

How does job posting activity differ by job board?

	JOB BOARD	POSTING COUNT ▾	AVG POSTING LENGTH IN DAYS	MEDIAN POSTING LENGTH IN DAYS	# OF COMPANIES
1.	indeed.ca	3,350	16.8	17	1,440
2.	glassdoor.ca	2,035	18.7	17	979
3.	jobbank.gc.ca	1,055	40.0	27	654
4.	eluta.ca	711	17.0	17	181
5.	adzuna.ca	470	14.0	14	90
6.	jobillico.com	205	19.4	14	38
7.	kijiji.ca	117	15.0	15	42
8.	workopolis.com	93			73
9.	rncareers.ca	90	25.0	19	25
10.	ymcaofsimcoemuskoka.ca	71	154.0	199	42
11.	network.applytoeducation.com	49	4.3	4	3
12.	agilec.ca	43	45.3	45	20
13.	jobboard.focuscdc.on.ca	40	90.9	56	10
14.	careerowl.ca	37	181.4	225	26
15.	randstad.ca	32	15.5	8	1
16.	tracks.on.ca	30	29.5	30	17
17.	gojobs.gov.on.ca	22	38.4	23	7
18.	simcoe.hua.hrsmart.com	21	15.7	14	1