



JOB DEMAND REPORT

DECEMBER 2022

HIGHLIGHTS

JOB POSTINGS BY THE NUMBERS

POSTING COUNT	NEW THIS MONTH	COMPANIES	JOB BOARDS
9,073	4,105	2,681	30

OF DAYS POSTED

AVERAGE	MEDIAN
29.0	17

REPORT BUILDER

The default filter selection below will show all job demand data for the month. You can use the filters to create a customized report for the purpose of understanding a subset of the data.

OCCUPATION FILTERS

SKILL TYPE NAME / 1-DIGIT NOC	▼
MAJOR GROUP / 2-DIGIT NOC	▼
MINOR GROUP / 3-DIGIT NOC	▼
UNIT GROUP / 4-DIGIT NOC	▼
SKILL LEVEL	▼
JOB TYPE	▼
JOB DURATION	▼
ADDITIONAL LANGUAGE	▼
SPECIFIC JOB TAGS	▼

INDUSTRY/SECTOR FILTERS

HIRING SECTOR BY 2-DIGIT NAICS CODE	▼
HIRING SECTOR BY 3-DIGIT NAICS CODE	▼
HIRING SECTOR BY 4-DIGIT NAICS CODE	▼
HIRING SECTOR BY 5-DIGIT NAICS CODE	▼
HIRING SECTOR BY 6-DIGIT NAICS CODE	▼

OTHER FILTERS

JOB BOARD	▼
MUNICIPALITY	▼

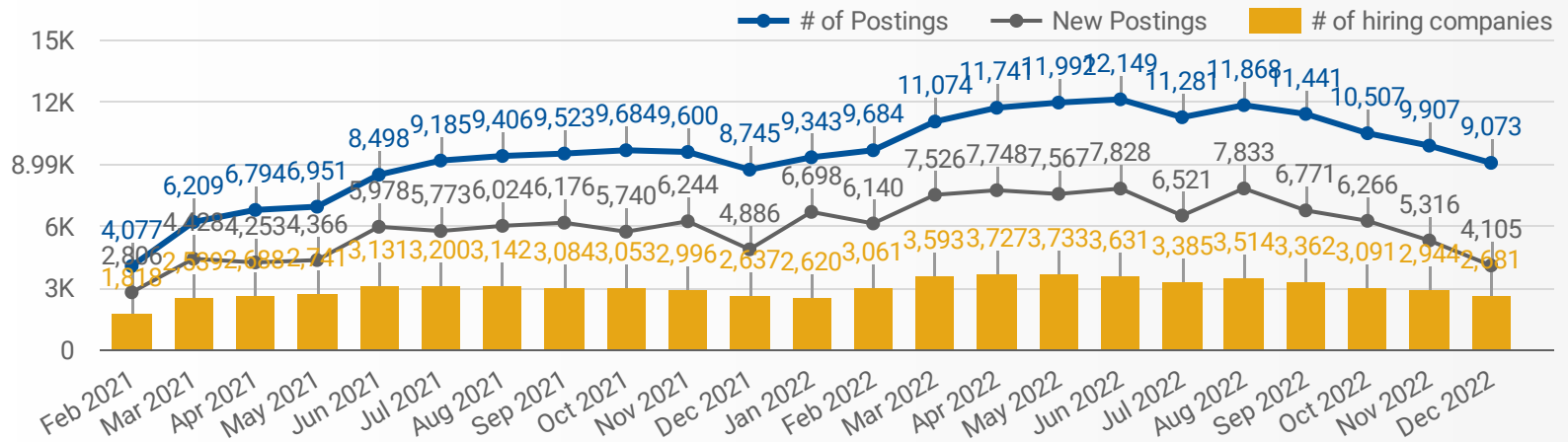
NOC = National Occupation Classification | NAICS = North American Industry Classification System

Source:

Job posting data collected by Work in Simcoe County from job boards and employer websites who recruit candidates in Simcoe County.

JOB POSTINGS BY MONTH FOR SIMCOE COUNTY

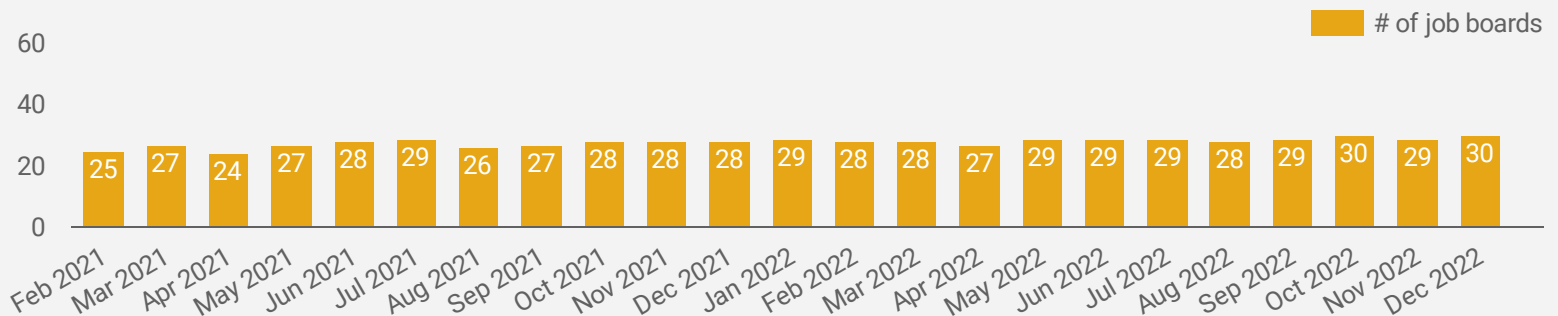
How many job postings were active for at least 1 day this month?



NOTE: This graph cannot be filtered using the controls on the cover page

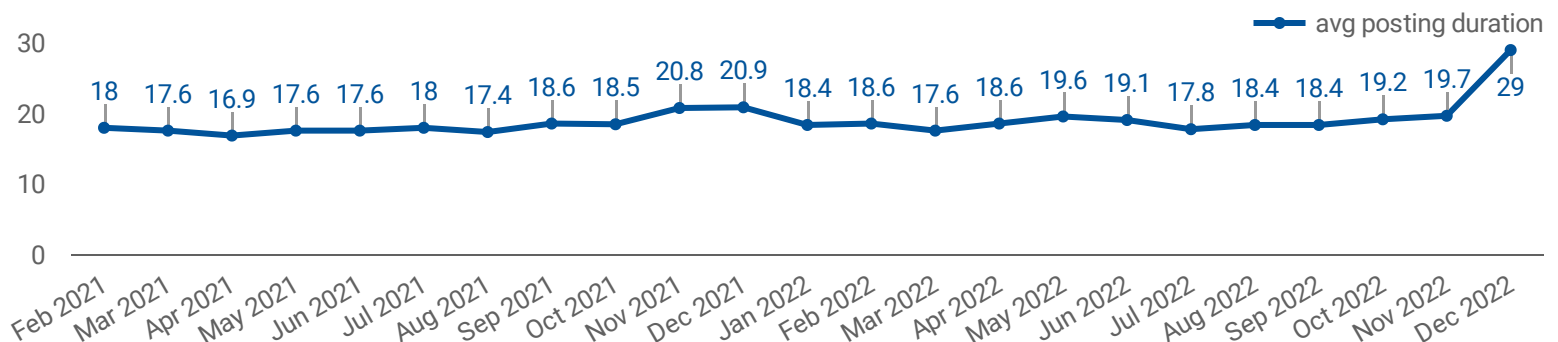
NUMBER OF ACTIVE JOB BOARDS

How many job postings were active for at least 1 day this month on these job boards?



AVERAGE POSTING LENGTH BY DAYS

How long are employers having to recruit for to find candidates to fill their job vacancies?



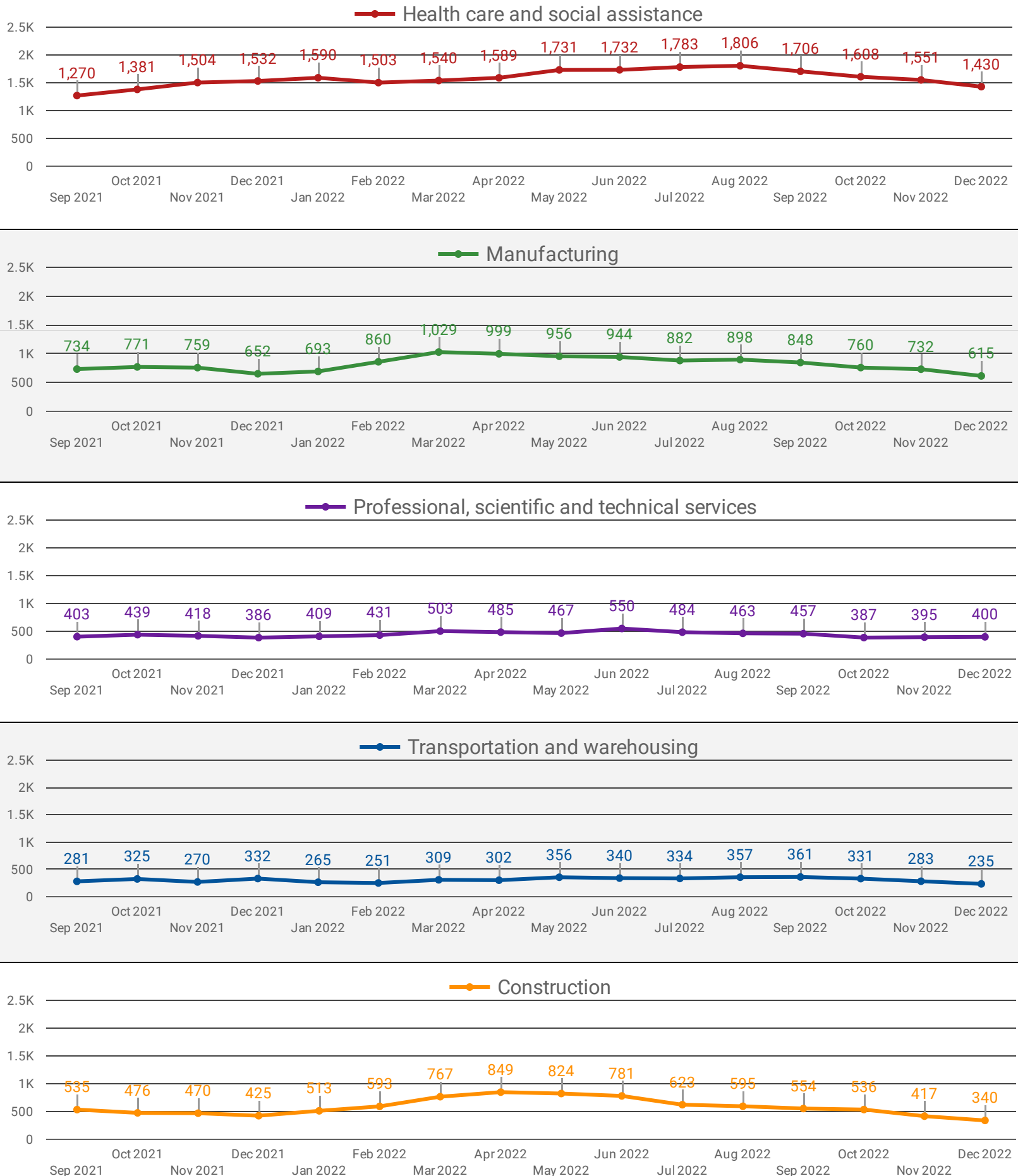
POST DATE TIMELINE FOR THIS MONTH'S ACTIVE JOB POSTINGS

How many job postings were active for at least 1 day this month?



DEMAND BY KEY SECTOR FOR SIMCOE COUNTY

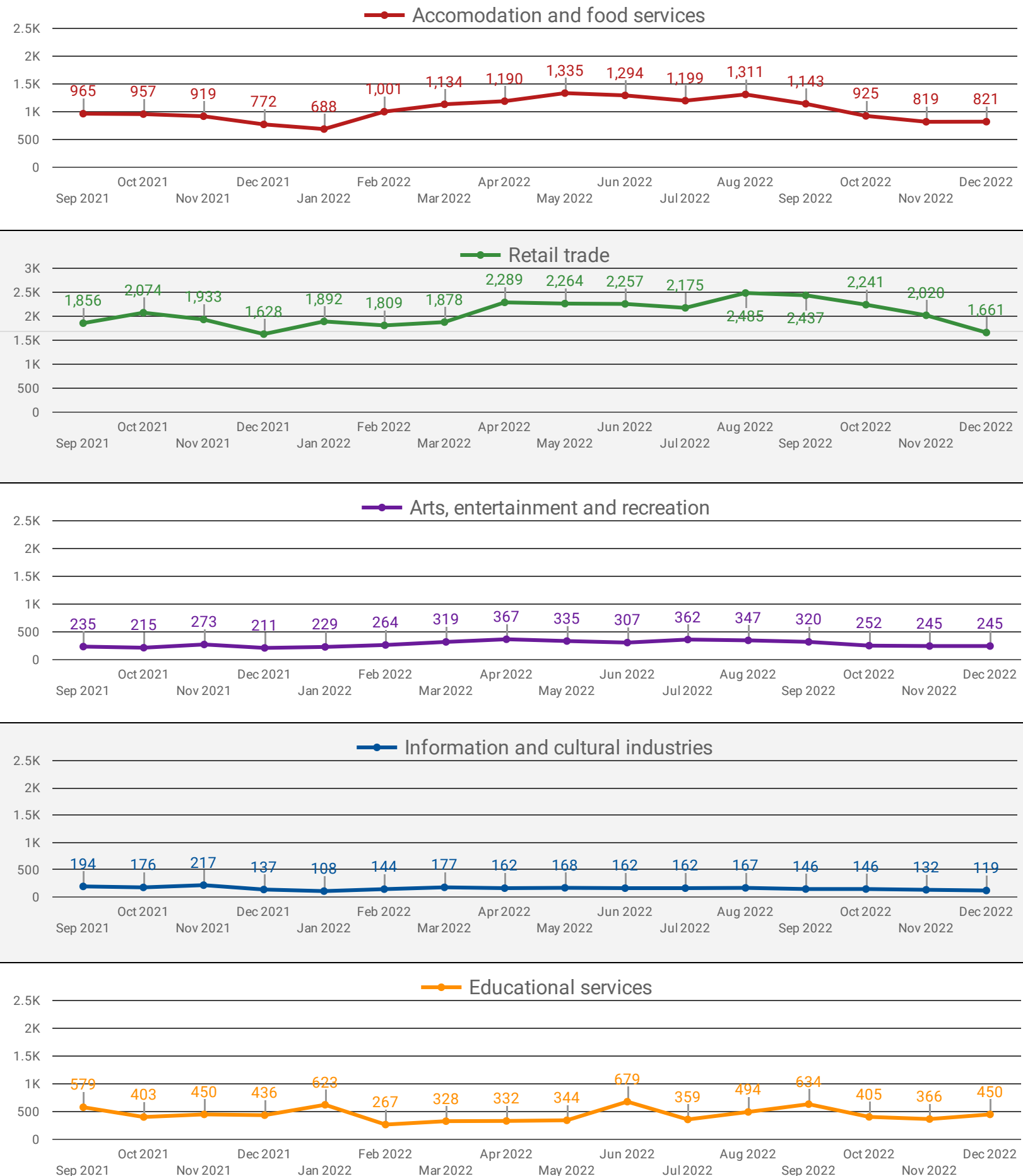
How many job postings were active for at least 1 day this month by sector?



NOTE: This graph cannot be filtered using the controls on the cover page

DEMAND BY IMPACTED SECTOR FOR SIMCOE COUNTY

How many job postings were active for at least 1 day this month by sector?



NOTE: This graph cannot be filtered using the controls on the cover page

JOB POSTINGS BY COMMUNITY

How many job postings were active for at least 1 day this month?

	COMMUNITY	POSTING COUNT	AVG POSTING LENGTH IN DAYS	MEDIAN POSTING LENGTH IN DAYS
1.	Barrie	3,900	29.8	17
2.	Orillia	937	27.5	17
3.	Collingwood	769	29.8	17
4.	New Tecumseth	648	29.9	17
5.	Bradford West Gwillimbury	525	25.6	17
6.	Innisfil	519	27.5	17
7.	Midland	453	30.9	17
8.	Penetanguishene	175	25.2	17
9.	Wasaga Beach	167	29.9	17
10.	Springwater	157	20.1	17
11.	Clearview	137	29.0	17
12.	Essa	131	23.6	17
13.	Ramara	126	26.6	17
14.	Oro-Medonte	96	23.0	17
15.	Severn	69	25.0	17
16.	Borden	55	42.5	36
17.	Adjala-Tosorontio	26	30.2	17
18.	Tay	24	19.3	17
19.	Tiny	10	18.6	17

1 - 19 / 19

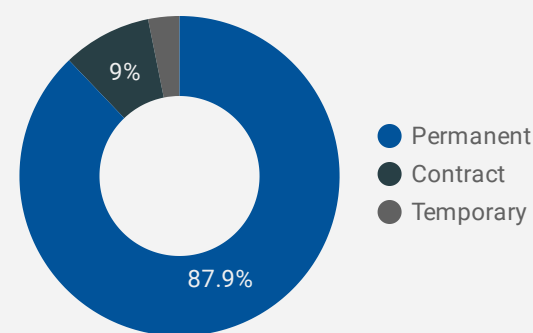
JOB TYPE

Full-time vs Part-time



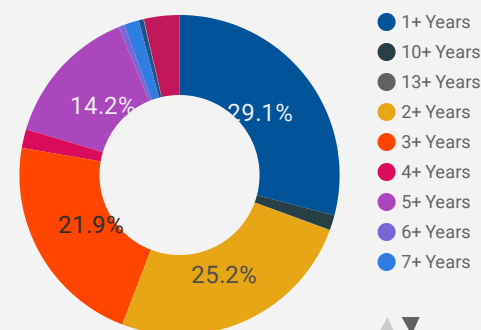
JOB DURATION

Permanency of jobs posted



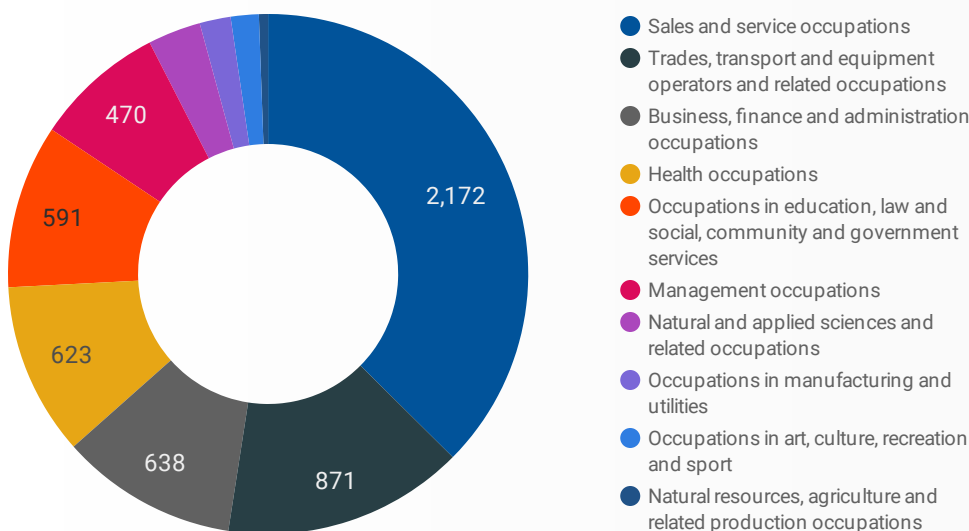
JOB EXPERIENCE LEVEL

Job Postings by Experience Level Required



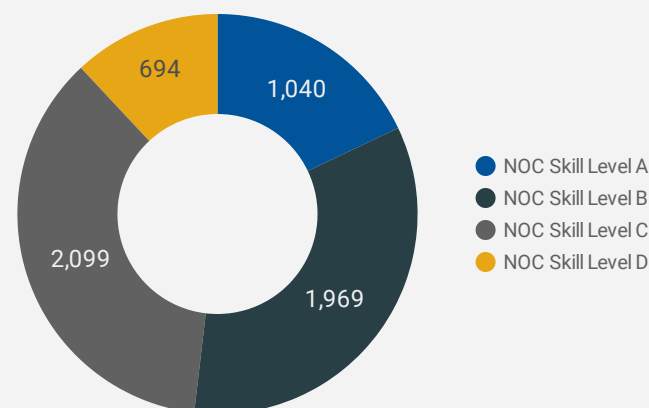
JOB POSTINGS BY JOB CATEGORY

What broad occupational category is being recruited?



JOB POSTINGS BY SKILL LEVEL

What education do occupations typically require?



Skill Level A = Usually University education | Skill Level B = Usually College education or Apprenticeship training | Skill Level C = Usually Secondary education or occupation-specific training | Skill Level D = Usually on-the-job training

TOP HIRING EMPLOYERS & AGENCIES

Who is hiring?










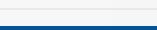


	COMPANY	COMMUNITY	POSTINGS COUNT ▾	AVG POSTING LENGTH IN DAYS	MEDIAN POSTING LENGTH IN DAYS
1.	Simcoe County District School Board	Barrie	108	11.9	7
2.	Royal Victoria Regional Health Centre	Barrie	81	18.0	17
3.	Equest	Barrie	76	69.2	69
4.	Orillia Soldiers' Memorial Hospital	Orillia	69	16.1	17
5.	Sienna Senior Living	Barrie	63	36.1	17
6.	Friday Harbour Resort	Innisfil	62	30.6	17
7.	Georgian College	Barrie	54	50.4	40
8.	Adzuna	Barrie	54	null	null
9.	Georgian Bay General Hospital	Midland	47	19.4	18
10.	Collingwood General and Marine Hospital	Collingwood	46	26.7	17
11.	Waypoint Centre for Mental Health Care	Penetanguishene	42	16.9	17
12.	Simcoe County District School Board	Springwater	41	22.8	17
13.	Honda Canada	New Tecumseth	39	32.5	19
14.	Lowe's	Barrie	38	19.0	17
15.	BDO Canada LLP	Barrie	37	25.5	17
16.	Collingwood General & Marine Hospital	Collingwood	34	23.4	11
17.	Simcoe County District School Board	New Tecumseth	32	10.6	7
18.	Magna International Inc.	Penetanguishene	31	26.8	17
19.	Loblaw Companies Limited	Barrie	31	33.1	17
20.	Horseshoe Resort	Barrie	31	37.2	32
21.	Loblaw Companies	Barrie	31	32.1	27
22.	Sienna Senior Living	Bradford West Gwillimbury	29	34.2	20
23.	Scotiabank	Barrie	29	44.1	39
24.	Loblaw Companies	Collingwood	29	29.1	24
25.	Simcoe County District School Board	Orillia	25	11.3	7
26.	Cineplex Inc.	Barrie	25	21.9	17
27.	Baxter International	New Tecumseth	25	34.3	21
28.	eCapital, Inc.	Orillia	24	43.5	39
29.	Staples Canada	Collingwood	24	28.3	17
30.	Crossroads Staffing	Orillia	23	45.9	58
31.	Simcoe County District School Board	Bradford West	22	14.8	17

TOP HOURLY WAGES IN JOB POSTINGS

What are employers willing to pay to find the perfect candidate?









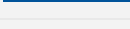


of Minimum Wage Jobs

260

	JOB TITLE	COMPANY	LOCATION	HOURLY WAGE ▾
1.	Dental Hygienist-self Initiated	ON-SITE SPECIALISTS	Barrie	150 
2.	Physiotherapist	Good Wellness	Barrie	110 
3.	Project Manager/leader - Orillia (10 Yrs Exp)	Isheva Inc	Orillia	110 
4.	Senior Project Manager - Hybrid Remote	CQ Search Group Ltd.	Orillia	105 
5.	Av Technician	Auxe	Barrie	100 
6.	Speech-language Pathologist	Mariposa Speech and Language Clinic	Severn	98 
7.	Registered Nurse	MultiLevel Nursing Care Agency	New Tecumseth	85 
8.	Pharmacist Needed For Travel Opportunity	Rpi Consulting Group	Barrie	80 
9.	Newfoundland & New Brunswick Travel Nursing Opportunity	Canadian Health Labs	Barrie	80 
10.	Registered Nurse (rn)	Iree community Agency	Collingwood	80 
11.	Registered Nurse	STAFFY	Orillia	80 
12.	R. Ac Or R. Tcmp	ACUPUNCTURIST STUDIO	Barrie	77 
				1 - 100 / 2534 < >

TOP SALARIES IN JOB POSTINGS

What are employers willing to pay to find the perfect candidate?

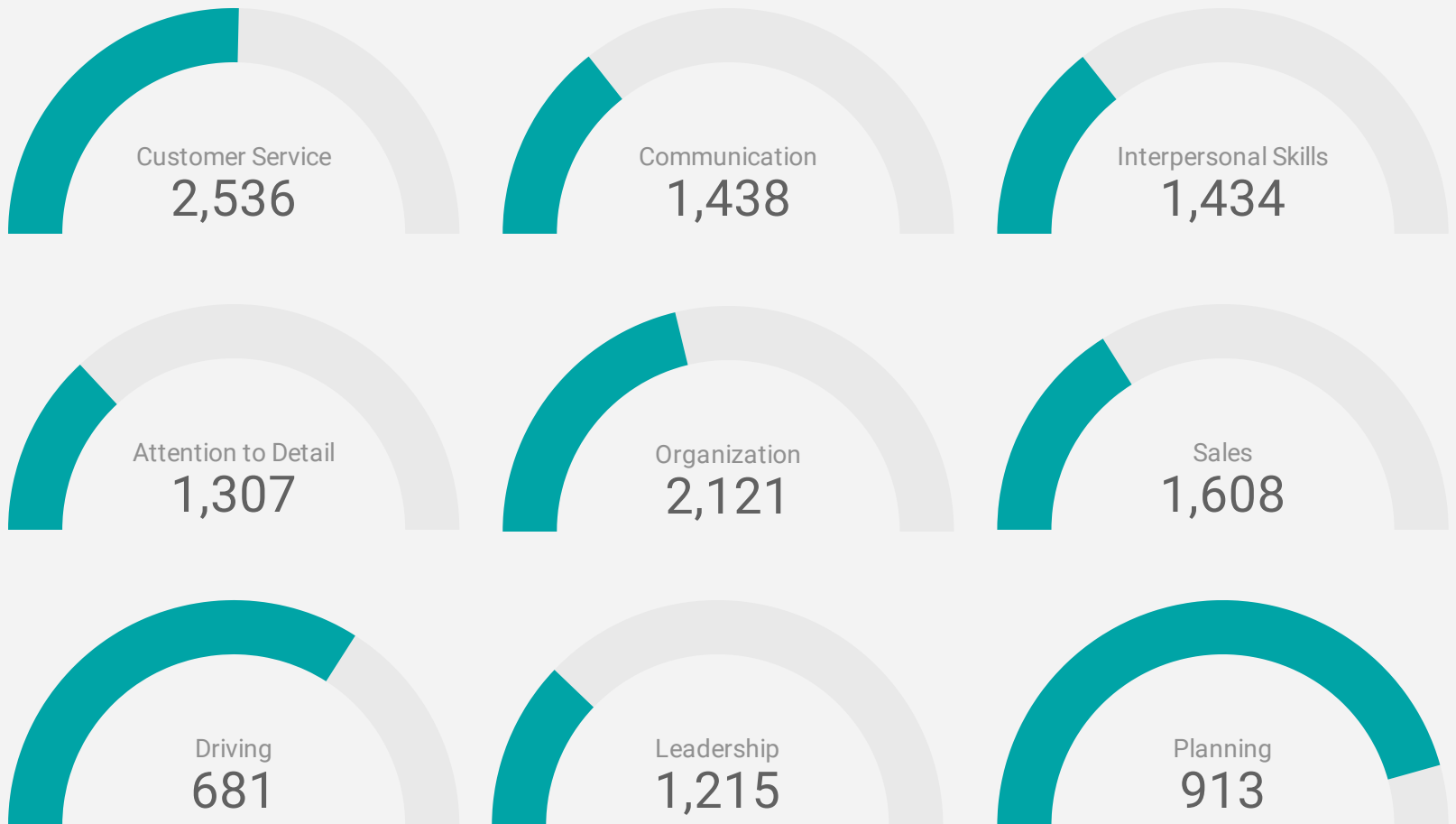
	JOB TITLE	COMPANY	LOCATION	ANNUAL SALARY ▾
1.	Associate Dentist	The Tooth Corner	Barrie	311,812 
2.	Outside Sales Advisor	Climate Air Heating and Air Conditioning	Barrie	300,000 
3.	Associate Dentist	White Cedar Dental	Barrie	300,000 
4.	Associate Dentist	Summerlyn Dental Office	Bradford West Gwillimbury	300,000 
5.	Real Estate Sales Professional	Estate 24	Barrie	250,000 
6.	Product Specialist	Pride Marine Group Ltd.	Orillia	250,000 
7.	Family Law Lawyer	Galbraith Family Law Professional Corporation	Barrie	200,000 
8.	Psychotherapist	The Creemore Apothecary	Clearview	187,000 
9.	Veterinarian Role, Barrie, On	Global Talent Partners	Barrie	160,000 
10.	Veterinary Role, Barrie, Ontario	Global Talent Partners	Barrie	160,000 
11.	Veterinarian Job, Midland, Ontario	Global Talent Partners	Midland	160,000 
				1 - 100 / 2972 < >

TOP IN-DEMAND SKILLS

How many times were these skills found in job postings?

ACTIVE JOB POSTINGS THIS MONTH

9,073



KEY JOB REQUIREMENTS

How often are these requirements desired in job postings?

ACTIVE JOB POSTINGS THIS MONTH

9,073



Driver's License

1,566



First Aid

593



Regular Access to a Vehi

369



Criminal Record Check

1,037



Microsoft Office

544



Food Safety

158

TOP OCCUPATIONS BY SKILL, FREQUENCY & DURATION

What jobs are in-demand and/or hard to fill?

	4 DIGIT NOC	4 DIGIT NOC NAME	SKILL LEVEL	POSTING COUNT	AVG POSTING LENGTH IN DAYS	MEDIAN POSTING LENGTH IN DAYS
1.	6421	Retail salespersons	NOC Skill Level C	505	29.5	17
2.	4412	Home support workers housekeepers and related occupations	NOC Skill Level C	288	29.0	17
3.	6322	Cooks	NOC Skill Level B	216	32.3	17
4.	6552	Other customer and information services representatives	NOC Skill Level C	197	29.8	17
5.	0621	Retail and wholesale trade managers	NOC Skill Level A	175	30.0	17
6.	6711	Food counter attendants kitchen helpers and related support occupations	NOC Skill Level D	154	25.0	17
7.	3233	Licensed practical nurses	NOC Skill Level B	132	33.7	25
8.	6731	Light duty cleaners	NOC Skill Level D	119	24.8	17
9.	7452	Material handlers	NOC Skill Level C	111	29.3	17
10.	6311	Food service supervisors	NOC Skill Level B	101	53.8	35
11.	1241	Administrative assistants	NOC Skill Level B	100	25.3	17
12.	4212	Social and community service workers	NOC Skill Level B	99	22.8	17
13.	6611	Cashiers	NOC Skill Level D	96	34.9	21
14.	7511	Transport truck drivers	NOC Skill Level C	86	22.1	17
15.	6513	Food and beverage servers	NOC Skill Level C	81	27.8	17
16.	6622	Store shelf stockers clerks and order fillers	NOC Skill Level D	81	30.9	17
17.	7514	Delivery and courier service drivers	NOC Skill Level C	79	23.3	17
18.	3219	Other medical technologists and technicians (except dental health)	NOC Skill Level B	77	31.8	17
19.	0631	Restaurant and food service managers	NOC Skill Level A	72	31.7	17
20.	7271	Carpenters	NOC Skill Level B	66	28.5	17
21.	6541	Security guards and related security service occupations	NOC Skill Level C	65	27.6	18
22.	3012	Registered nurses and registered psychiatric nurses	NOC Skill Level A	65	25.4	17.5
23.	1114	Other financial officers	NOC Skill Level A	64	45.6	51
24.	5254	Program leaders and instructors in recreation sport and fitness	NOC Skill Level B	64	23.4	17
25.	6211	Retail sales supervisors	NOC Skill Level B	62	43.8	17
26.	6733	Janitors caretakers and building superintendents	NOC Skill Level D	55	27.5	17
27.	4214	Early childhood educators and assistants	NOC Skill Level B	53	23.9	22.5
28.	1414	Receptionists	NOC Skill Level C	52	17.2	17
29.	6222	Retail and wholesale buyers	NOC Skill Level B	51	37.8	19
--	----	--	----	--	----	--

JOB POSTINGS BY 3-DIGIT NATIONAL OCCUPATION CLASSIFICATION

What jobs are hard to fill and/or in-demand?

	3 DIGIT NOC	3 DIGIT NOC NAME	SKILL LEVEL	POSTING COUNT ▼	AVG POSTING LENGTH IN DAYS	MEDIAN POSTING LENGTH IN DAYS
1.	642	Retail salespersons	NOC Skill Level C	505	29.5	17
2.	441	Home care providers and educational support occupations	NOC Skill Level C	318	27.9	17
3.	632	Chefs and cooks	NOC Skill Level B	252	31.5	17
4.	655	Customer and information services representatives	NOC Skill Level C	205	29.5	17
5.	751	Motor vehicle and transit drivers	NOC Skill Level C	191	22.2	17
6.	673	Cleaners	NOC Skill Level D	185	25.5	17
7.	421	Paraprofessional occupations in legal, social, community and education services	NOC Skill Level B	177	22.8	17
8.	323	Other technical occupations in health care	NOC Skill Level B	176	33.0	20.5
9.	062	Retail and wholesale trade managers	NOC Skill Level A	175	30.0	17
10.	671	Food counter attendants, kitchen helpers and related support occupations	NOC Skill Level D	154	25.0	17
11.	651	Occupations in food and beverage service	NOC Skill Level C	150	31.1	17
12.	321	Medical technologists and technicians (except dental health)	NOC Skill Level B	119	30.1	17
13.	631	Service supervisors	NOC Skill Level B	114	48.7	27
14.	745	Longshore workers and material handlers	NOC Skill Level C	111	29.3	17
15.	662	Other sales support and related occupations	NOC Skill Level D	110	33.1	20
16.	124	Office administrative assistants - general, legal and medical	NOC Skill Level B	107	24.9	17
17.	111	Auditors, accountants and investment professionals	NOC Skill Level A	105	39.5	37
18.	661	Cashiers	NOC Skill Level D	96	34.9	21
19.	152	Supply chain logistics, tracking and scheduling co-ordination occupations	NOC Skill Level C	92	23.4	17
20.	141	General office workers	NOC Skill Level C	91	18.8	17
21.	341	Assisting occupations in support of health services	NOC Skill Level C	85	20.5	17
22.	731	Machinery and transportation equipment mechanics (except motor vehicles)	NOC Skill Level B	78	36.0	24.5
23.	063	Managers in food service and accommodation	NOC Skill Level A	78	32.7	17
24.	122	Administrative and regulatory occupations	NOC Skill Level B	77	28.2	17
25.	727	Carpenters and cabinetmakers	NOC Skill Level B	72	27.5	17
26.	525	Athletes, coaches, referees and related occupations	NOC Skill Level B	69	24.6	17
27.	723	Machining, metal forming, shaping and erecting trades	NOC Skill Level B	69	21.9	17
28.	301	Professional occupations in nursing	NOC Skill Level A	67	25.4	17.5
29.	654	Security guards and related security service occupations	NOC Skill Level C	65	27.6	18

JOB POSTINGS BY 2-DIGIT NATIONAL OCCUPATION CLASSIFICATION

What jobs are hard to fill and/or in-demand?

	2 DIGIT NOC	2 DIGIT NOC NAME	SKILL LEVEL	POSTING COUNT ▼	AVG POSTING LENGTH IN DAYS	MEDIAN POSTING LENGTH IN DAYS
1.	64	Sales representatives and salespersons - wholesale and retail trade	NOC Skill Level C	512	29.5	17
2.	65	Service representatives and other customer and personal services occupations	NOC Skill Level C	492	29.8	17
3.	63	Service supervisors and specialized service occupations	NOC Skill Level B	439	36.5	17
4.	67	Service support and other service occupations, n.e.c.	NOC Skill Level D	356	25.1	17
5.	44	Care providers and educational, legal and public protection support occupations	NOC Skill Level C	319	27.9	17
6.	32	Technical occupations in health	NOC Skill Level B	312	31.1	18
7.	72	Industrial, electrical and construction trades	NOC Skill Level B	279	26.7	17
8.	06	Middle management occupations in retail and wholesale trade and customer services	NOC Skill Level A	271	30.5	17
9.	75	Transport and heavy equipment operation and related maintenance occupations	NOC Skill Level C	220	22.6	17
10.	66	Sales support occupations	NOC Skill Level D	206	33.9	21
11.	12	Administrative and financial supervisors and administrative occupations	NOC Skill Level B	206	26.8	17
12.	42	Paraprofessional occupations in legal, social, community and education services	NOC Skill Level B	177	22.8	17
13.	62	Retail sales supervisors and specialized sales occupations	NOC Skill Level B	167	35.9	17
14.	73	Maintenance and equipment operation trades	NOC Skill Level B	166	32.5	19.5
15.	31	Professional occupations in health (except nursing)	NOC Skill Level A	159	28.6	17.5
16.	14	Office support occupations	NOC Skill Level C	142	20.6	17
17.	74	Other installers, repairers and servicers and material handlers	NOC Skill Level C	134	28.5	17
18.	11	Professional occupations in business and finance	NOC Skill Level A	131	39.4	30.5
19.	15	Distribution, tracking and scheduling co-ordination occupations	NOC Skill Level C	117	24.0	17
20.	21	Professional occupations in natural and applied sciences	NOC Skill Level A	103	27.3	17
21.	01	Senior managers - construction, transportation, production and utilities	NOC Skill Level A	98	34.4	18
22.	22	Technical occupations related to natural and applied sciences	NOC Skill Level B	88	26.6	17
23.	34	Assisting occupations in support of health services	NOC Skill Level C	85	20.5	17
24.	52	Technical occupations in art, culture, recreation and sport	NOC Skill Level B	85	29.7	17
25.	41	Professional occupations in law and social, community and government services	NOC Skill Level A	80	19.6	17
26.	76	Trades helpers, construction labourers and related occupations	NOC Skill Level D	72	34.1	17
27.	30	Professional occupations in nursing	NOC Skill Level A	67	25.4	17.5

MULTILINGUAL JOB POSTINGS BY THE NUMBERS

ACTIVE POSTINGS
706

NEW POSTINGS
0

COMPANIES
377

JOB LANGUAGES
9

OF DAYS POSTED

AVERAGE
22.2

MEDIAN
17

MULTILINGUAL JOB POSTINGS BY SKILL LEVEL

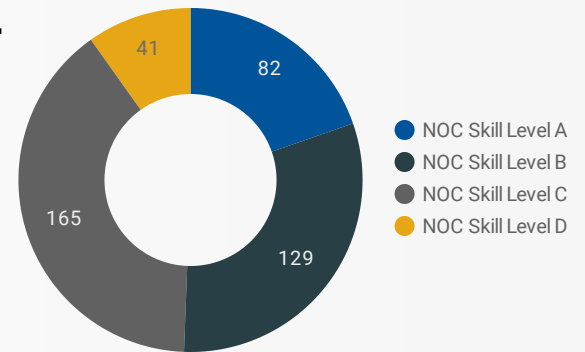
What language skills are employers looking for by occupational skill level?

82 Skill Level A - Management/ Professional Occupations usually requiring University

129 Skill Level B - Usually college education or apprenticeship training

165 Skill Level C - Usually secondary education or occupation-specific training

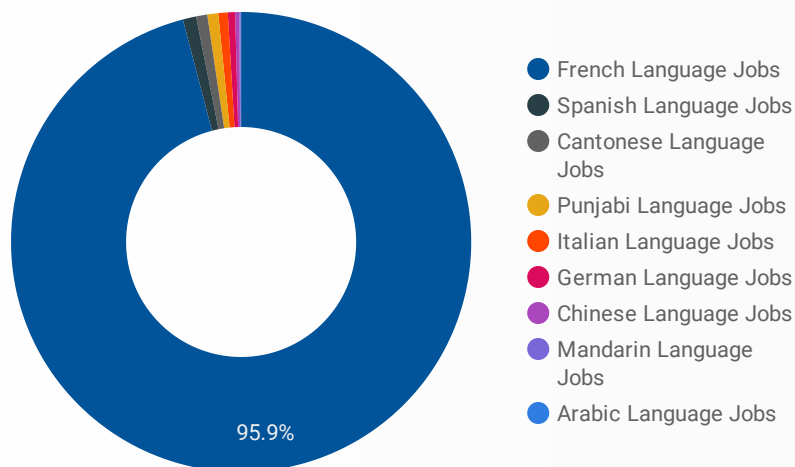
41 Skill Level D - Usually on-the-job training



JOB LANGUAGE	NOC Skill Level D	NOC Skill Level A	NOC Skill Level B	NOC Skill Level C
French Language Jobs	40	80	122	157
Italian Language Jobs			1	5
Spanish Language Jobs	1		3	
Cantonese Language Jobs				2
German Language Jobs			2	
Arabic Language Jobs				1
Mandarin Language Jobs			1	

LANGUAGE SKILLS BREAKDOWN

Which kinds of language skills do employers seek?



JOB LANGUAGES	POSTING COUNT
1. French Language Jobs	674
2. Spanish Language Jobs	10
3. Italian Language Jobs	6
4. Cantonese Language Jobs	5
5. Punjabi Language Jobs	4
6. German Language Jobs	3
7. Chinese Language Jobs	2
8. Mandarin Language Jobs	1

Post Date Timeline of this Month's Active Job Postings



LANGUAGE SKILLS BEING RECRUITED BY JOB CATEGORY

What language skills are sought by 1-Digit NOC?

BROAD OCCUPATIONAL CATEGORY	French La...	Italian La...	Spanish ...	Cantones...	German ...	Arabic La...	Grand total
Trades, transport and equipment operator...	53				2		55
Sales and service occupations	119	4	2	1		1	127
Occupations in manufacturing and utilities	3						3
Occupations in education, law and social, ...	84	1		1			86
Occupations in art, culture, recreation and ...	15						15
Natural resources, agriculture and related ...	2						2
Natural and applied sciences and related o...	11		2				13
Management occupations	19						20
Health occupations	42	1					44
Business, finance and administration occu...	51						52
Grand total	399	6	4	2	2	1	417

MULTILINGUAL JOB POSTINGS BY COMMUNITY

What language skills are sought by 4-Digit NOC?

	MUNICIPALITY	JOB LANGUAGES ▾	AVG POSTING LENGTH IN DAYS	MEDIAN POSTING LENGTH IN DAYS
1.	Barrie	276	25.1	17
2.	Midland	76	19.1	17
3.	Orillia	60	21.2	17
4.	New Tecumseth	47	17.0	17
5.	Penetanguishene	47	16.2	17
6.	Collingwood	43	19.4	17
7.	Bradford West Gwillimbury	26	17.2	17
8.	Innisfil	19	21.6	17
9.	Springwater	17	25.5	17
10.	Oro-Medonte	16	17.5	17
11.	Borden	15	46.0	42
12.	Wasaga Beach	11	18.0	17
13.	Clearview	9	22.7	17
14.	Ramara	9	16.8	17
15.	Essa	9	25.3	17
16.	Severn	6	22.7	17

LANGUAGE DEMAND BY JOB

What language skills are sought by 4-Digit NOC?

4 DIGIT NOC NAME		POSTINGS ▾
1.	Home support workers housekeepers and r...	40
2.	Retail salespersons	22
3.	Other customer and information services re...	18
4.	Light duty cleaners	17
5.	Cooks	15
6.	Program leaders and instructors in recreati...	12
7.	Material handlers	11
8.	Administrative assistants	10
9.	Food counter attendants kitchen helpers an...	10
10.	Retail and wholesale trade managers	10
11.	Registered nurses and registered psychiatri...	10
12.	Social workers	9
13.	Family marriage and other related counsell...	9
14.	Social and community service workers	9
15.	Bartenders	8
16.	Licensed practical nurses	8
17.	Early childhood educators and assistants	7
18.	Transport truck drivers	6
19.	Delivery and courier service drivers	6
20.	Food and beverage servers	6
21.	Accounting technicians and bookkeepers	5
22.	Janitors caretakers and building superinten...	5
23.	Restaurant and food service managers	4
24.	Residential and commercial installers and s...	4
25.	Letter carriers	4
26.	MaÃtres d'hÃtel and hosts/hostes...	4
27.	Carpenters	4
28.	Receptionists	4
29.	Pharmacists	3
30.	General office support workers	3
31.	Executive assistants	3
32.	Tool and die makers	3
1 - 100 / 126		< >

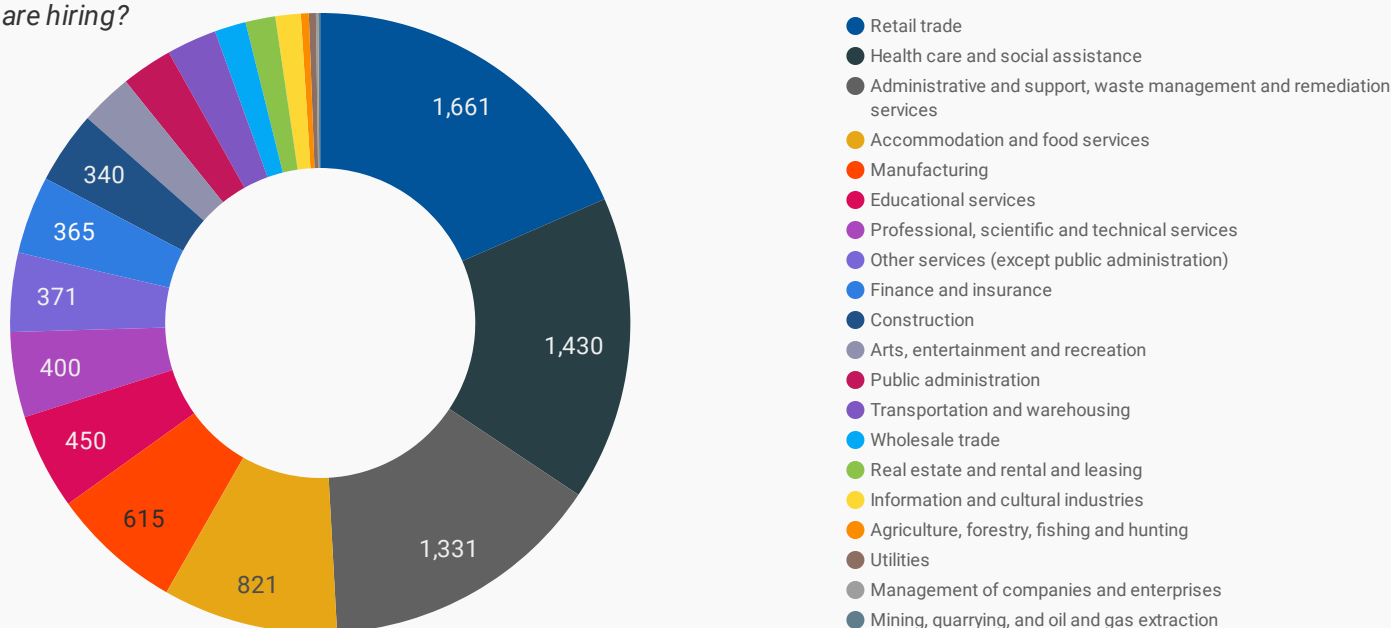
MULTILINGUAL HIRING EMPLOYERS

Which employers are seeking multilingual candidates?

COMPANY		POSTINGS ▾
1.	Waypoint Centre for Mental Health Care	37
2.	Georgian Bay General Hospital	27
3.	Georgian Bay General Hospital Foundation	16
4.	Simcoe County District School Board	13
5.	La ClÃ©	12
6.	Nottawasaga Inn Resort	11
7.	MPC Molded Precision Components	11
8.	Superior Facility Services	10
9.	Canadian Mental Health Association, Simcoe County	8
10.	The Elden of Bradford	8
11.	Various Ministries	8
12.	Simcoe Muskoka Family Connexions	7
13.	Sensity Deafblind & Sensory Support Network of Canada	7
14.	Simcoe Parts Service Inc.	7
15.	Adzuna	6
16.	Bell	6
17.	CBI Health	6
18.	CHATS-Community & Home Assistance To Seniors	6
19.	VON Canada - Barrie	5
20.	Gateway Casinos & Entertainment Limited	5
21.	Sun Life Financial	5
22.	Bell Canada	5
23.	Mulcaster Mews Retirement Home	4
24.	Victoria Order Of Nurses	4
25.	National Defence	4
26.	Government Of Canada	4
27.	County of Simcoe	4
28.	La Source	4
29.	The Corporation of the Township of Tiny	4
30.	CONSUMER & SMB/MARCHÃ	4
1 - 50 / 378		< >

TOP HIRING SECTORS BY 2-DIGIT NAICS CODE

What sectors are hiring?



	2-DIGIT NAICS LABEL	NAICS CODE	POSTING COUNT	AVG POSTING LENGTH IN DAYS	MEDIAN POSTING LENGTH IN DAYS
1.	Retail trade	44-45	1,661	31.7	17
2.	Health care and social assistance	62	1,430	25.6	17
3.	Administrative and support, waste management and remediation services	56	1,331	29.4	17
4.	Accommodation and food services	72	821	29.8	17
5.	Manufacturing	31-33	615	27.5	17
6.	Educational services	61	450	21.4	17
7.	Professional, scientific and technical services	54	400	31.4	17
8.	Other services (except public administration)	81	371	25.8	17
9.	Finance and insurance	52	365	38.5	31
10.	Construction	23	340	27.5	17
11.	Arts, entertainment and recreation	71	245	25.8	17
12.	Public administration	91	240	23.1	17
13.	Transportation and warehousing	48-49	235	32.4	17
14.	Wholesale trade	41	147	31.6	17
15.	Real estate and rental and leasing	53	140	34.5	17
16.	Information and cultural industries	51	119	28.6	17
17.	Agriculture, forestry, fishing and hunting	11	37	26.2	17
18.	Utilities	22	33	27.1	17
19.	Management of companies and enterprises	55	11	31.4	17
20.	Mining, quarrying, and oil and gas extraction	21	9	17.2	16

NOTE: NAICS code 56 includes Employment Agencies. Manufacturing includes codes 31-33, Retail Trade includes codes 44-45 and Transportation and Warehousing includes codes 48-49.

TOP HIRING SECTORS BY 3-DIGIT NAICS CODE

What sectors are hiring?

	3-DIGIT NAICS LABEL	NAICS CODE	POSTING COUNT ▾	AVG POSTING LENGTH IN DAYS	MEDIAN POSTING LENGTH IN DAYS
1.	Administrative and support services	561	1,275	29.6	17
2.	Food services and drinking places	722	623	31.1	17
3.	Ambulatory health care services	621	470	25.1	17
4.	Food and beverage stores	445	460	36.3	29
5.	Educational services	611	450	21.4	17
6.	Nursing and residential care facilities	623	420	30.6	17
7.	Professional, scientific and technical services	541	400	31.4	17
8.	Hospitals	622	324	20.2	17
9.	Credit intermediation and related activities	522	276	37.3	27
10.	Specialty trade contractors	238	256	28.8	17
11.	Social assistance	624	216	25.8	17
12.	Amusement, gambling and recreation industries	713	212	25.1	17
13.	Accommodation services	721	198	26.1	17
14.	Health and personal care stores	446	194	38.4	23.5
15.	Building material and garden equipment and supplies dealers	444	181	24.2	17
16.	Miscellaneous store retailers	453	175	26.2	17
17.	Clothing and clothing accessories stores	448	166	29.1	17
18.	Motor vehicle and parts dealers	441	153	23.3	17
19.	Repair and maintenance	811	148	24.4	17
20.	Local, municipal and regional public administration	913	131	20.2	17
21.	General merchandise stores	452	119	35.6	23
22.	Personal and laundry services	812	111	29.7	17
23.	Transportation equipment manufacturing	336	105	25.3	17
24.	Plastics and rubber products manufacturing	326	102	18.3	17
25.	Furniture and home furnishings stores	442	90	32.6	19
26.	Religious, grant-making, civic, and professional and similar organizations	813	88	20.0	17
27.	Real estate	531	75	27.6	17
28.	Machinery manufacturing	333	70	21.9	17
29.	Provincial and territorial public administration	912	65	19.0	17
30.	Telecommunications	517	63	33.4	30
31.	Couriers and messengers	492	61	39.3	34

TOP HIRING SECTORS BY 4-DIGIT NAICS CODE

What sectors are hiring?

	4-DIGIT NAICS LABEL	NAICS CODE	POSTING COUNT ▾	AVG POSTING LENGTH IN DAYS	MEDIAN POSTING LENGTH IN DAYS
1.	Employment services	5613	998	30.7	17
2.	Full-service restaurants and limited-service eating places	7225	552	31.1	17
3.	Grocery stores	4451	440	36.2	29
4.	Community care facilities for the elderly	6233	358	30.9	17
5.	General medical and surgical hospitals	6221	323	20.2	17
6.	Elementary and secondary schools	6111	320	13.5	16
7.	Depository credit intermediation	5221	209	38.1	37
8.	Health and personal care stores	4461	194	38.4	23.5
9.	Traveller accommodation	7211	193	26.2	17
10.	Building material and supplies dealers	4441	174	24.4	17
11.	Offices of other health practitioners	6213	168	23.6	17
12.	Services to buildings and dwellings	5617	167	22.0	17
13.	Clothing stores	4481	146	30.1	17
14.	Other local, municipal and regional public administration	9139	126	17.4	17
15.	Automotive repair and maintenance	8111	120	22.5	17
16.	Other amusement and recreation industries	7139	116	22.4	17
17.	Individual and family services	6241	114	22.2	17
18.	Home health care services	6216	111	31.0	17
19.	Automobile dealers	4411	104	24.0	17
20.	Plastic product manufacturing	3261	102	18.3	17
21.	Building equipment contractors	2382	96	35.4	17
22.	Advertising, public relations, and related services	5418	95	41.4	32.5
23.	Architectural, engineering and related services	5413	91	26.5	17
24.	Gambling industries	7132	91	28.2	17
25.	Other miscellaneous store retailers	4539	83	16.9	17
26.	Personal care services	8121	75	32.8	17
27.	Investigation and security services	5616	75	29.9	18
28.	Furniture stores	4421	71	32.3	17.5
29.	Building finishing contractors	2383	71	25.9	17
30.	Child day-care services	6244	69	27.1	17
31.	Department stores	4521	69	32.9	30

TOP HIRING SECTORS BY 5-DIGIT NAICS CODE

What sectors are hiring?

	5-DIGIT NAICS LABEL	NAICS_5	POSTING COUNT ▾	AVG POSTING LENGTH IN DAYS	MEDIAN POSTING LENGTH IN DAYS
1.	Employment placement agencies and executive search services	56131	980	30.4	17
2.	Full-service restaurants and limited-service eating places	72251	552	31.1	17
3.	Supermarkets and other grocery (except convenience) stores	44511	429	35.2	29
4.	Community care facilities for the elderly	62331	358	30.9	17
5.	General medical and surgical hospitals	62211	323	20.2	17
6.	Elementary and secondary schools	61111	320	13.5	16
7.	Banking	52211	209	38.1	37
8.	Hotels (except casino hotels) and motels	72111	187	26.6	17
9.	Home centres	44411	155	24.7	17
10.	Other local, municipal and regional public administration	91391	126	17.4	17
11.	Pharmacies and drug stores	44611	124	39.9	35
12.	Home health care services	62161	111	31.0	17
13.	New car dealers	44111	98	24.3	17
14.	Casinos (except casino hotels)	71321	91	28.2	17
15.	Janitorial services	56172	80	20.8	17
16.	Advertising agencies	54181	80	40.5	32.5
17.	Other automotive repair and maintenance	81119	78	22.3	17
18.	All other miscellaneous store retailers	45399	74	16.8	17
19.	Offices of mental health practitioners (except physicians)	62133	74	22.4	17
20.	Furniture stores	44211	71	32.3	17.5
21.	Child day-care services	62441	69	27.1	17
22.	Department stores	45211	69	32.9	30
23.	Landscaping services	56173	69	23.2	17
24.	Offices of dentists	62121	68	20.1	17
25.	Community colleges and C.E.G.E.P.s	61121	67	46.7	40
26.	Automobile and light-duty motor vehicle manufacturing	33611	64	26.7	17
27.	Accounting, tax preparation, bookkeeping and payroll services	54121	63	26.1	17
28.	Other out-patient care centres	62149	63	20.8	17
29.	Other provincial and territorial public administration	91291	63	17.8	17
30.	Investigation, guard and armoured car services	56161	62	28.7	18.5
31.	Hair care and esthetic services	81211	61	36.0	30

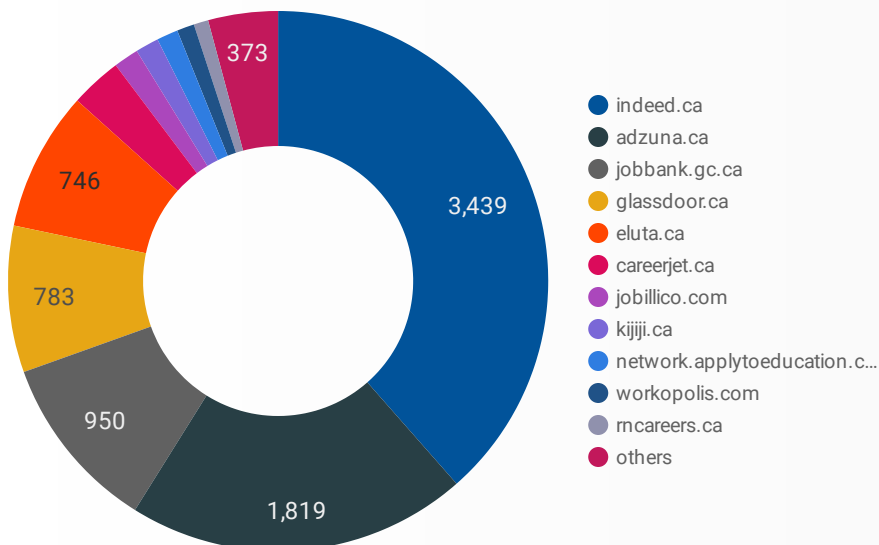
TOP HIRING SECTORS BY 6-DIGIT NAICS CODE

What sectors are hiring?

	6-DIGIT NAICS LABEL	NAICS CODE	POSTING COUNT ▼	AVG POSTING LENGTH IN DAYS	MEDIAN POSTING LENGTH IN DAYS
1.	Employment placement agencies and executive search services	561310	980	30.4	17
2.	Supermarkets and other grocery (except convenience) stores	445110	429	35.2	29
3.	Community care facilities for the elderly	623310	358	30.9	17
4.	Limited-service eating places	722512	327	30.8	17
5.	General (except paediatric) hospitals	622111	323	20.2	17
6.	Elementary and secondary schools	611110	320	13.5	16
7.	Full-service restaurants	722511	225	31.6	17
8.	Corporate and institutional banking industry	522112	172	40.5	39
9.	Home centres	444110	155	24.7	17
10.	Resorts	721113	139	28.6	17
11.	Other local, municipal and regional public administration	913910	126	17.4	17
12.	Pharmacies and drug stores	446110	124	39.9	35
13.	Home health care services	621610	111	31.0	17
14.	New car dealers	441110	98	24.3	17
15.	Casinos (except casino hotels)	713210	91	28.2	17
16.	Advertising agencies	541810	80	40.5	32.5
17.	Janitorial services (except window cleaning)	561722	77	20.9	17
18.	Offices of mental health practitioners (except physicians)	621330	74	22.4	17
19.	Furniture stores	442110	71	32.3	17.5
20.	Child day-care services	624410	69	27.1	17
21.	Department stores	452110	69	32.9	30
22.	Landscaping services	561730	69	23.2	17
23.	Offices of dentists	621210	68	20.1	17
24.	Community colleges and C.E.G.E.P.s	611210	67	46.7	40
25.	All other automotive repair and maintenance	811199	67	19.7	17
26.	Automobile and light-duty motor vehicle manufacturing	336110	64	26.7	17
27.	Other provincial and territorial public administration	912910	63	17.8	17
28.	Food service contractors	722310	58	31.1	17
29.	Plumbing, heating and air-conditioning contractors	238220	57	39.4	23.5
30.	Offices of accountants	541212	57	26.8	17
31.	Family clothing stores	448110	57	22.7	17

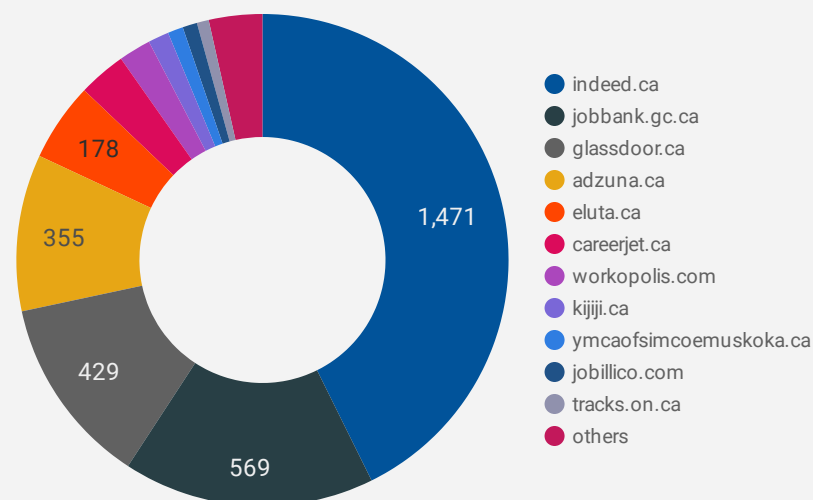
JOB POSTINGS BY JOB BOARD

What share of unique job postings appear on each job board?



COMPANIES BY JOB BOARD

What share of unique job postings appear on each job board?



JOB POSTING DETAILS BY JOB BOARD

How does job posting activity differ by job board?

	JOB BOARD	POSTING COUNT ▾	AVG POSTING LENGTH IN DAYS	MEDIAN POSTING LENGTH IN DAYS	# OF COMPANIES
1.	indeed.ca	3,439	16.7	17	1,471
2.	adzuna.ca	1,819	52.8	60	355
3.	jobbank.gc.ca	950	37.7	29	569
4.	glassdoor.ca	783	22.5	22	429
5.	eluta.ca	746	17.0	17	178
6.	careerjet.ca	275	36.3	35	108
7.	jobillico.com	134	16.0	11	33
8.	kijiji.ca	125	15.0	15	47
9.	network.applytoeducation.com	114	8.7	7	2
10.	workopolis.com	93			73
11.	rncareers.ca	78	25.9	18	19
12.	ymcaofsimcoemuskoka.ca	64	35.2	29	35
13.	agilec.ca	44	52.6	47	15
14.	careerowl.ca	37	128.2	119	26
15.	tracks.on.ca	36	30.0	30	27
16.	jobboard.focuscdc.on.ca	32	97.0	30	8
17.	careerarc.com	32	77.8	56	8
18.	randstad.ca	26	12.9	4	1