



JOB DEMAND REPORT

NOVEMBER 2022

HIGHLIGHTS

JOB POSTINGS BY THE NUMBERS

POSTING COUNT	NEW THIS MONTH	COMPANIES	JOB BOARDS
9,907	5,316	2,944	29

OF DAYS POSTED

AVERAGE	MEDIAN
19.7	17

REPORT BUILDER

The default filter selection below will show all job demand data for the month. You can use the filters to create a customized report for the purpose of understanding a subset of the data.

OCCUPATION FILTERS

SKILL TYPE NAME / 1-DIGIT NOC	▼
MAJOR GROUP / 2-DIGIT NOC	▼
MINOR GROUP / 3-DIGIT NOC	▼
UNIT GROUP / 4-DIGIT NOC	▼
SKILL LEVEL	▼
JOB TYPE	▼
JOB DURATION	▼
ADDITIONAL LANGUAGE	▼
SPECIFIC JOB TAGS	▼

INDUSTRY/SECTOR FILTERS

HIRING SECTOR BY 2-DIGIT NAICS CODE	▼
HIRING SECTOR BY 3-DIGIT NAICS CODE	▼
HIRING SECTOR BY 4-DIGIT NAICS CODE	▼
HIRING SECTOR BY 5-DIGIT NAICS CODE	▼
HIRING SECTOR BY 6-DIGIT NAICS CODE	▼

OTHER FILTERS

JOB BOARD	▼
MUNICIPALITY	▼

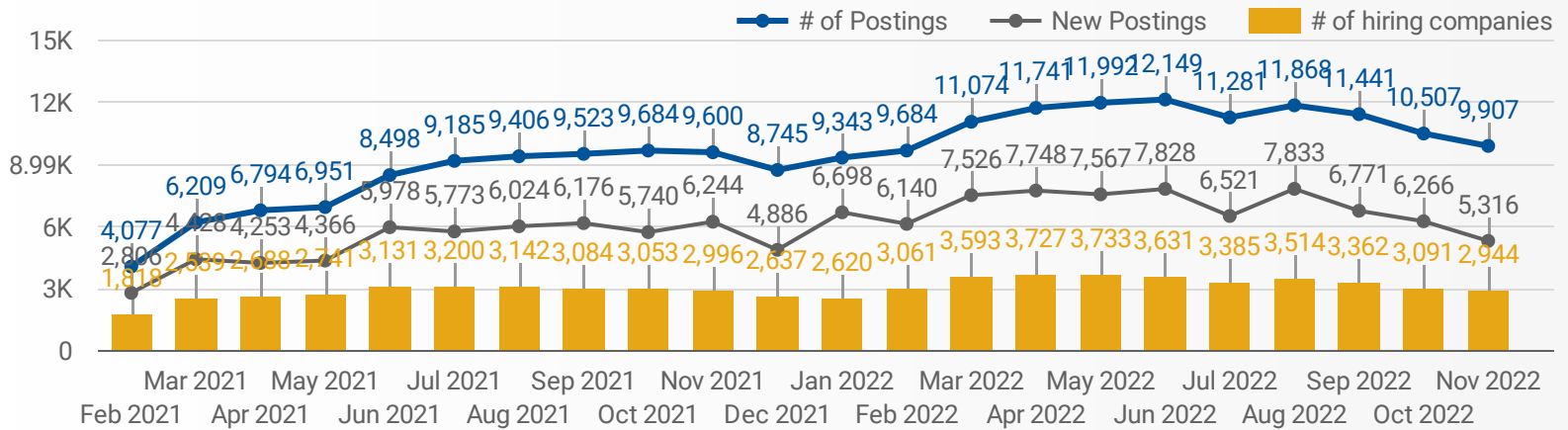
NOC = National Occupation Classification | NAICS = North American Industry Classification System

Source:

Job posting data collected by Work in Simcoe County from job boards and employer websites who recruit candidates in Simcoe County.

JOB POSTINGS BY MONTH FOR SIMCOE COUNTY

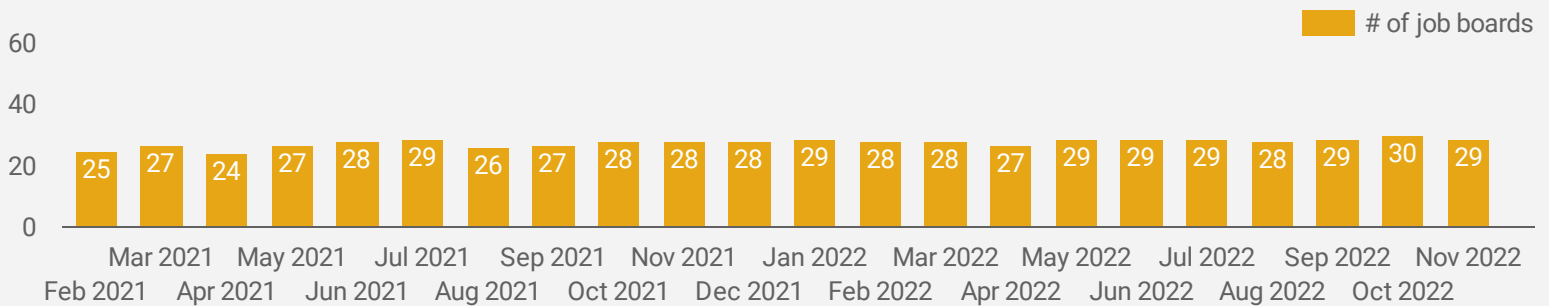
How many job postings were active for at least 1 day this month?



NOTE: This graph cannot be filtered using the controls on the cover page

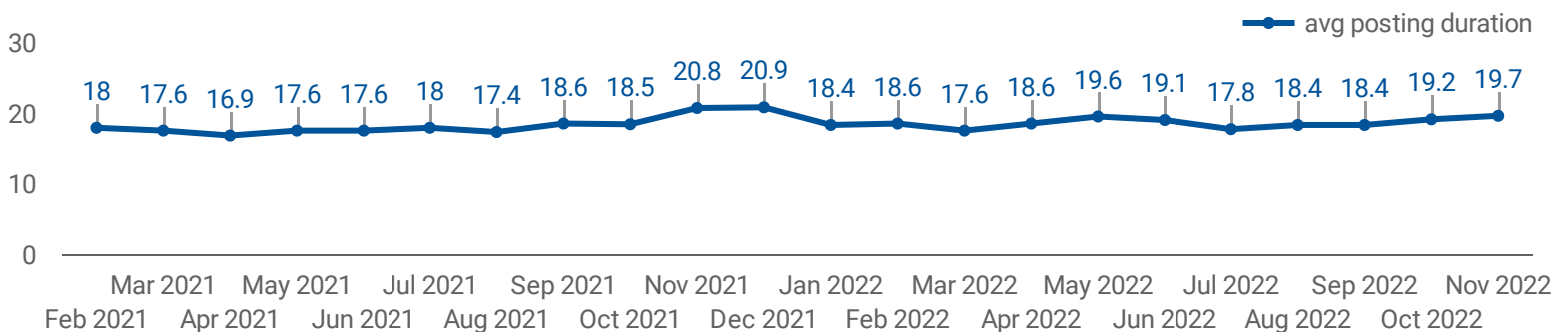
NUMBER OF ACTIVE JOB BOARDS

How many job postings were active for at least 1 day this month on these job boards?



AVERAGE POSTING LENGTH BY DAYS

How long are employers having to recruit for to find candidates to fill their job vacancies?



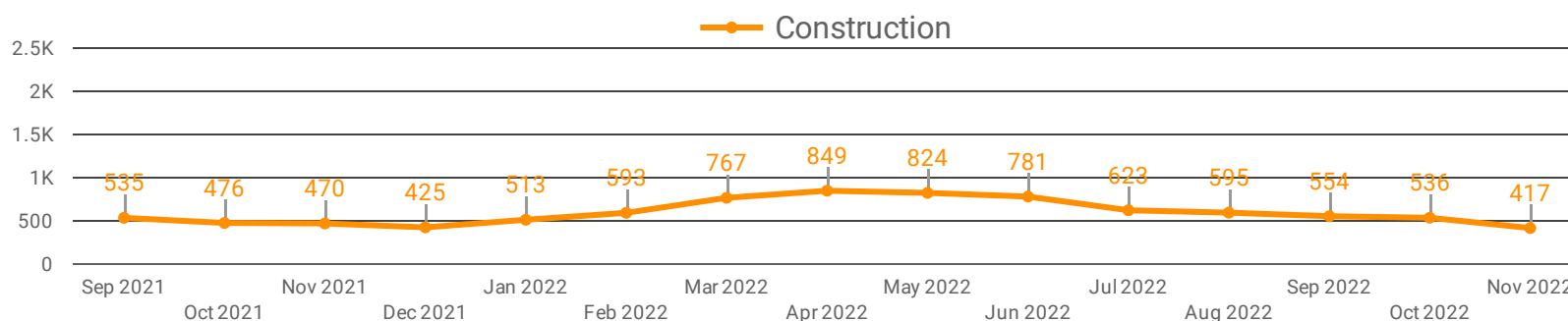
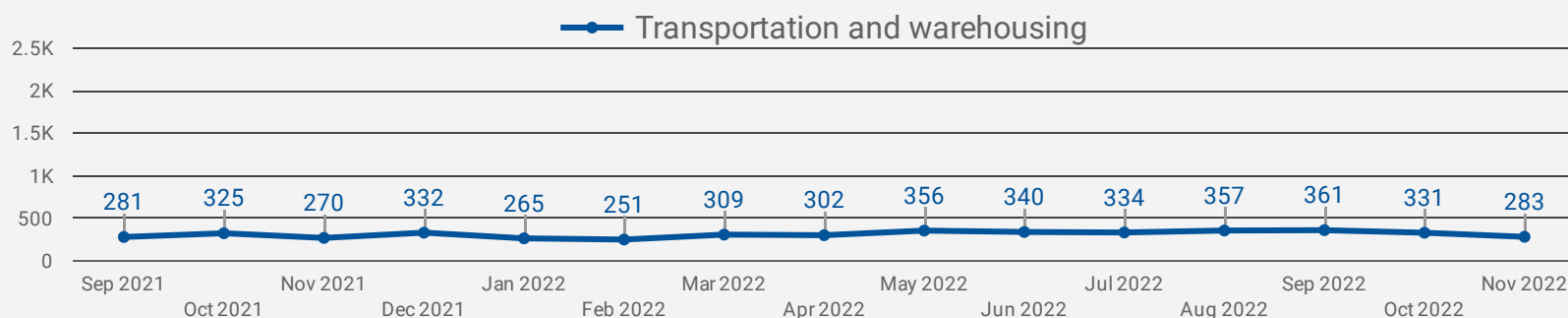
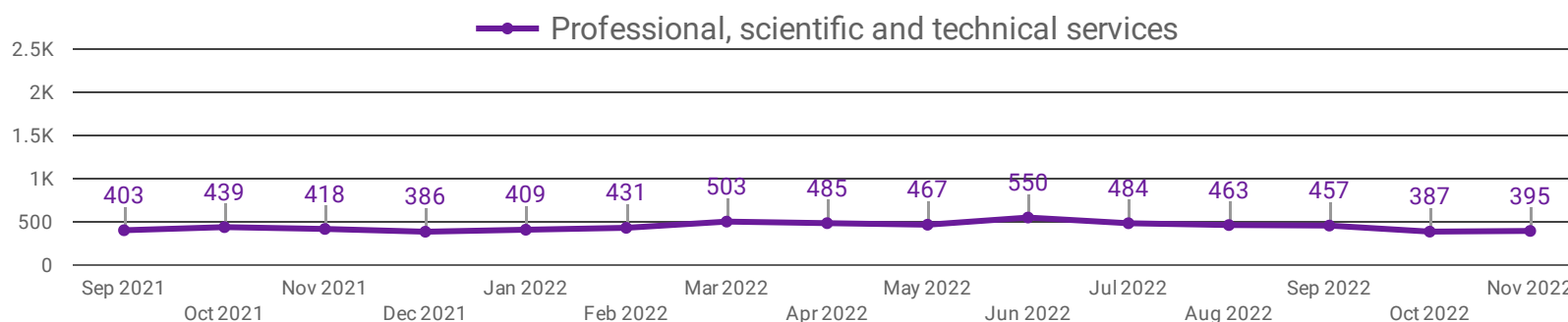
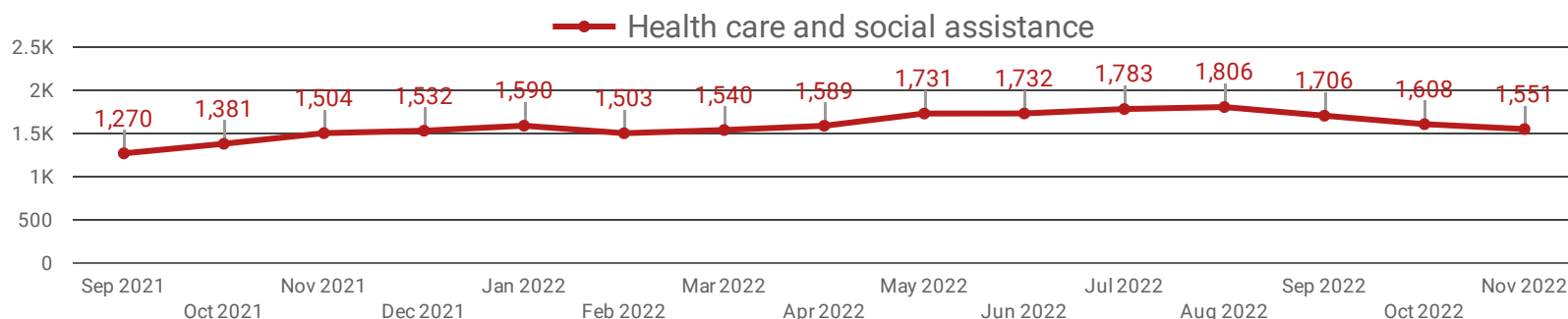
POST DATE TIMELINE FOR THIS MONTH'S ACTIVE JOB POSTINGS

How many job postings were active for at least 1 day this month?



DEMAND BY KEY SECTOR FOR SIMCOE COUNTY

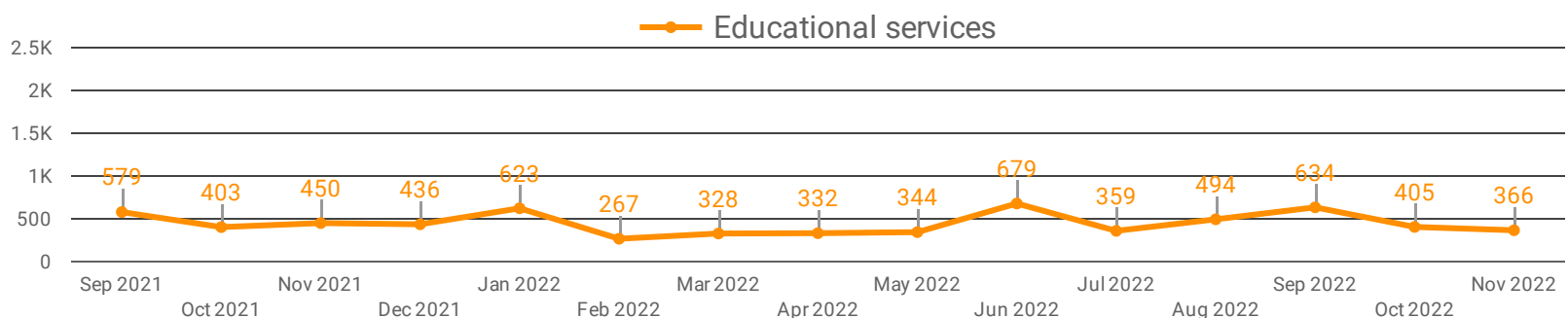
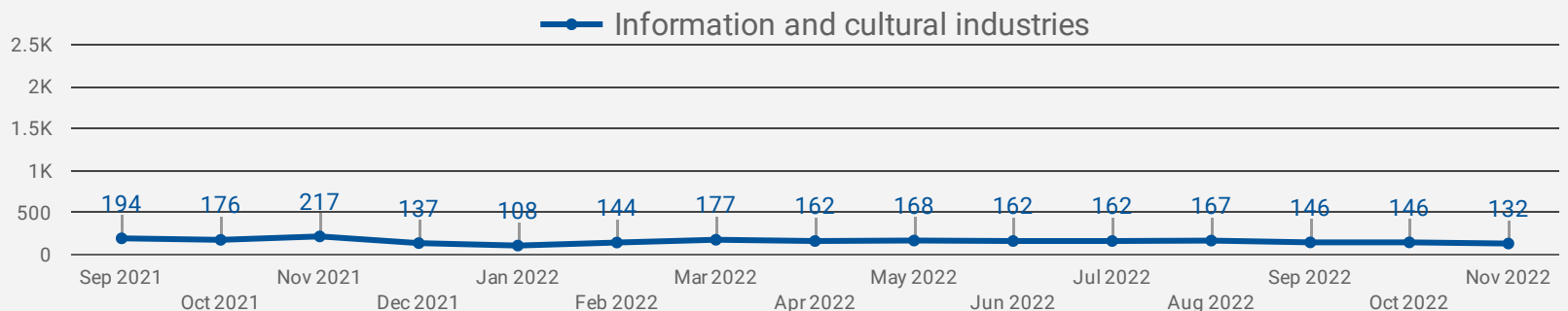
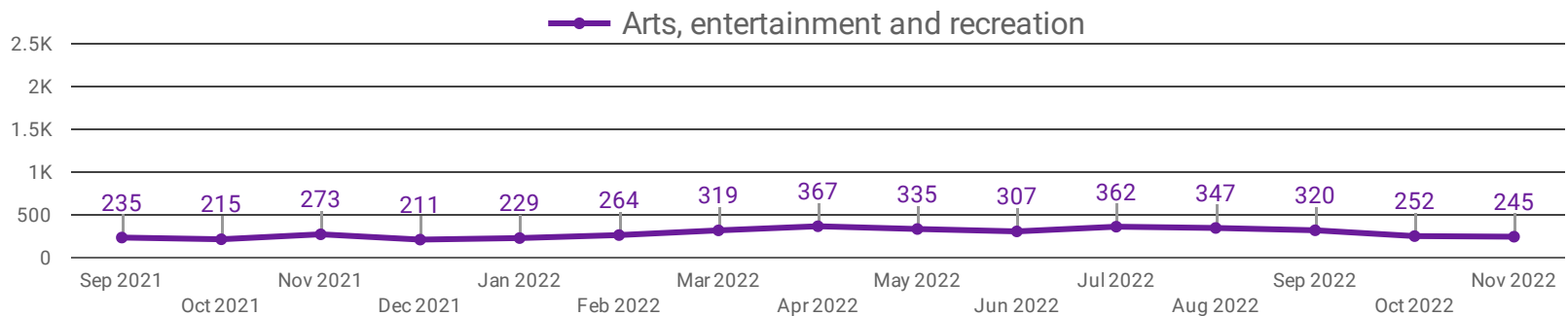
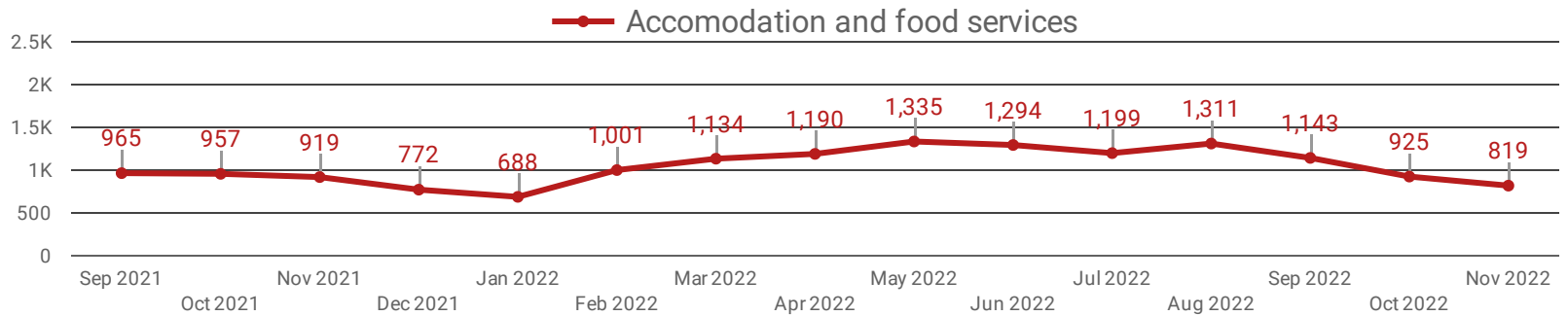
How many job postings were active for at least 1 day this month by sector?



NOTE: This graph cannot be filtered using the controls on the cover page

DEMAND BY IMPACTED SECTOR FOR SIMCOE COUNTY

How many job postings were active for at least 1 day this month by sector?



NOTE: This graph cannot be filtered using the controls on the cover page

JOB POSTINGS BY COMMUNITY

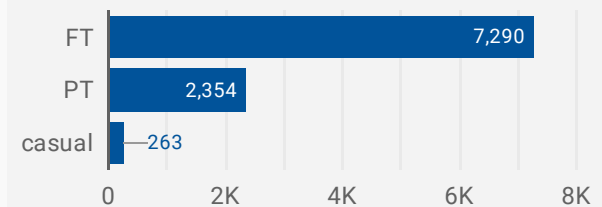
How many job postings were active for at least 1 day this month?

	COMMUNITY	POSTING COUNT	AVG POSTING LENGTH IN DAYS	MEDIAN POSTING LENGTH IN DAYS
1.	Barrie	4,234	18.3	17
2.	Orillia	1,024	17.6	17
3.	Collingwood	784	21.5	17
4.	New Tecumseth	676	24.4	17
5.	Innisfil	626	18.6	17
6.	Bradford West Gwillimbury	584	20.1	17
7.	Midland	526	20.6	17
8.	Wasaga Beach	192	21.0	17
9.	Springwater	187	18.1	17
10.	Clearview	177	21.9	17
11.	Penetanguishene	171	18.5	17
12.	Essa	132	18.4	17
13.	Oro-Medonte	121	19.1	17
14.	Ramara	117	18.5	17
15.	Severn	72	22.5	17
16.	Borden	55	36.2	17
17.	Adjala-Tosorontio	28	32.0	17
18.	Tay	22	17.1	17
19.	Tiny	15	15.8	17

1 - 19 / 19 < >

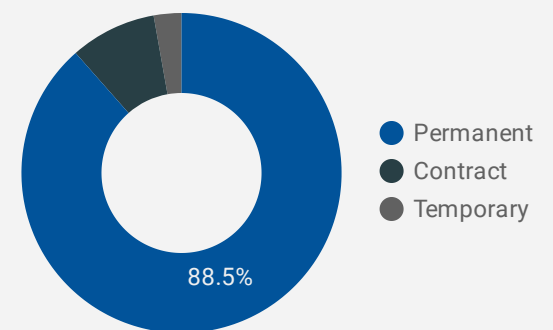
JOB TYPE

Full-time vs Part-time



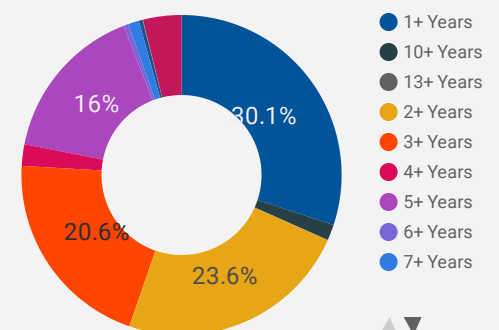
JOB DURATION

Permanency of jobs posted



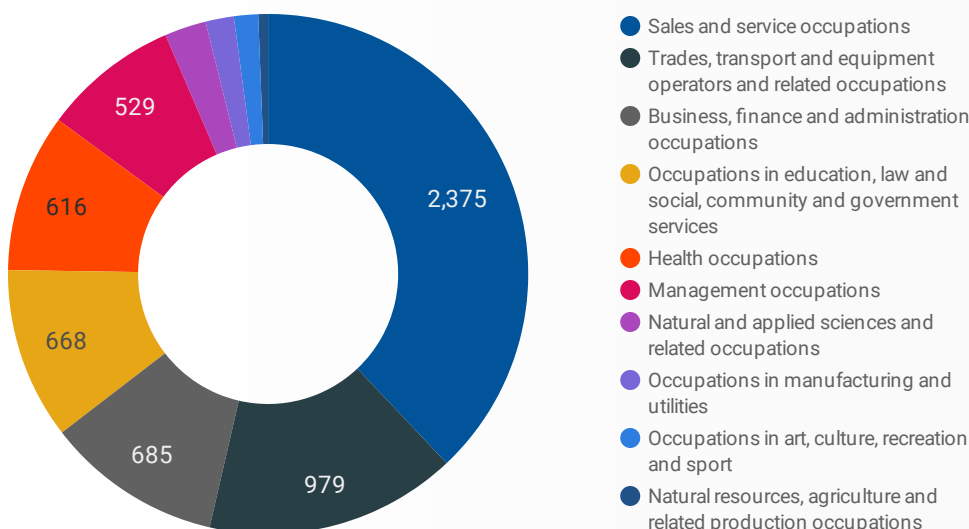
JOB EXPERIENCE LEVEL

Job Postings by Experience Level Required



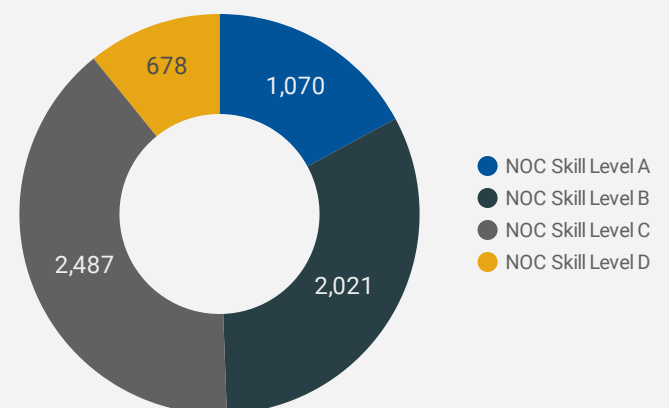
JOB POSTINGS BY JOB CATEGORY

What broad occupational category is being recruited?



JOB POSTINGS BY SKILL LEVEL

What education do occupations typically require?



Skill Level A = Usually University education | Skill Level B = Usually College education or Apprenticeship training | Skill Level C = Usually Secondary education or occupation-specific training | Skill Level D = Usually on-the-job training

TOP HIRING EMPLOYERS & AGENCIES

Who is hiring?












	COMPANY	COMMUNITY	POSTINGS COUNT ▾	AVG POSTING LENGTH IN DAYS	MEDIAN POSTING LENGTH IN DAYS
1.	Orillia Soldiers' Memorial Hospital	Orillia	108	13.7	17
2.	Royal Victoria Regional Health Centre	Barrie	84	17.1	17
3.	Simcoe County District School Board	Barrie	65	13.2	17
4.	Equest	Barrie	59	null	null
5.	Adzuna	Barrie	55	17.0	17
6.	Sienna Senior Living	Barrie	53	20.5	17
7.	Georgian Bay General Hospital	Midland	45	14.3	14
8.	Waypoint Centre for Mental Health Care	Penetanguishene	43	16.9	17
9.	Friday Harbour Resort	Innisfil	41	13.5	17
10.	Horseshoe Resort	Barrie	39	17.0	17
11.	Lowe's	Barrie	39	18.3	17
12.	Collingwood General and Marine Hospital	Collingwood	38	16.6	17
13.	Nottawasaga Inn Resort	New Tecumseth	37	17.5	17
14.	Georgian College	Barrie	37	25.7	30
15.	RONA inc.	Barrie	36	16.2	17
16.	TRACKS Employment and Resource Services of Georgian Bay	Collingwood	36	33.2	35
17.	Simcoe County District School Board	Springwater	32	18.5	17
18.	Sienna Senior Living	Bradford West Gwillimbury	31	13.2	15
19.	ESS Direct Inc.	Barrie	29	17.0	17
20.	Canadian Tire	Barrie	28	16.7	17
21.	Canadian Forces Morale and Welfare Services - CFMWS	Essa	27	15.1	17
22.	Scotiabank	Barrie	26	18.4	17
23.	Loblaw Companies Limited	Barrie	26	17.0	17
24.	eCapital, Inc.	Orillia	25	18.6	17
25.	Adzuna	New Tecumseth	23	null	null
26.	AppleOne Employment Services	Barrie	23	16.8	17
27.	Bell	Barrie	23	26.3	30
28.	Express Employment Professionals	Barrie	22	17.0	17
29.	Adzuna	Orillia	22	18.3	18
30.	Sienna Senior Living	Orillia	22	11.4	7

TOP HOURLY WAGES IN JOB POSTINGS

What are employers willing to pay to find the perfect candidate?












of Minimum Wage Jobs

235

	JOB TITLE	COMPANY	LOCATION	HOURLY WAGE ▾
1.	Av Technician	Auxe	Barrie	100 
2.	In-person Psychotherapist (private Practice; Independent Contractor)	Inner Growth Counselling & Psychotherapy	Barrie	100 
3.	Speech-language Pathologist	Mariposa Speech and Language Clinic	Severn	98 
4.	Registered Massage Therapist (rmt)	Balance Chiropractic	Barrie	90 
5.	R. Ac Or R. Tcmp	ACUPUNCTURIST STUDIO	Collingwood	77 
6.	R. Ac Or R. Tcmp	ACUPUNCTURIST STUDIO	Barrie	77 
7.	Psychologist-clinical Consultant&trainer	Waypoint Centre for Mental Health Care	Penetanguishene	71.92 
8.	Data Quality Analyst - Expert	Manpower Canada	Orillia	70 
9.	Support Worker	Respite Care Keepers	New Tecumseth	70 
10.	Manager, Financial Planning And Analysis	Royal Victoria Regional Health Centre	Barrie	65.59 
11.	Rmt- Full Or Part Time	Adams Massage Therapy & Medi Spa	Barrie	65 
				1 - 100 / 2375 < >

TOP SALARIES IN JOB POSTINGS

What are employers willing to pay to find the perfect candidate?

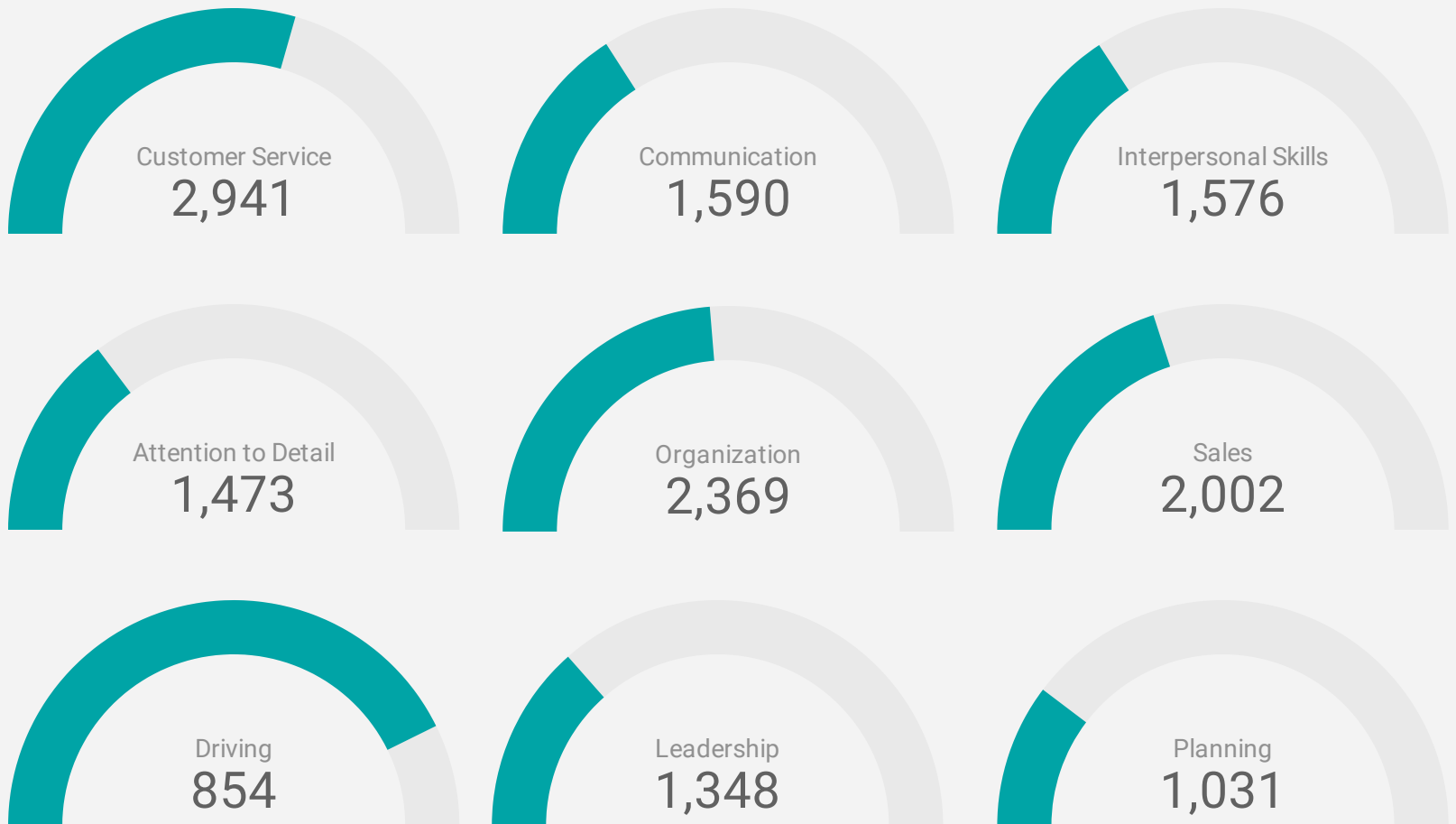
	JOB TITLE	COMPANY	LOCATION	ANNUAL SALARY ▾
1.	Associate Dentist	The Tooth Corner	Barrie	311,812 
2.	Associate Dentist	White Cedar Dental	Barrie	300,000 
3.	Az Cross-border Owner Operator	Trailwood Transport Ltd.	New Tecumseth	200,000 
4.	Family Law Lawyer	Galbraith Family Law Professional Corporation	Barrie	200,000 
5.	Veterinary Vacancy, Collingwood, Ontario	Global Talent Partners	Collingwood	160,000 
6.	Veterinarian Role, Barrie, On	Global Talent Partners	Barrie	160,000 
7.	Veterinary Role, Barrie, Ontario	Global Talent Partners	Barrie	160,000 
8.	Sales Advisor - Home Comfort - Barrie Area	PeopleFind,Inc.	Barrie	150,000 
9.	Sub-prime Finance Manager	401 Auto	Barrie	150,000 
10.	Carpet And Tile Installer With A Minimum Of 3 Years Experience	ORANGE ROOM SERVICES	Barrie	150,000 
11.	150,000 
				1 - 100 / 2757 < >

TOP IN-DEMAND SKILLS

How many times were these skills found in job postings?

ACTIVE JOB POSTINGS THIS MONTH

9,907



KEY JOB REQUIREMENTS

How often are these requirements desired in job postings?

ACTIVE JOB POSTINGS THIS MONTH

9,907



Driver's License
1,839



First Aid
673



Regular Access to a Vehi
398



Criminal Record Check
1,024



Microsoft Office
578



Food Safety
191

TOP OCCUPATIONS BY SKILL, FREQUENCY & DURATION

What jobs are in-demand and/or hard to fill?

	4 DIGIT NOC	4 DIGIT NOC NAME	SKILL LEVEL	POSTING COUNT	AVG POSTING LENGTH IN DAYS	MEDIAN POSTING LENGTH IN DAYS
1.	6421	Retail salespersons	NOC Skill Level C	635	17.4	17
2.	4412	Home support workers housekeepers and related occupations	NOC Skill Level C	303	18.2	17
3.	6322	Cooks	NOC Skill Level B	250	28.5	17
4.	6552	Other customer and information services representatives	NOC Skill Level C	232	21.5	17
5.	0621	Retail and wholesale trade managers	NOC Skill Level A	215	20.5	17
6.	7452	Material handlers	NOC Skill Level C	180	21.6	17
7.	3233	Licensed practical nurses	NOC Skill Level B	143	19.0	17
8.	6731	Light duty cleaners	NOC Skill Level D	121	16.6	17
9.	1241	Administrative assistants	NOC Skill Level B	120	21.3	17
10.	6611	Cashiers	NOC Skill Level D	115	19.2	17
11.	7511	Transport truck drivers	NOC Skill Level C	110	18.6	17
12.	6711	Food counter attendants kitchen helpers and related support occupations	NOC Skill Level D	107	21.2	17
13.	4212	Social and community service workers	NOC Skill Level B	104	23.4	17
14.	7514	Delivery and courier service drivers	NOC Skill Level C	94	16.5	17
15.	6513	Food and beverage servers	NOC Skill Level C	94	19.0	17
16.	6311	Food service supervisors	NOC Skill Level B	91	70.6	85
17.	3219	Other medical technologists and technicians (except dental health)	NOC Skill Level B	86	21.9	17
18.	7271	Carpenters	NOC Skill Level B	69	26.0	17
19.	0631	Restaurant and food service managers	NOC Skill Level A	68	18.8	17
20.	6622	Store shelf stockers clerks and order fillers	NOC Skill Level D	68	20.8	17
21.	6541	Security guards and related security service occupations	NOC Skill Level C	68	17.6	17
22.	6211	Retail sales supervisors	NOC Skill Level B	67	32.1	17
23.	6222	Retail and wholesale buyers	NOC Skill Level B	62	20.4	17
24.	1114	Other financial officers	NOC Skill Level A	62	17.2	17
25.	6733	Janitors caretakers and building superintendents	NOC Skill Level D	59	26.1	17
26.	4214	Early childhood educators and assistants	NOC Skill Level B	57	21.3	17
27.	7611	Construction trades helpers and labourers	NOC Skill Level D	56	16.9	17
28.	6512	Bartenders	NOC Skill Level C	55	18.5	17
29.	4413	Elementary and secondary school teacher assistants	NOC Skill Level C	54	13.0	17
--	----	-----	-----	--	---	--

JOB POSTINGS BY 3-DIGIT NATIONAL OCCUPATION CLASSIFICATION

What jobs are hard to fill and/or in-demand?

	3 DIGIT NOC	3 DIGIT NOC NAME	SKILL LEVEL	POSTING COUNT ▼	AVG POSTING LENGTH IN DAYS	MEDIAN POSTING LENGTH IN DAYS
1.	642	Retail salespersons	NOC Skill Level C	635	17.4	17
2.	441	Home care providers and educational support occupations	NOC Skill Level C	361	17.2	17
3.	632	Chefs and cooks	NOC Skill Level B	288	27.3	17
4.	655	Customer and information services representatives	NOC Skill Level C	235	21.4	17
5.	751	Motor vehicle and transit drivers	NOC Skill Level C	224	18.2	17
6.	062	Retail and wholesale trade managers	NOC Skill Level A	215	20.5	17
7.	673	Cleaners	NOC Skill Level D	199	19.4	17
8.	421	Paraprofessional occupations in legal, social, community and education services	NOC Skill Level B	185	22.0	17
9.	323	Other technical occupations in health care	NOC Skill Level B	185	18.9	17
10.	651	Occupations in food and beverage service	NOC Skill Level C	180	24.0	17
11.	745	Longshore workers and material handlers	NOC Skill Level C	180	21.6	17
12.	124	Office administrative assistants - general, legal and medical	NOC Skill Level B	126	20.9	17
13.	321	Medical technologists and technicians (except dental health)	NOC Skill Level B	121	20.5	17
14.	661	Cashiers	NOC Skill Level D	115	19.2	17
15.	671	Food counter attendants, kitchen helpers and related support occupations	NOC Skill Level D	107	21.2	17
16.	631	Service supervisors	NOC Skill Level B	106	63.4	31
17.	152	Supply chain logistics, tracking and scheduling co-ordination occupations	NOC Skill Level C	99	19.5	17
18.	341	Assisting occupations in support of health services	NOC Skill Level C	97	23.1	17
19.	141	General office workers	NOC Skill Level C	96	17.0	17
20.	111	Auditors, accountants and investment professionals	NOC Skill Level A	95	16.8	17
21.	662	Other sales support and related occupations	NOC Skill Level D	91	20.2	17
22.	727	Carpenters and cabinetmakers	NOC Skill Level B	74	25.6	17
23.	723	Machining, metal forming, shaping and erecting trades	NOC Skill Level B	73	16.8	17
24.	063	Managers in food service and accommodation	NOC Skill Level A	73	18.7	17
25.	011	Senior managers - construction, transportation, production and utilities	NOC Skill Level A	71	33.2	17
26.	654	Security guards and related security service occupations	NOC Skill Level C	68	17.6	17
27.	122	Administrative and regulatory occupations	NOC Skill Level B	67	22.3	17
28.	622	Technical sales specialists in wholesale trade and retail and wholesale buyers	NOC Skill Level B	67	20.1	17

JOB POSTINGS BY 2-DIGIT NATIONAL OCCUPATION CLASSIFICATION

What jobs are hard to fill and/or in-demand?

	2 DIGIT NOC	2 DIGIT NOC NAME	SKILL LEVEL	POSTING COUNT ▼	AVG POSTING LENGTH IN DAYS	MEDIAN POSTING LENGTH IN DAYS
1.	64	Sales representatives and salespersons - wholesale and retail trade	NOC Skill Level C	638	17.4	17
2.	65	Service representatives and other customer and personal services occupations	NOC Skill Level C	555	21.5	17
3.	63	Service supervisors and specialized service occupations	NOC Skill Level B	468	33.6	17
4.	44	Care providers and educational, legal and public protection support occupations	NOC Skill Level C	365	17.3	17
5.	67	Service support and other service occupations, n.e.c.	NOC Skill Level D	330	19.8	17
6.	32	Technical occupations in health	NOC Skill Level B	318	19.8	17
7.	06	Middle management occupations in retail and wholesale trade and customer services	NOC Skill Level A	308	20.4	17
8.	72	Industrial, electrical and construction trades	NOC Skill Level B	280	20.9	17
9.	75	Transport and heavy equipment operation and related maintenance occupations	NOC Skill Level C	259	18.1	17
10.	12	Administrative and financial supervisors and administrative occupations	NOC Skill Level B	233	21.5	17
11.	74	Other installers, repairers and servicers and material handlers	NOC Skill Level C	212	21.4	17
12.	66	Sales support occupations	NOC Skill Level D	206	19.6	17
13.	42	Paraprofessional occupations in legal, social, community and education services	NOC Skill Level B	185	22.0	17
14.	62	Retail sales supervisors and specialized sales occupations	NOC Skill Level B	178	23.7	17
15.	14	Office support occupations	NOC Skill Level C	153	17.2	17
16.	31	Professional occupations in health (except nursing)	NOC Skill Level A	146	19.9	17
17.	73	Maintenance and equipment operation trades	NOC Skill Level B	141	22.4	17
18.	11	Professional occupations in business and finance	NOC Skill Level A	129	16.7	17
19.	15	Distribution, tracking and scheduling co-ordination occupations	NOC Skill Level C	122	18.8	17
20.	01	Senior managers - construction, transportation, production and utilities	NOC Skill Level A	113	25.3	17
21.	34	Assisting occupations in support of health services	NOC Skill Level C	97	23.1	17
22.	22	Technical occupations related to natural and applied sciences	NOC Skill Level B	89	18.9	17
23.	76	Trades helpers, construction labourers and related occupations	NOC Skill Level D	87	23.7	17
24.	41	Professional occupations in law and social, community and government services	NOC Skill Level A	85	17.5	17
25.	21	Professional occupations in natural and applied sciences	NOC Skill Level A	73	16.4	17
26.	52	Technical occupations in art, culture, recreation and sport	NOC Skill Level B	73	19.4	17
27.	30	Professional occupations in nursing	NOC Skill Level A	55	19.3	17
					1 - 45 / 45	< >

MULTILINGUAL JOB POSTINGS BY THE NUMBERS

ACTIVE POSTINGS
919

NEW POSTINGS
0

COMPANIES
419

JOB LANGUAGES
9

OF DAYS POSTED

AVERAGE
17.9

MEDIAN
17

MULTILINGUAL JOB POSTINGS BY SKILL LEVEL

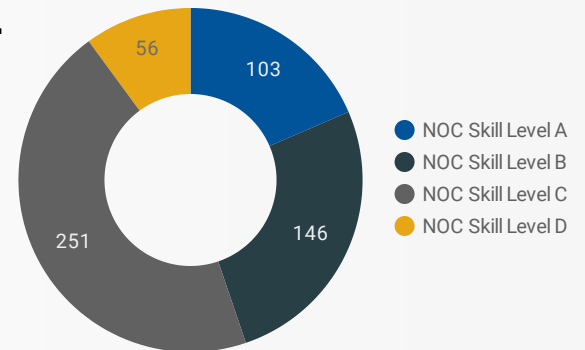
What language skills are employers looking for by occupational skill level?

103 Skill Level A - Management/ Professional Occupations usually requiring University

146 Skill Level B - Usually college education or apprenticeship training

251 Skill Level C - Usually secondary education or occupation-specific training

56 Skill Level D - Usually on-the-job training

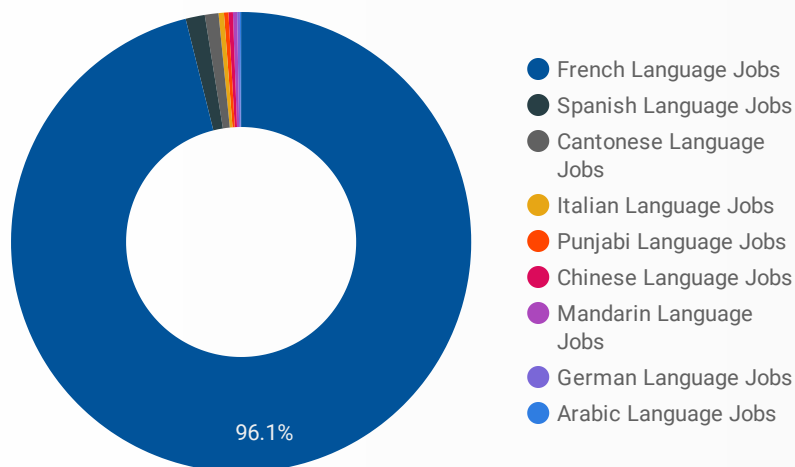


SKILL LEVEL / POSTING COUNT

JOB LANGUAGE	NOC Skill Level A	NOC Skill Level B	NOC Skill Level C	NOC Skill Level D
Spanish Language Jobs	3	3	1	
Punjabi Language Jobs	2			
Mandarin Language Jobs		2		
Italian Language Jobs		3	1	2
French Language Jobs	97	138	239	54
Cantonese Language Jobs			10	
Arabic Language Jobs	1			

LANGUAGE SKILLS BREAKDOWN

Which kinds of language skills do employers seek?



JOB LANGUAGES	POSTING COUNT
1. French Language Jobs	873
2. Cantonese Language Jobs	15
3. Spanish Language Jobs	15
4. Italian Language Jobs	7
5. Mandarin Language Jobs	3
6. Chinese Language Jobs	2
7. Punjabi Language Jobs	2
8. German Language Jobs	1

Post Date Timeline of this Month's Active Job Postings



LANGUAGE SKILLS BEING RECRUITED BY JOB CATEGORY

What language skills are sought by 1-Digit NOC?

BROAD OCCUPATIONAL CATEGORY	Spanish L...	Punjabi L...	Mandarin...	Italian La...	French L...	Cantones...	Grand total
Trades, transport and equipment operator...					71		71
Sales and service occupations	2			5	195	10	212
Occupations in manufacturing and utilities					5		5
Occupations in education, law and social, ...				1	94		95
Occupations in art, culture, recreation and ...					14		14
Natural resources, agriculture and related ...					1		1
Natural and applied sciences and related o...	3				9		12
Management occupations	1	1			33		35
Health occupations					44		45
Business, finance and administration occu...	1	1	2		62		66
Grand total	7	2	2	6	528	10	556

MULTILINGUAL JOB POSTINGS BY COMMUNITY

What language skills are sought by 4-Digit NOC?

	MUNICIPALITY	JOB LANGUAGES ▾	AVG POSTING LENGTH IN DAYS	MEDIAN POSTING LENGTH IN DAYS
1.	Barrie	369	17.4	17
2.	New Tecumseth	78	17.6	17
3.	Midland	76	15.6	17
4.	Orillia	73	16.4	17
5.	Collingwood	64	21.0	17
6.	Penetanguishene	52	17.7	17
7.	Bradford West Gwillimbury	35	17.6	17
8.	Innisfil	31	18.9	17
9.	Oro-Medonte	20	17.0	17
10.	Ramara	18	20.7	17
11.	Borden	16	36.6	30
12.	Clearview	16	19.7	17
13.	Springwater	16	15.9	17
14.	Wasaga Beach	13	18.8	17
15.	Essa	10	31.4	17
16.	Tiny	9	17.0	17

LANGUAGE DEMAND BY JOB

What language skills are sought by 4-Digit NOC?

4 DIGIT NOC NAME		POSTINGS ▾
1.	Retail salespersons	51
2.	Other customer and information services re...	41
3.	Home support workers housekeepers and r...	39
4.	Material handlers	24
5.	Cooks	21
6.	Food counter attendants kitchen helpers an...	17
7.	Retail and wholesale trade managers	15
8.	Light duty cleaners	14
9.	Food and beverage servers	13
10.	Early childhood educators and assistants	13
11.	Administrative assistants	12
12.	Restaurant and food service managers	10
13.	Bartenders	10
14.	Janitors caretakers and building superinten...	9
15.	Delivery and courier service drivers	9
16.	Program leaders and instructors in recreati...	8
17.	Social workers	8
18.	Social and community service workers	8
19.	Transport truck drivers	7
20.	Family marriage and other related counsell...	7
21.	Registered nurses and registered psychiatri...	7
22.	Accounting technicians and bookkeepers	6
23.	Nurse aides orderlies and patient service a...	6
24.	Letter carriers	6
25.	General office support workers	6
26.	Licensed practical nurses	6
27.	Machinists and machining and tooling inspe...	6
28.	MaÃtres d'hÃtel and hosts/hostes...	5
29.	Elementary school and kindergarten teachers	5
30.	Residential and commercial installers and s...	5
31.	Other financial officers	4
32.	Chefs	4
1 - 100 / 126		< >

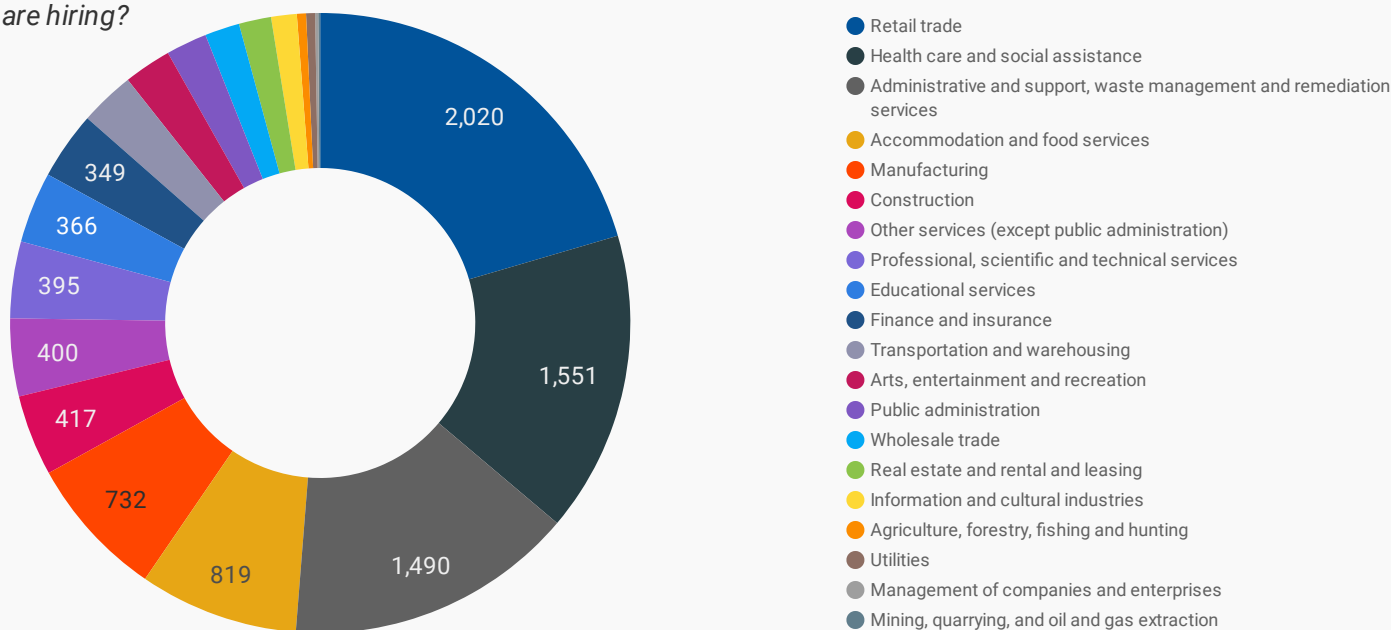
MULTILINGUAL HIRING EMPLOYERS

Which employers are seeking multilingual candidates?

COMPANY		POSTINGS ▾
1.	Waypoint Centre for Mental Health Care	41
2.	Nottawasaga Inn Resort	34
3.	Georgian Bay General Hospital	31
4.	Simcoe County District School Board	27
5.	Liquor Control Board of Ontario	20
6.	Gateway Casinos & Entertainment Limited	13
7.	La ClÃ©	12
8.	Bell	12
9.	La Source	12
10.	MPC Molded Precision Components	11
11.	Simcoe Parts Service Inc.	11
12.	Superior Facility Services	11
13.	Canadian Mental Health Association, Simcoe County	10
14.	Bell Canada	8
15.	The Elden of Bradford	8
16.	Mulcaster Mews Retirement Home	7
17.	CBI Health	7
18.	The Staffing Connection	6
19.	Canadian Tire Midland - Store #061	6
20.	Adzuna	6
21.	AmerisourceBergen Canada Inc.	6
22.	FedEx	6
23.	Sun Life Financial	5
24.	Canada Post Corp	5
25.	Kumi Canada Corporation	5
26.	Farm Boy Inc. (Barrie)	5
27.	Poppy's French Bistro	5
28.	Montanas BBQ and Bar	5
29.	The Corporation of the Township of Tiny	5
30.	CHATS-Community & Home Assistance To Seniors	5
1 - 50 / 420		< >

TOP HIRING SECTORS BY 2-DIGIT NAICS CODE

What sectors are hiring?



	2-DIGIT NAICS LABEL	NAICS CODE	POSTING COUNT	AVG POSTING LENGTH IN DAYS	MEDIAN POSTING LENGTH IN DAYS
1.	Retail trade	44-45	2,020	19.3	17
2.	Health care and social assistance	62	1,551	18.8	17
3.	Administrative and support, waste management and remediation services	56	1,490	18.3	17
4.	Accommodation and food services	72	819	23.8	17
5.	Manufacturing	31-33	732	21.5	17
6.	Construction	23	417	19.6	17
7.	Other services (except public administration)	81	400	21.2	17
8.	Professional, scientific and technical services	54	395	19.2	17
9.	Educational services	61	366	16.1	17
10.	Finance and insurance	52	349	16.3	17
11.	Transportation and warehousing	48-49	283	21.6	17
12.	Arts, entertainment and recreation	71	245	20.5	17
13.	Public administration	91	211	19.7	17
14.	Wholesale trade	41	179	23.0	17
15.	Real estate and rental and leasing	53	166	16.8	17
16.	Information and cultural industries	51	132	19.6	17
17.	Agriculture, forestry, fishing and hunting	11	47	51.5	17
18.	Utilities	22	46	17.4	17
19.	Management of companies and enterprises	55	16	13.6	17
20.	Mining, quarrying, and oil and gas extraction	21	10	17.0	17

NOTE: NAICS code 56 includes Employment Agencies. Manufacturing includes codes 31-33, Retail Trade includes codes 44-45 and Transportation and Warehousing includes codes 48-49.

TOP HIRING SECTORS BY 3-DIGIT NAICS CODE

What sectors are hiring?

	3-DIGIT NAICS LABEL	NAICS CODE	POSTING COUNT ▾	AVG POSTING LENGTH IN DAYS	MEDIAN POSTING LENGTH IN DAYS
1.	Administrative and support services	561	1,420	18.4	17
2.	Food services and drinking places	722	607	25.4	17
3.	Nursing and residential care facilities	623	501	19.5	17
4.	Ambulatory health care services	621	498	18.9	17
5.	Food and beverage stores	445	472	20.7	17
6.	Professional, scientific and technical services	541	395	19.2	17
7.	Educational services	611	366	16.1	17
8.	Specialty trade contractors	238	313	20.2	17
9.	Hospitals	622	306	15.3	17
10.	Building material and garden equipment and supplies dealers	444	274	16.5	17
11.	Credit intermediation and related activities	522	258	16.9	17
12.	Social assistance	624	246	22.4	17
13.	Clothing and clothing accessories stores	448	240	17.9	17
14.	Amusement, gambling and recreation industries	713	227	20.6	17
15.	Miscellaneous store retailers	453	219	17.7	17
16.	Accommodation services	721	212	19.8	17
17.	Health and personal care stores	446	199	26.0	17
18.	General merchandise stores	452	182	16.7	17
19.	Motor vehicle and parts dealers	441	164	17.6	17
20.	Repair and maintenance	811	146	21.8	17
21.	Personal and laundry services	812	124	23.1	17
22.	Local, municipal and regional public administration	913	117	16.6	17
23.	Furniture and home furnishings stores	442	107	23.2	17
24.	Plastics and rubber products manufacturing	326	106	18.1	17
25.	Religious, grant-making, civic, and professional and similar organizations	813	106	16.8	17
26.	Transportation equipment manufacturing	336	97	27.8	17
27.	Machinery manufacturing	333	95	17.1	17
28.	Real estate	531	92	16.4	17
29.	Couriers and messengers	492	89	24.4	17
30.	Telecommunications	517	82	20.1	17
31.	Beverage and tobacco product manufacturing	312	73	37.3	17

TOP HIRING SECTORS BY 4-DIGIT NAICS CODE

What sectors are hiring?

	4-DIGIT NAICS LABEL	NAICS CODE	POSTING COUNT ▾	AVG POSTING LENGTH IN DAYS	MEDIAN POSTING LENGTH IN DAYS
1.	Employment services	5613	1,089	18.1	17
2.	Full-service restaurants and limited-service eating places	7225	542	26.0	17
3.	Grocery stores	4451	446	20.4	17
4.	Community care facilities for the elderly	6233	440	19.5	17
5.	General medical and surgical hospitals	6221	306	15.3	17
6.	Building material and supplies dealers	4441	262	16.5	17
7.	Elementary and secondary schools	6111	221	14.0	16.5
8.	Clothing stores	4481	214	17.6	17
9.	Services to buildings and dwellings	5617	211	20.0	17
10.	Traveller accommodation	7211	208	19.7	17
11.	Health and personal care stores	4461	199	26.0	17
12.	Depository credit intermediation	5221	185	16.3	17
13.	Offices of other health practitioners	6213	179	18.8	17
14.	Home health care services	6216	137	16.8	17
15.	Other amusement and recreation industries	7139	129	18.0	17
16.	Individual and family services	6241	128	17.6	17
17.	Automotive repair and maintenance	8111	119	20.5	17
18.	Other local, municipal and regional public administration	9139	110	16.9	17
19.	Plastic product manufacturing	3261	106	18.1	17
20.	Automobile dealers	4411	105	16.8	17
21.	Advertising, public relations, and related services	5418	98	18.5	17
22.	Other miscellaneous store retailers	4539	94	16.4	17
23.	Department stores	4521	93	17.0	17
24.	Other general merchandise stores	4529	89	16.4	17
25.	Office supplies, stationery and gift stores	4532	87	18.8	17
26.	Building equipment contractors	2382	86	23.3	17
27.	Building finishing contractors	2383	84	19.7	17
28.	Investigation and security services	5616	83	18.2	17
29.	Gambling industries	7132	83	26.0	17
30.	Foundation, structure, and building exterior contractors	2381	82	20.4	17
31.	Personal care services	8121	82	26.8	17

TOP HIRING SECTORS BY 5-DIGIT NAICS CODE

What sectors are hiring?

	5-DIGIT NAICS LABEL	NAICS_5	POSTING COUNT ▾	AVG POSTING LENGTH IN DAYS	MEDIAN POSTING LENGTH IN DAYS
1.	Employment placement agencies and executive search services	56131	1,074	18.0	17
2.	Full-service restaurants and limited-service eating places	72251	542	26.0	17
3.	Community care facilities for the elderly	62331	440	19.5	17
4.	Supermarkets and other grocery (except convenience) stores	44511	431	19.6	17
5.	General medical and surgical hospitals	62211	306	15.3	17
6.	Home centres	44411	239	16.0	17
7.	Elementary and secondary schools	61111	221	14.0	16.5
8.	Hotels (except casino hotels) and motels	72111	206	19.7	17
9.	Banking	52211	185	16.3	17
10.	Home health care services	62161	137	16.8	17
11.	Pharmacies and drug stores	44611	131	28.9	17
12.	Other local, municipal and regional public administration	91391	110	16.9	17
13.	New car dealers	44111	99	16.8	17
14.	Janitorial services	56172	96	17.3	17
15.	Department stores	45211	93	17.0	17
16.	Family clothing stores	44814	91	17.7	17
17.	Landscaping services	56173	90	23.3	17
18.	All other general merchandise stores	45299	89	16.4	17
19.	All other miscellaneous store retailers	45399	88	16.3	17
20.	Office supplies and stationery stores	45321	85	18.9	17
21.	Advertising agencies	54181	84	18.4	17
22.	Casinos (except casino hotels)	71321	82	26.5	17
23.	Child day-care services	62441	79	16.7	17
24.	Furniture stores	44211	78	21.1	17
25.	Offices of mental health practitioners (except physicians)	62133	76	16.8	17
26.	Wired and wireless telecommunications carriers (except satellite)	51731	71	19.6	17
27.	Offices of dentists	62121	69	16.9	17
28.	Electronics and appliance stores	44314	69	16.6	17
29.	Couriers	49211	67	26.4	17
30.	Investigation, guard and armoured car services	56161	66	18.5	17
31.	Other automotive repair and maintenance	81119	65	19.0	17

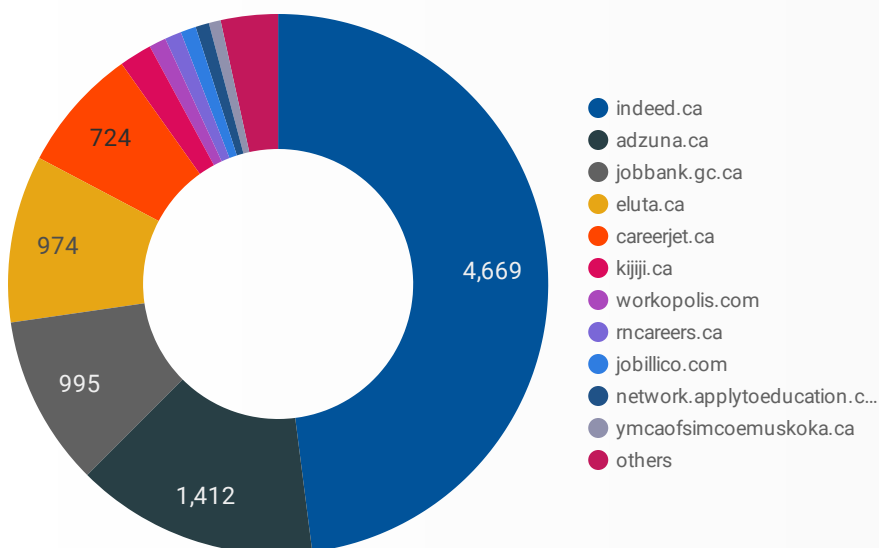
TOP HIRING SECTORS BY 6-DIGIT NAICS CODE

What sectors are hiring?

	6-DIGIT NAICS LABEL	NAICS CODE	POSTING COUNT	AVG POSTING LENGTH IN DAYS	MEDIAN POSTING LENGTH IN DAYS
1.	Employment placement agencies and executive search services	561310	1,074	18.0	17
2.	Community care facilities for the elderly	623310	440	19.5	17
3.	Supermarkets and other grocery (except convenience) stores	445110	431	19.6	17
4.	General (except paediatric) hospitals	622111	306	15.3	17
5.	Limited-service eating places	722512	299	27.5	17
6.	Full-service restaurants	722511	243	24.4	17
7.	Home centres	444110	239	16.0	17
8.	Elementary and secondary schools	611110	221	14.0	16.5
9.	Corporate and institutional banking industry	522112	155	16.7	17
10.	Resorts	721113	143	18.1	17
11.	Home health care services	621610	137	16.8	17
12.	Pharmacies and drug stores	446110	131	28.9	17
13.	Other local, municipal and regional public administration	913910	110	16.9	17
14.	New car dealers	441110	99	16.8	17
15.	Janitorial services (except window cleaning)	561722	94	17.4	17
16.	Department stores	452110	93	17.0	17
17.	Family clothing stores	448140	91	17.7	17
18.	Landscaping services	561730	90	23.3	17
19.	Office supplies and stationery stores	453210	85	18.9	17
20.	Advertising agencies	541810	84	18.4	17
21.	Casinos (except casino hotels)	713210	82	26.5	17
22.	Child day-care services	624410	79	16.7	17
23.	Furniture stores	442110	78	21.1	17
24.	Offices of mental health practitioners (except physicians)	621330	76	16.8	17
25.	Wired and wireless telecommunications carriers (except satellite)	517310	71	19.6	17
26.	Offices of dentists	621210	69	16.9	17
27.	Couriers	492110	67	26.4	17
28.	Home and auto supplies stores	452991	66	16.5	17
29.	Appliance, television and other electronics stores	443143	61	17.1	17
30.	Fitness and recreational sports centres	713940	61	17.2	17
31.	All other schools and instruction	611100	50	22.4	17

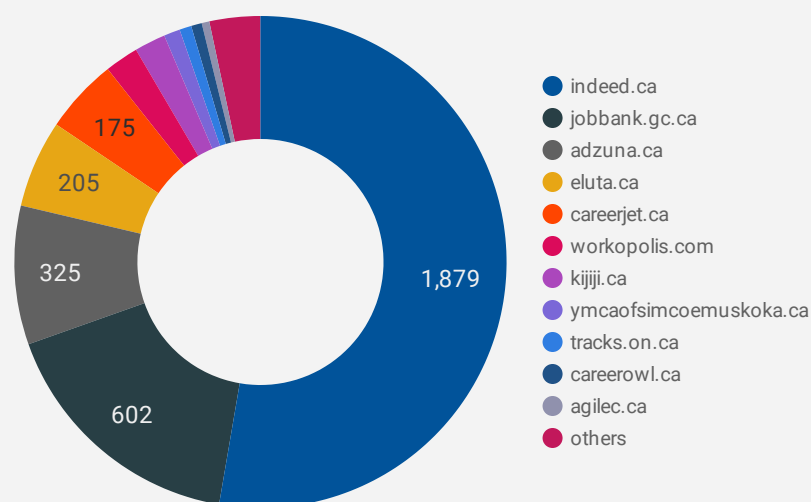
JOB POSTINGS BY JOB BOARD

What share of unique job postings appear on each job board?



COMPANIES BY JOB BOARD

What share of unique job postings appear on each job board?



JOB POSTING DETAILS BY JOB BOARD

How does job posting activity differ by job board?

	JOB BOARD	POSTING COUNT ▾	AVG POSTING LENGTH IN DAYS	MEDIAN POSTING LENGTH IN DAYS	# OF COMPANIES
1.	indeed.ca	4,669	16.7	17	1,879
2.	adzuna.ca	1,412	24.1	20	325
3.	jobbank.gc.ca	995	34.0	25	602
4.	eluta.ca	974	17.0	17	205
5.	careerjet.ca	724	22.5	22	175
6.	kijiji.ca	190	15.0	15	73
7.	workopolis.com	99	20.7	21	79
8.	rncareers.ca	97	17.8	14	18
9.	jobillico.com	90	19.0	13	16
10.	network.applytoeducation.com	79	7.1	5	4
11.	ymcaofsimcoemuskoka.ca	69	29.0	31	38
12.	agilec.ca	50	30.5	26	18
13.	tracks.on.ca	44	26.2	30	28
14.	careerarc.com	44	40.1	39	8
15.	jobboard.focuscdc.on.ca	33	101.7	30	15
16.	careerowl.ca	33	144.1	159	25
17.	localwork.ca	30	27.0	29	15
18.	randstad.ca	17	25.2	16	1