



JOB DEMAND REPORT

OCTOBER 2022

HIGHLIGHTS

JOB POSTINGS BY THE NUMBERS

POSTING COUNT	NEW THIS MONTH	COMPANIES	JOB BOARDS
10,507	6,266	3,091	30

OF DAYS POSTED

AVERAGE	MEDIAN
19.2	17

REPORT BUILDER

The default filter selection below will show all job demand data for the month. You can use the filters to create a customized report for the purpose of understanding a subset of the data.

OCCUPATION FILTERS

SKILL TYPE NAME / 1-DIGIT NOC	▼
MAJOR GROUP / 2-DIGIT NOC	▼
MINOR GROUP / 3-DIGIT NOC	▼
UNIT GROUP / 4-DIGIT NOC	▼
SKILL LEVEL	▼
JOB TYPE	▼
JOB DURATION	▼
ADDITIONAL LANGUAGE	▼
SPECIFIC JOB TAGS	▼

OTHER FILTERS

JOB BOARD	▼
MUNICIPALITY	▼

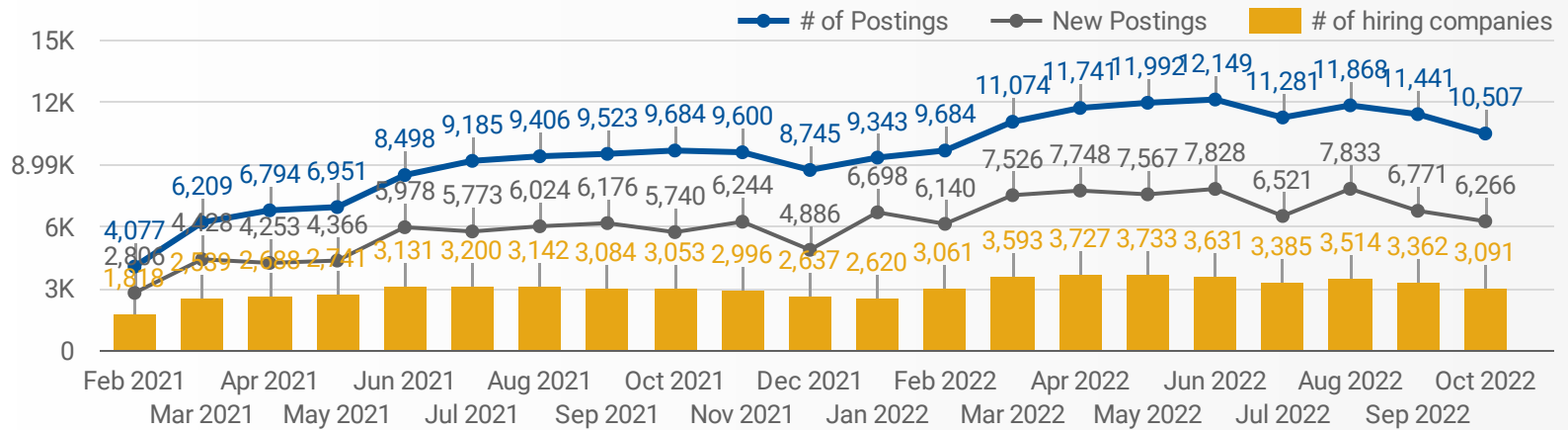
NOC = National Occupation Classification | NAICS = North American Industry Classification System

Source:

Job posting data collected by Work in Simcoe County from job boards and employer websites who recruit candidates in Simcoe County.

JOB POSTINGS BY MONTH FOR SIMCOE COUNTY

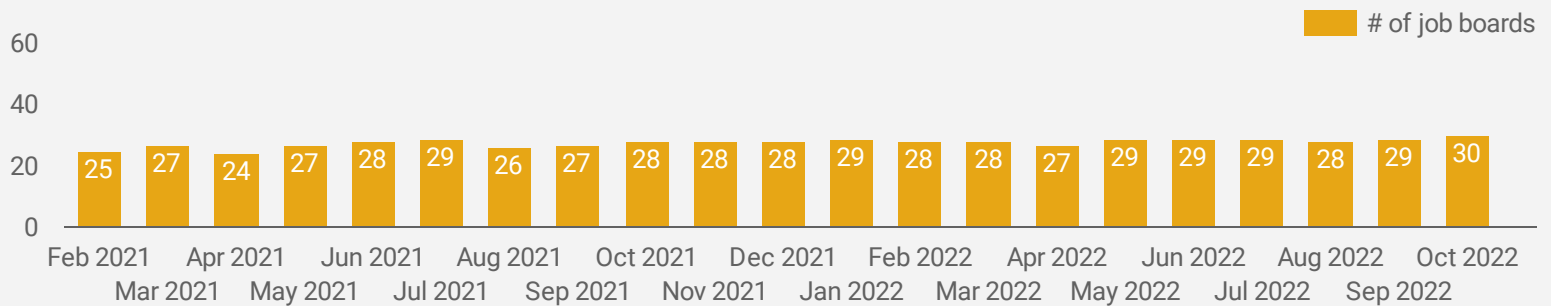
How many job postings were active for at least 1 day this month?



NOTE: This graph cannot be filtered using the controls on the cover page

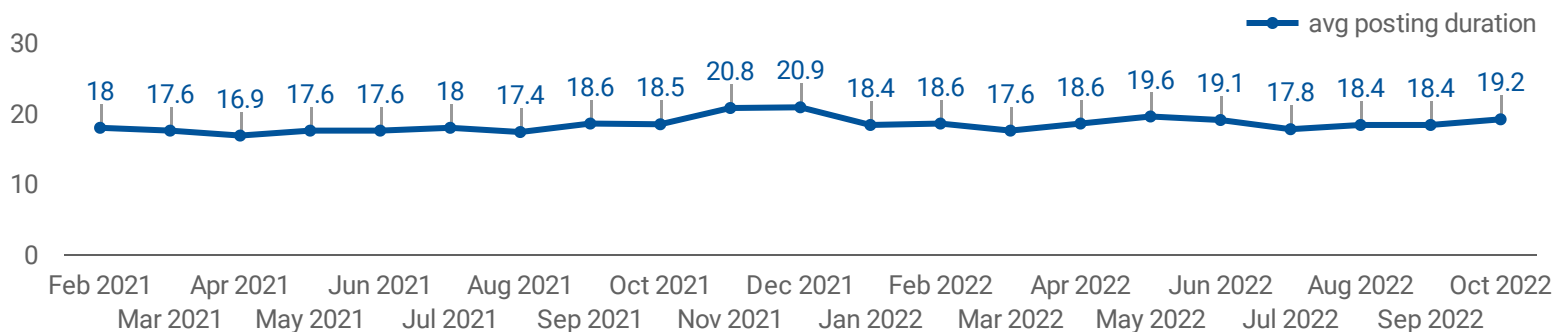
NUMBER OF ACTIVE JOB BOARDS

How many job postings were active for at least 1 day this month on these job boards?



AVERAGE POSTING LENGTH BY DAYS

How long are employers having to recruit for to find candidates to fill their job vacancies?



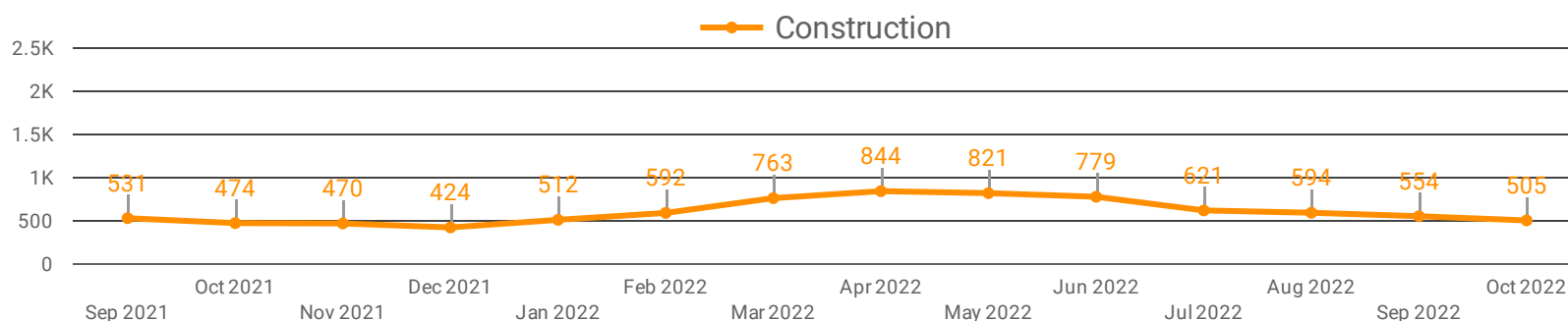
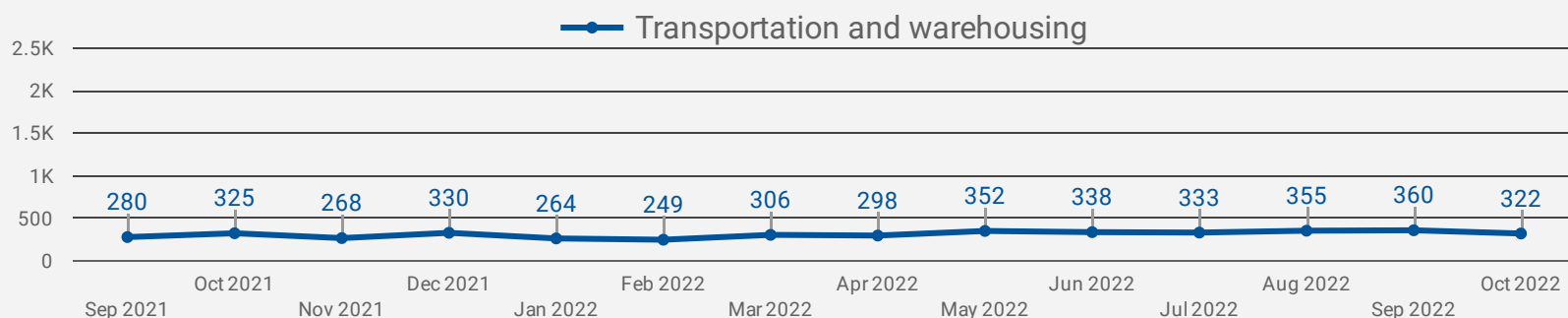
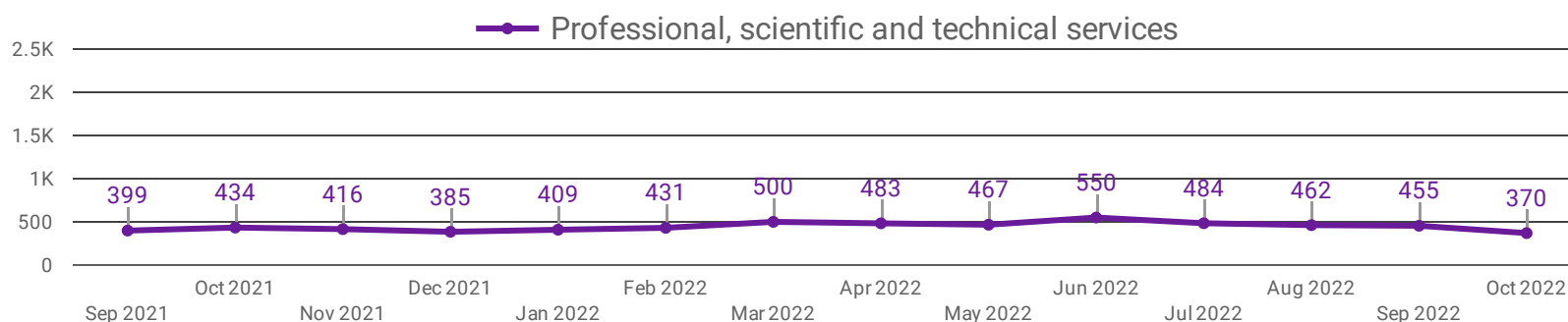
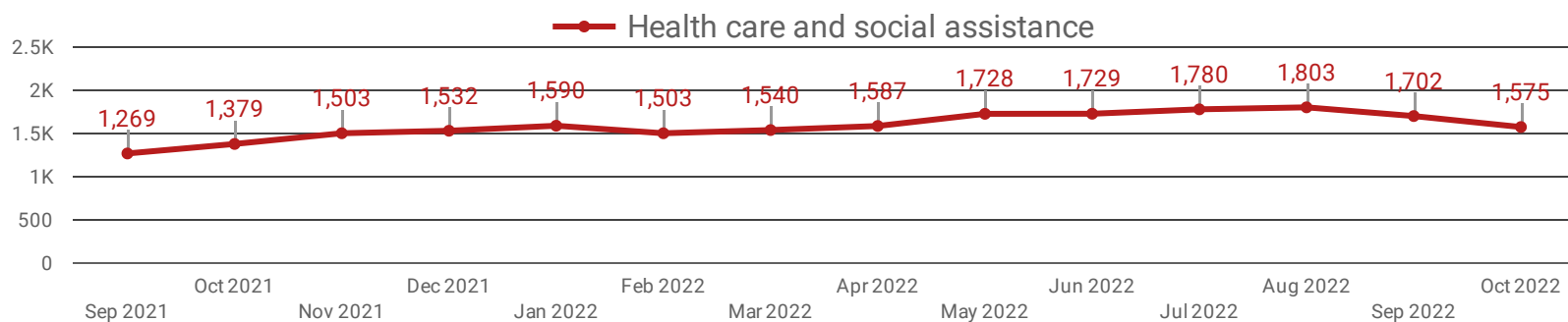
POST DATE TIMELINE FOR THIS MONTH'S ACTIVE JOB POSTINGS

How many job postings were active for at least 1 day this month?



DEMAND BY KEY SECTOR FOR SIMCOE COUNTY

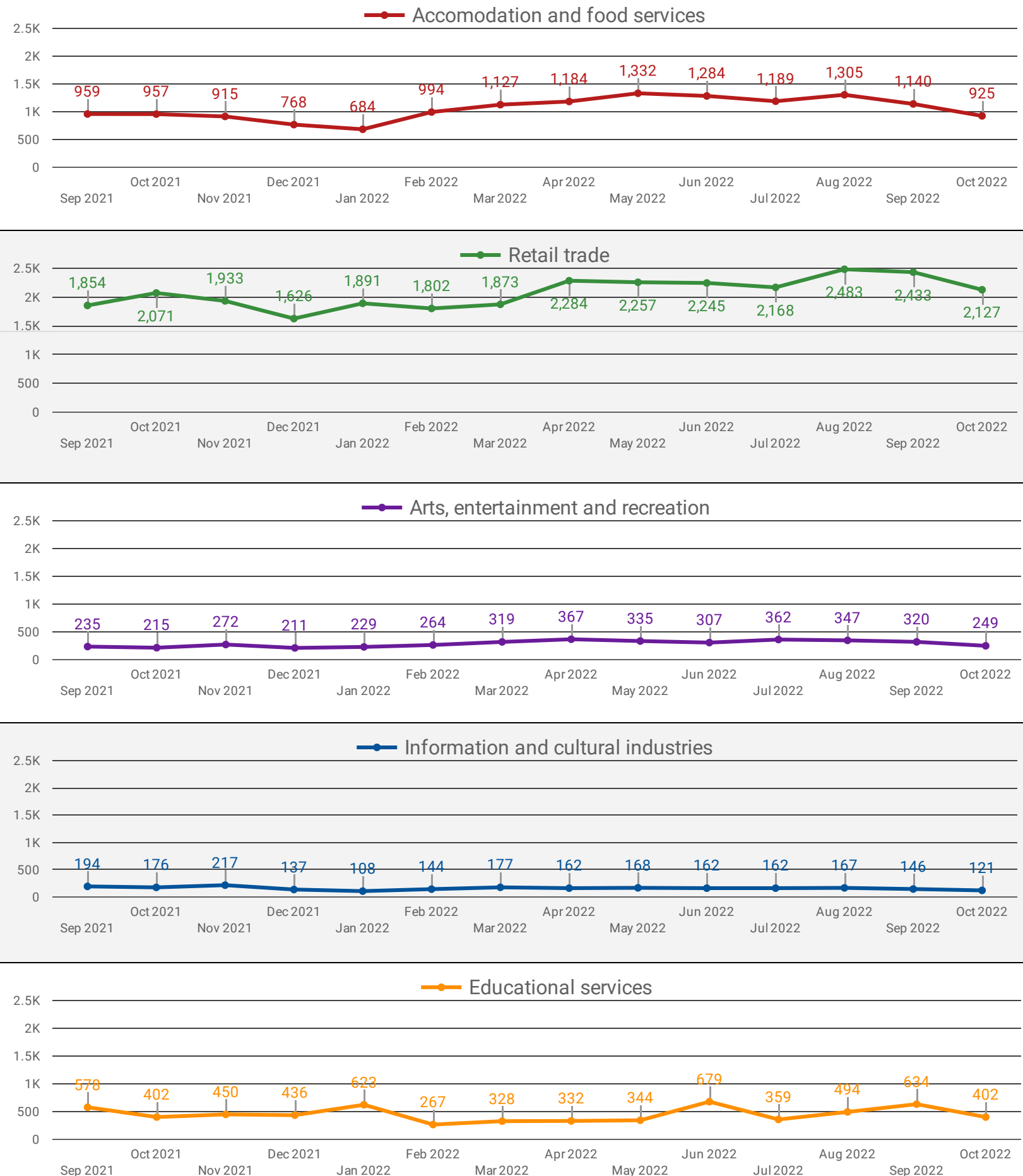
How many job postings were active for at least 1 day this month by sector?



NOTE: This graph cannot be filtered using the controls on the cover page

DEMAND BY IMPACTED SECTOR FOR SIMCOE COUNTY

How many job postings were active for at least 1 day this month by sector?



NOTE: This graph cannot be filtered using the controls on the cover page

JOB POSTINGS BY COMMUNITY

How many job postings were active for at least 1 day this month?

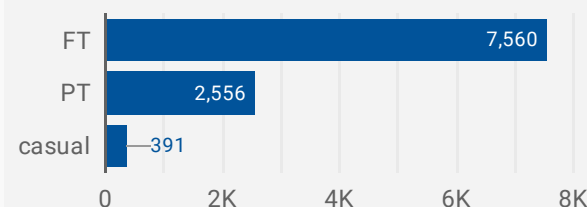
	COMMUNITY	POSTING COUNT	AVG POSTING LENGTH IN DAYS	MEDIAN POSTING LENGTH IN DAYS
1.	Barrie	4,588	18.1	17
2.	Orillia	1,051	18.2	17
3.	Collingwood	861	21.4	17
4.	New Tecumseth	661	23.2	17
5.	Innisfil	647	18.0	17
6.	Bradford West Gwillimbury	609	20.3	17
7.	Midland	569	18.8	17
8.	Essa	191	17.8	17
9.	Penetanguishene	186	18.6	17
10.	Clearview	178	19.8	17
11.	Wasaga Beach	173	23.8	17
12.	Springwater	151	17.1	17
13.	Ramara	148	18.3	17
14.	Oro-Medonte	109	22.4	17
15.	Severn	76	18.3	17
16.	Borden	48	19.3	17
17.	Adjala-Tosorontio	38	24.8	17
18.	Tay	34	17.0	17
19.	Tiny	21	17.4	17

1 - 19 / 19



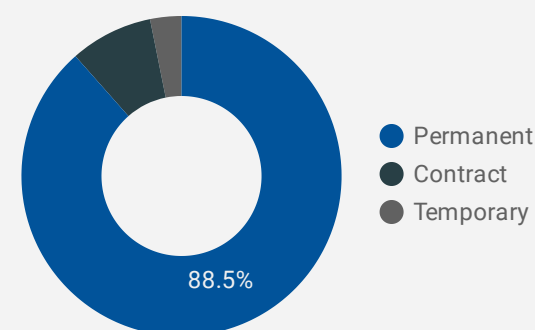
JOB TYPE

Full-time vs Part-time



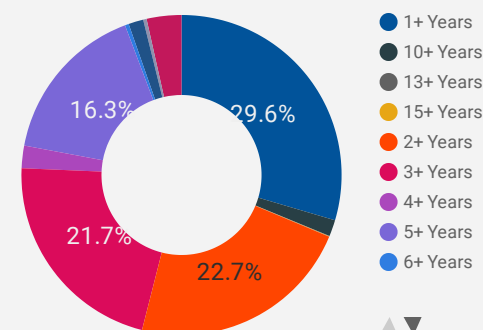
JOB DURATION

Permanency of jobs posted



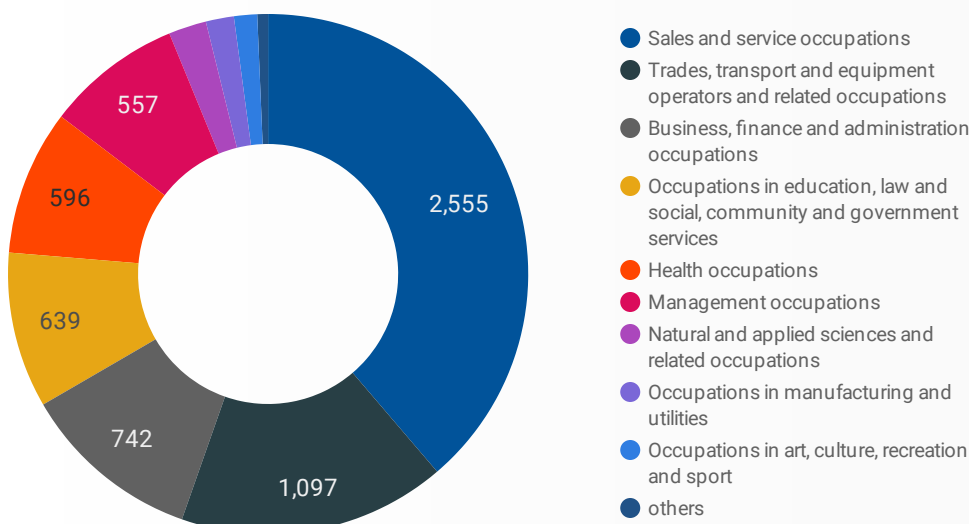
JOB EXPERIENCE LEVEL

Job Postings by Experience Level Required



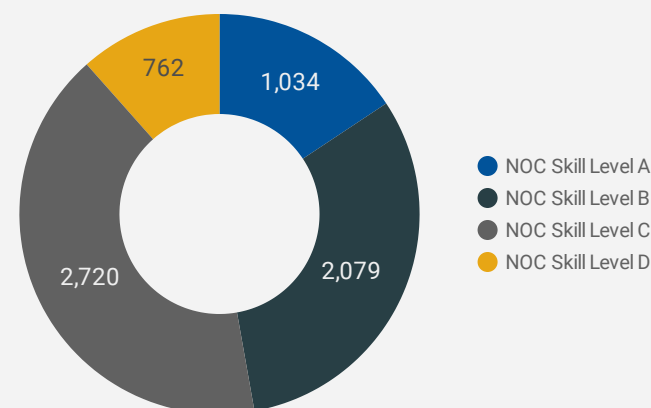
JOB POSTINGS BY JOB CATEGORY

What broad occupational category is being recruited?



JOB POSTINGS BY SKILL LEVEL

What education do occupations typically require?



Skill Level A = Usually University education | Skill Level B = Usually College education or Apprenticeship training | Skill Level C = Usually Secondary education or occupation-specific training | Skill Level D = Usually on-the-job training

TOP HIRING EMPLOYERS & AGENCIES

Who is hiring?










	COMPANY	COMMUNITY	POSTINGS COUNT ▾	AVG POSTING LENGTH IN DAYS	MEDIAN POSTING LENGTH IN DAYS
1.	Orillia Soldiers' Memorial Hospital	Orillia	110	15.6	17
2.	Royal Victoria Regional Health Centre	Barrie	99	17.0	17
3.	Equest	Barrie	80	9.9	8
4.	Friday Harbour Resort	Innisfil	68	13.7	15
5.	Georgian Bay General Hospital	Midland	67	15.0	17
6.	Adzuna	Barrie	63	26.8	30
7.	Simcoe County District School Board	Barrie	57	14.5	17
8.	Sienna Senior Living	Barrie	57	21.1	17
9.	Georgian College	Barrie	48	16.5	17
10.	RONA inc.	Barrie	44	14.2	17
11.	Waypoint Centre for Mental Health Care	Penetanguishene	42	18.1	17
12.	Nottawasaga Inn Resort	New Tecumseth	40	17.0	17
13.	Horseshoe Resort	Barrie	36	17.0	17
14.	ESS Direct Inc.	Barrie	35	17.0	17
15.	TRACKS Employment and Resource Services of Geogian Bay	Collingwood	34	32.2	35
16.	eCapital, Inc.	Orillia	32	15.0	17
17.	Simcoe County District School Board	Bradford West Gwillimbury	32	13.4	17
18.	Scotiabank	Barrie	31	17.2	17
19.	Sienna Living	Barrie	31	23.0	22
20.	Loblaw Companies Limited	Barrie	31	15.8	17
21.	Spectra Aluminum Products Ltd	Bradford West Gwillimbury	28	16.5	17
22.	AppleOne Employment Services	Barrie	28	14.7	17
23.	Crossroads Staffing	Orillia	26	18.2	17
24.	Baxter International	New Tecumseth	25	19.3	17
25.	Randstad Canada	Barrie	24	25.2	9
26.	Canadian Forces Morale and Welfare Services - CFMWS	Essa	24	16.6	17
27.	Manpower Canada	Barrie	24	17.6	17
28.	Simcoe County District School Board	Springwater	24	15.8	17
29.	Canadian Tire	Barrie	24	16.9	17
30.	Sienna Living	Bradford West	24	26.0	35

TOP HOURLY WAGES IN JOB POSTINGS

What are employers willing to pay to find the perfect candidate?











of Minimum Wage Jobs

150

	JOB TITLE	COMPANY	LOCATION	HOURLY WAGE ▾
1.	Av Technician	Auxe	Barrie	100 
2.	Registered Massage Therapist (rmt)	Balance Chiropractic	Barrie	90 
3.	General Manager - Financial, Communications And Other Business Services	10404993 Canada Inc	Innisfil	63.5 
4.	Nurse Practitioner	Stevenson Memorial Hospital	New Tecumseth	61.15 
5.	Nurse Practitioner (Extended Class) A- COHT - Clinical Assessment Centre & Health at Home (HISH)	Orillia Soldiers' Memorial Hospital	Orillia	60.77 
6.	Certified Personal Trainer	EZfitness	Bradford West Gwillimbury	60 
7.	Purchasing Manager	R&C Energysaving Inc.	Barrie	60 
8.	Druggist	Stevenson Memorial Hospital	New Tecumseth	58.53 
9.	Electrician	Spectra Aluminum Products Ltd	Bradford West Gwillimbury	57 
10.	Dc (doctor Of Chiropractic)	Be Well Chiropractic Health & Wellness Centre	Bradford West Gwillimbury	55 
11.	Assistant Treasurer - Finances	The Corporation of the Township of Tay	Tay	54.03 
				1 - 100 / 1314 < >

TOP SALARIES IN JOB POSTINGS

What are employers willing to pay to find the perfect candidate?

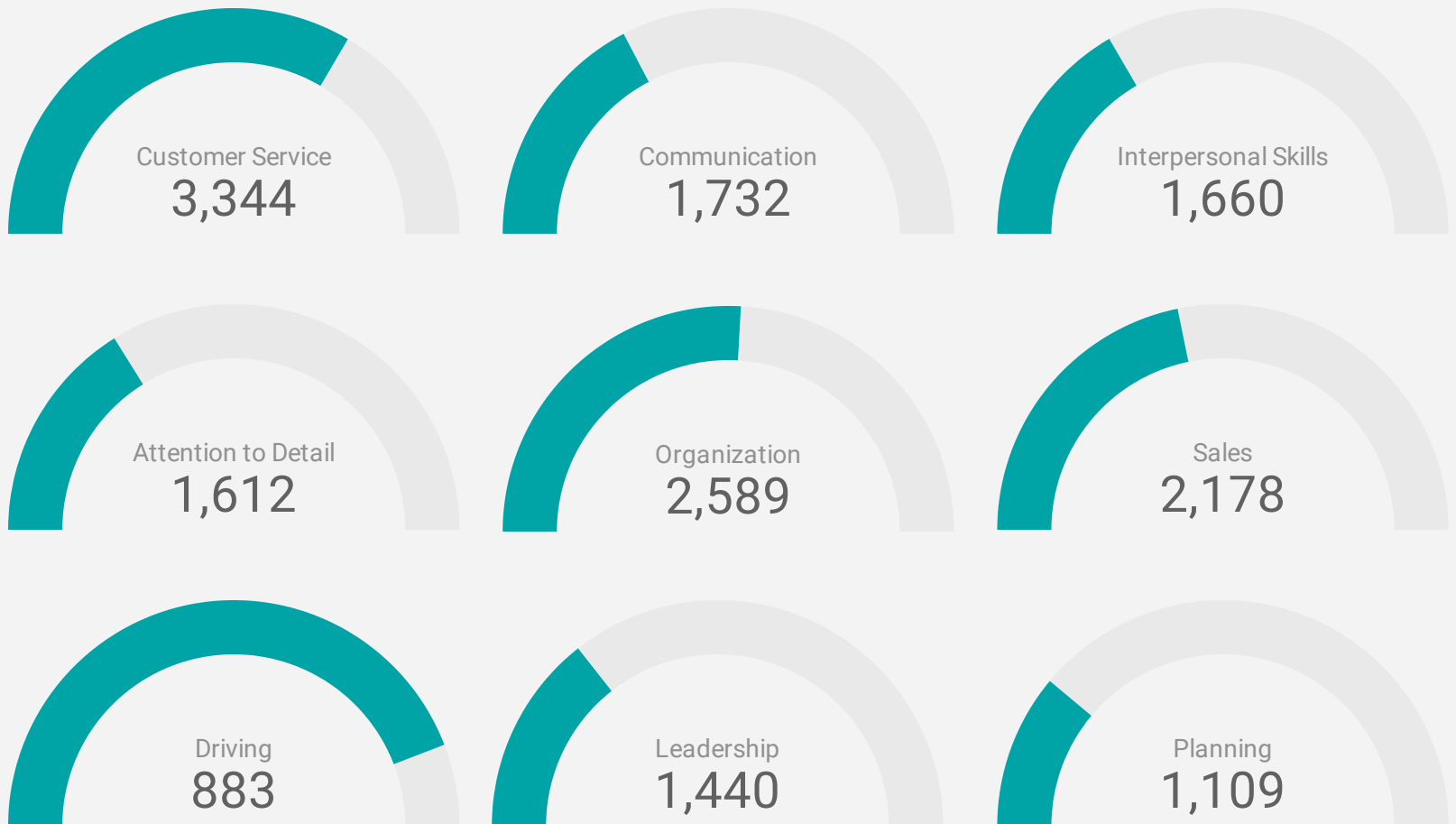
	JOB TITLE	COMPANY	LOCATION	ANNUAL SALARY ▾
1.	Associate Dentist	Dentalook	Barrie	300,000 
2.	Associate Dentist	White Cedar Dental	Barrie	300,000 
3.	Outside Sales Advisor	Climate Air Heating and Air Conditioning	Barrie	300,000 
4.	Chief Administrative Officer - Government Services	County of Simcoe	Springwater	189,478 
5.	Principal Business Architect (Open to remote work, except the following locations: SD, VT, and WV)	Nike	Ramara	163,000 
6.	Electrical Engineer	ProSafe	Bradford West Gwillimbury	150,000 
7.	Car Sales Executive	Canada's Motors Place	Barrie	150,000 
8.	Outside Sales Rep - Barrie	Reliance Home Comfort	Barrie	150,000 
9.	Real Estate Sales Representative	Royal LePage	Barrie	150,000 
10.	Leasing Agent	Royal York Property Management	Barrie	150,000 
				1 - 100 / 1448 < >

TOP IN-DEMAND SKILLS

How many times were these skills found in job postings?

ACTIVE JOB POSTINGS THIS MONTH

10,507



KEY JOB REQUIREMENTS

How often are these requirements desired in job postings?

ACTIVE JOB POSTINGS THIS MONTH

10,507



Driver's License
1,937



First Aid
653



Regular Access to a Vehi
399



Criminal Record Check
1,099



Microsoft Office
641



Food Safety
252

TOP OCCUPATIONS BY SKILL, FREQUENCY & DURATION

What jobs are in-demand and/or hard to fill?

	4 DIGIT NOC	4 DIGIT NOC NAME	SKILL LEVEL	POSTING COUNT	AVG POSTING LENGTH IN DAYS	MEDIAN POSTING LENGTH IN DAYS
1.	6421	Retail salespersons	NOC Skill Level C	663	17.4	17
2.	4412	Home support workers housekeepers and related occupations	NOC Skill Level C	307	20.8	17
3.	6552	Other customer and information services representatives	NOC Skill Level C	277	18.7	17
4.	6322	Cooks	NOC Skill Level B	250	27.9	17
5.	0621	Retail and wholesale trade managers	NOC Skill Level A	247	18.1	17
6.	7452	Material handlers	NOC Skill Level C	203	19.0	17
7.	6731	Light duty cleaners	NOC Skill Level D	147	18.9	17
8.	3233	Licensed practical nurses	NOC Skill Level B	135	19.7	17
9.	6711	Food counter attendants kitchen helpers and related support occupations	NOC Skill Level D	129	19.4	17
10.	1241	Administrative assistants	NOC Skill Level B	124	19.5	17
11.	6611	Cashiers	NOC Skill Level D	118	17.7	17
12.	7511	Transport truck drivers	NOC Skill Level C	115	16.7	17
13.	4212	Social and community service workers	NOC Skill Level B	114	24.1	17
14.	6513	Food and beverage servers	NOC Skill Level C	98	21.3	17
15.	7514	Delivery and courier service drivers	NOC Skill Level C	94	17.0	17
16.	3219	Other medical technologists and technicians (except dental health)	NOC Skill Level B	90	17.3	17
17.	6311	Food service supervisors	NOC Skill Level B	87	65.8	31
18.	7271	Carpenters	NOC Skill Level B	84	24.2	17
19.	6222	Retail and wholesale buyers	NOC Skill Level B	75	16.8	17
20.	6622	Store shelf stockers clerks and order fillers	NOC Skill Level D	74	19.6	17
21.	6211	Retail sales supervisors	NOC Skill Level B	74	28.1	17
22.	1114	Other financial officers	NOC Skill Level A	73	17.8	17
23.	1414	Receptionists	NOC Skill Level C	65	16.8	17
24.	7611	Construction trades helpers and labourers	NOC Skill Level D	65	22.1	17
25.	1521	Shippers and receivers	NOC Skill Level C	65	21.2	17
26.	6733	Janitors caretakers and building superintendents	NOC Skill Level D	62	34.4	17
27.	6512	Bartenders	NOC Skill Level C	60	17.9	17
28.	7321	Automotive service technicians truck and bus mechanics and mechanical repairers	NOC Skill Level B	58	20.9	17
29.	6541	Security guards and related security service occupations	NOC Skill Level C	54	16.7	17

JOB POSTINGS BY 3-DIGIT NATIONAL OCCUPATION CLASSIFICATION

What jobs are hard to fill and/or in-demand?

	3 DIGIT NOC	3 DIGIT NOC NAME	SKILL LEVEL	POSTING COUNT ▼	AVG POSTING LENGTH IN DAYS	MEDIAN POSTING LENGTH IN DAYS
1.	642	Retail salespersons	NOC Skill Level C	663	17.4	17
2.	441	Home care providers and educational support occupations	NOC Skill Level C	348	20.4	17
3.	632	Chefs and cooks	NOC Skill Level B	283	27.4	17
4.	655	Customer and information services representatives	NOC Skill Level C	281	18.6	17
5.	062	Retail and wholesale trade managers	NOC Skill Level A	247	18.1	17
6.	751	Motor vehicle and transit drivers	NOC Skill Level C	245	18.6	17
7.	673	Cleaners	NOC Skill Level D	230	23.0	17
8.	745	Longshore workers and material handlers	NOC Skill Level C	203	19.0	17
9.	651	Occupations in food and beverage service	NOC Skill Level C	202	20.2	17
10.	323	Other technical occupations in health care	NOC Skill Level B	182	19.5	17
11.	421	Paraprofessional occupations in legal, social, community and education services	NOC Skill Level B	180	22.5	17
12.	124	Office administrative assistants - general, legal and medical	NOC Skill Level B	133	19.2	17
13.	671	Food counter attendants, kitchen helpers and related support occupations	NOC Skill Level D	129	19.4	17
14.	321	Medical technologists and technicians (except dental health)	NOC Skill Level B	127	16.9	17
15.	152	Supply chain logistics, tracking and scheduling co-ordination occupations	NOC Skill Level C	119	19.6	17
16.	661	Cashiers	NOC Skill Level D	118	17.7	17
17.	141	General office workers	NOC Skill Level C	115	16.8	17
18.	341	Assisting occupations in support of health services	NOC Skill Level C	109	24.2	17
19.	631	Service supervisors	NOC Skill Level B	99	56.1	20
20.	111	Auditors, accountants and investment professionals	NOC Skill Level A	98	19.0	17
21.	662	Other sales support and related occupations	NOC Skill Level D	97	19.2	17
22.	727	Carpenters and cabinetmakers	NOC Skill Level B	89	23.7	17
23.	122	Administrative and regulatory occupations	NOC Skill Level B	84	20.1	17
24.	622	Technical sales specialists in wholesale trade and retail and wholesale buyers	NOC Skill Level B	79	16.7	17
25.	621	Retail sales supervisors	NOC Skill Level B	74	28.1	17
26.	732	Automotive service technicians	NOC Skill Level B	72	21.8	17
27.	731	Machinery and transportation equipment mechanics (except motor vehicles)	NOC Skill Level B	70	20.9	17
28.	761	Trades helpers and labourers	NOC Skill Level D	69	22.0	17
					1 - 50 / 125	< >

JOB POSTINGS BY 2-DIGIT NATIONAL OCCUPATION CLASSIFICATION

What jobs are hard to fill and/or in-demand?

	2 DIGIT NOC	2 DIGIT NOC NAME	SKILL LEVEL	POSTING COUNT ▼	AVG POSTING LENGTH IN DAYS	MEDIAN POSTING LENGTH IN DAYS
1.	64	Sales representatives and salespersons - wholesale and retail trade	NOC Skill Level C	671	17.4	17
2.	65	Service representatives and other customer and personal services occupations	NOC Skill Level C	629	19.0	17
3.	63	Service supervisors and specialized service occupations	NOC Skill Level B	469	30.9	17
4.	67	Service support and other service occupations, n.e.c.	NOC Skill Level D	382	21.5	17
5.	44	Care providers and educational, legal and public protection support occupations	NOC Skill Level C	357	20.3	17
6.	06	Middle management occupations in retail and wholesale trade and customer services	NOC Skill Level A	327	18.3	17
7.	32	Technical occupations in health	NOC Skill Level B	321	18.2	17
8.	75	Transport and heavy equipment operation and related maintenance occupations	NOC Skill Level C	298	18.7	17
9.	72	Industrial, electrical and construction trades	NOC Skill Level B	297	23.7	17
10.	12	Administrative and financial supervisors and administrative occupations	NOC Skill Level B	245	19.9	17
11.	74	Other installers, repairers and servicers and material handlers	NOC Skill Level C	241	19.0	17
12.	66	Sales support occupations	NOC Skill Level D	215	18.3	17
13.	62	Retail sales supervisors and specialized sales occupations	NOC Skill Level B	189	21.4	17
14.	14	Office support occupations	NOC Skill Level C	186	16.7	17
15.	42	Paraprofessional occupations in legal, social, community and education services	NOC Skill Level B	180	22.5	17
16.	73	Maintenance and equipment operation trades	NOC Skill Level B	164	20.8	17
17.	15	Distribution, tracking and scheduling co-ordination occupations	NOC Skill Level C	144	19.1	17
18.	31	Professional occupations in health (except nursing)	NOC Skill Level A	136	18.7	17
19.	11	Professional occupations in business and finance	NOC Skill Level A	128	19.7	17
20.	01	Senior managers - construction, transportation, production and utilities	NOC Skill Level A	118	25.2	17
21.	34	Assisting occupations in support of health services	NOC Skill Level C	109	24.2	17
22.	76	Trades helpers, construction labourers and related occupations	NOC Skill Level D	97	20.4	17
23.	22	Technical occupations related to natural and applied sciences	NOC Skill Level B	95	19.1	17
24.	41	Professional occupations in law and social, community and government services	NOC Skill Level A	73	17.4	17
25.	52	Technical occupations in art, culture, recreation and sport	NOC Skill Level B	71	19.7	17
26.	21	Professional occupations in natural and applied sciences	NOC Skill Level A	60	20.8	17
27.	07	Managers in customer and personal services, n.e.c.	NOC Skill Level A	51	20.2	17

MULTILINGUAL JOB POSTINGS BY THE NUMBERS

ACTIVE POSTINGS
994

NEW POSTINGS
0

COMPANIES
453

JOB LANGUAGES
8

OF DAYS POSTED

AVERAGE
17.3

MEDIAN
17

MULTILINGUAL JOB POSTINGS BY SKILL LEVEL

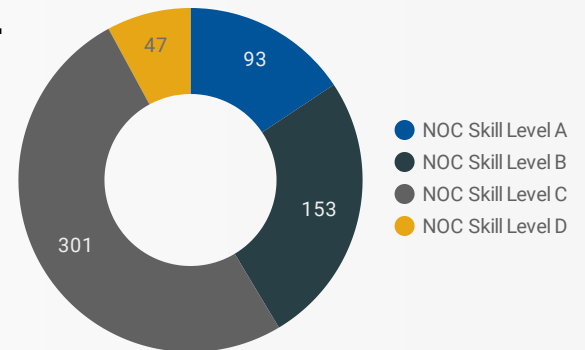
What language skills are employers looking for by occupational skill level?

93 Skill Level A - Management/ Professional Occupations usually requiring University

153 Skill Level B - Usually college education or apprenticeship training

301 Skill Level C - Usually secondary education or occupation-specific training

47 Skill Level D - Usually on-the-job training

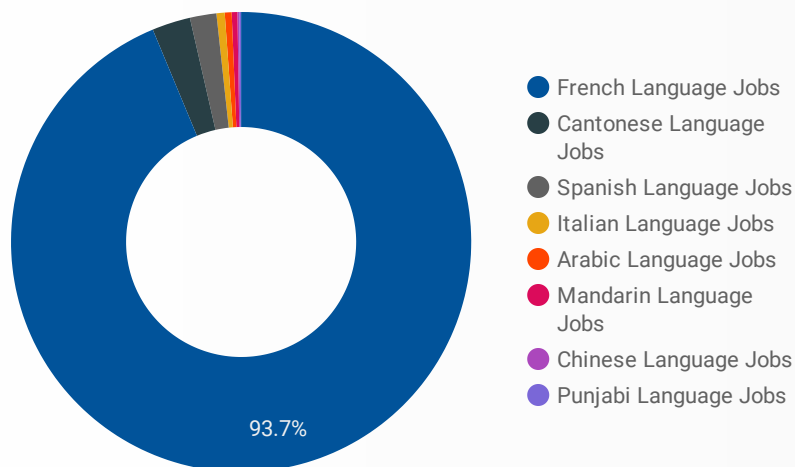


SKILL LEVEL / POSTING COUNT

JOB LANGUAGE	NOC Skill Level A	NOC Skill Level B	NOC Skill Level C	NOC Skill Level D
Spanish Language Jobs	2	2	2	
Punjabi Language Jobs			1	
Mandarin Language Jobs		2	1	
Italian Language Jobs		3	2	1
French Language Jobs	90	144	281	46
Chinese Language Jobs		1		
Cantonese Language Jobs			12	

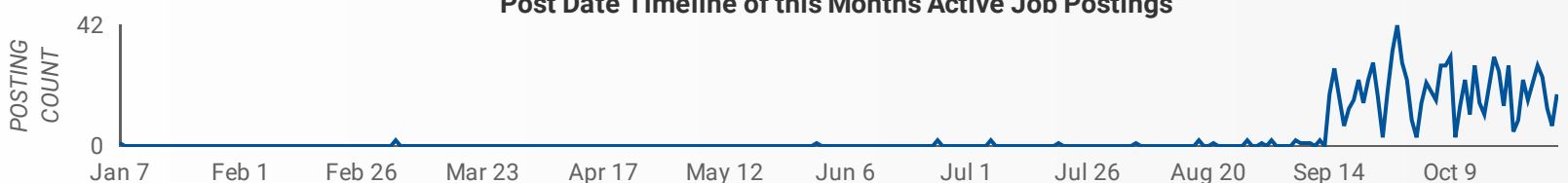
LANGUAGE SKILLS BREAKDOWN

Which kinds of language skills do employers seek?



JOB LANGUAGES	POSTING COUNT
1. French Language Jobs	940
2. Cantonese Language Jobs	19
3. Spanish Language Jobs	17
4. Italian Language Jobs	6
5. Mandarin Language Jobs	5
6. Arabic Language Jobs	5
7. Chinese Language Jobs	1
8. Punjabi Language Jobs	1

Post Date Timeline of this Month's Active Job Postings



LANGUAGE SKILLS BEING RECRUITED BY JOB CATEGORY

What language skills are sought by 1-Digit NOC?

BROAD OCCUPATIONAL CATEGORY	Spanish L...	Punjabi L...	Mandarin...	Italian La...	French L...	Chinese ...	Grand total
Trades, transport and equipment operator...					71		71
Sales and service occupations	4			5	227	1	251
Occupations in manufacturing and utilities					8		8
Occupations in education, law and social, ...				1	77		78
Occupations in art, culture, recreation and ...					16		16
Natural resources, agriculture and related ...					1		1
Natural and applied sciences and related o...					6		6
Management occupations	1				36		37
Health occupations			1		56		58
Business, finance and administration occu...	1	1	2		63		68
Grand total	6	1	3	6	561	1	594

MULTILINGUAL JOB POSTINGS BY COMMUNITY

What language skills are sought by 4-Digit NOC?

	MUNICIPALITY	JOB LANGUAGES ▾	AVG POSTING LENGTH IN DAYS	MEDIAN POSTING LENGTH IN DAYS
1.	Barrie	394	17.2	17
2.	New Tecumseth	90	16.9	17
3.	Midland	84	16.0	17
4.	Orillia	78	16.4	17
5.	Collingwood	73	17.9	17
6.	Penetanguishene	60	17.5	17
7.	Bradford West Gwillimbury	45	16.4	17
8.	Innisfil	45	16.3	17
9.	Ramara	26	19.0	17
10.	Essa	16	23.8	17
11.	Wasaga Beach	14	22.8	17
12.	Clearview	13	19.8	17
13.	Borden	11	24.8	27
14.	Oro-Medonte	11	17.0	17
15.	Springwater	10	15.4	17
16.	Severn	5	17.0	17

LANGUAGE DEMAND BY JOB

What language skills are sought by 4-Digit NOC?

4 DIGIT NOC NAME		POSTINGS ▾
1.	Other customer and information services re...	71
2.	Retail salespersons	54
3.	Home support workers housekeepers and r...	28
4.	Material handlers	26
5.	Cooks	22
6.	Retail and wholesale trade managers	18
7.	Food and beverage servers	16
8.	Light duty cleaners	12
9.	Program leaders and instructors in recreati...	12
10.	Food counter attendants kitchen helpers an...	12
11.	Bartenders	10
12.	Social and community service workers	10
13.	Chefs	8
14.	Receptionists	8
15.	MaÃtres d'hÃtel and hosts/hostes...	8
16.	Licensed practical nurses	8
17.	General office support workers	7
18.	Family marriage and other related counsell...	7
19.	Administrative assistants	7
20.	Restaurant and food service managers	7
21.	Janitors caretakers and building superinten...	7
22.	Letter carriers	6
23.	Accounting and related clerks	6
24.	Early childhood educators and assistants	6
25.	Social workers	6
26.	Other financial officers	6
27.	Nurse aides orderlies and patient service a...	6
28.	Delivery and courier service drivers	5
29.	Machinists and machining and tooling inspe...	5
30.	Human resources and recruitment officers	5
31.	Carpenters	5
32.	Elementary school and kindergarten teachers	5
1 - 100 / 128		< >

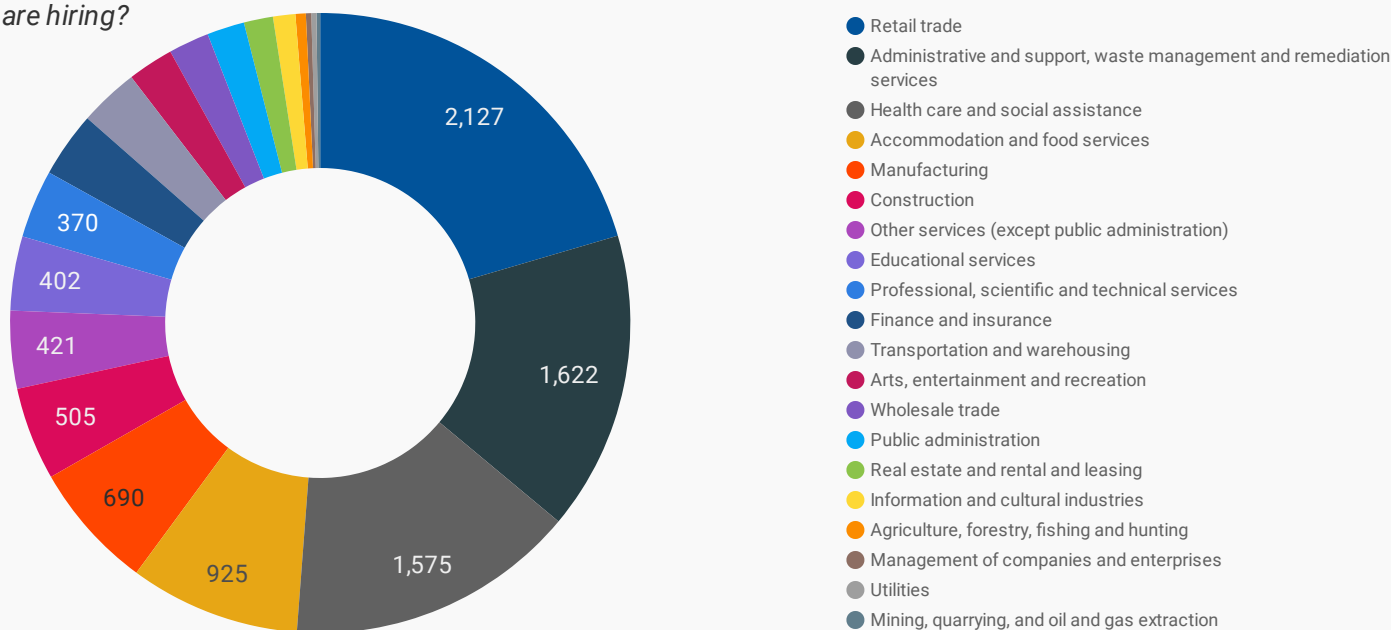
MULTILINGUAL HIRING EMPLOYERS

Which employers are seeking multilingual candidates?

COMPANY		POSTINGS ▾
1.	Simcoe County District School Board	51
2.	Georgian Bay General Hospital	50
3.	Waypoint Centre for Mental Health Care	38
4.	Nottawasaga Inn Resort	37
5.	Gateway Casinos & Entertainment Limited	21
6.	Liquor Control Board of Ontario	20
7.	Liquor Control Board of Ontario / LCBO	19
8.	Simcoe Parts Service Inc.	16
9.	La Source	15
10.	La ClÃ	15
11.	Bell	13
12.	Tarpin Lumber & Truss	8
13.	Adzuna	8
14.	Canada Post Corp	7
15.	Superior Facility Services	7
16.	The Source (Bell) Electronics Inc.	7
17.	Reitmans	6
18.	FedEx	6
19.	Reitmans Canada Limited-Barrie	6
20.	Montanas BBQ and Bar	6
21.	Kumi Canada Corporation	5
22.	Bruce-Grey Catholic District School Board	5
23.	MPC Molded Precision Components	5
24.	Sensity Deafblind & Sensory Support Network of Canada	5
25.	The Elden of Bradford	5
26.	Farm Boy Inc. (Barrie)	5
27.	Sun Life Financial	5
28.	Victoria Village Manor	5
29.	Advance Auto Parts	5
30.	Canada Post - Postes Canada	5
31.	CHATS-Communitv & Home Assistance To	5
1 - 50 / 454		< >

TOP HIRING SECTORS BY 2-DIGIT NAICS CODE

What sectors are hiring?



	2-DIGIT NAICS LABEL	NAICS CODE	POSTING COUNT	AVG POSTING LENGTH IN DAYS	MEDIAN POSTING LENGTH IN DAYS
1.	Retail trade	44-45	2,127	18.3	17
2.	Administrative and support, waste management and remediation services	56	1,622	18.4	17
3.	Health care and social assistance	62	1,575	19.5	17
4.	Accommodation and food services	72	925	23.0	17
5.	Manufacturing	31-33	690	20.0	17
6.	Construction	23	505	20.2	17
7.	Other services (except public administration)	81	421	20.6	17
8.	Educational services	61	402	14.8	17
9.	Professional, scientific and technical services	54	370	18.1	17
10.	Finance and insurance	52	355	16.8	17
11.	Transportation and warehousing	48-49	322	19.1	17
12.	Arts, entertainment and recreation	71	249	20.6	17
13.	Wholesale trade	41	220	20.3	17
14.	Public administration	91	203	19.7	17
15.	Real estate and rental and leasing	53	158	18.1	17
16.	Information and cultural industries	51	121	18.5	17
17.	Agriculture, forestry, fishing and hunting	11	56	39.4	17
18.	Management of companies and enterprises	55	29	14.4	16
19.	Utilities	22	28	17.2	17
20.	Mining, quarrying, and oil and gas extraction	21	20	17.9	17

NOTE: NAICS code 56 includes Employment Agencies. Manufacturing includes codes 31-33, Retail Trade includes codes 44-45 and Transportation and Warehousing includes codes 48-49.

TOP HIRING SECTORS BY 3-DIGIT NAICS CODE

What sectors are hiring?

	3-DIGIT NAICS LABEL	NAICS CODE	POSTING COUNT ▾	AVG POSTING LENGTH IN DAYS	MEDIAN POSTING LENGTH IN DAYS
1.	Administrative and support services	561	1,554	18.4	17
2.	Food services and drinking places	722	666	25.2	17
3.	Nursing and residential care facilities	623	524	21.2	17
4.	Ambulatory health care services	621	502	19.3	17
5.	Food and beverage stores	445	453	20.1	17
6.	Educational services	611	402	14.8	17
7.	Specialty trade contractors	238	373	21.2	17
8.	Professional, scientific and technical services	541	370	18.1	17
9.	Hospitals	622	318	16.1	17
10.	Clothing and clothing accessories stores	448	289	17.5	17
11.	Accommodation services	721	259	18.2	17
12.	Miscellaneous store retailers	453	255	19.4	17
13.	Credit intermediation and related activities	522	249	17.3	17
14.	Amusement, gambling and recreation industries	713	239	20.6	17
15.	Social assistance	624	231	21.9	17
16.	Health and personal care stores	446	224	18.0	17
17.	Building material and garden equipment and supplies dealers	444	197	16.2	17
18.	General merchandise stores	452	193	18.0	17
19.	Motor vehicle and parts dealers	441	186	16.7	17
20.	Repair and maintenance	811	175	22.1	17
21.	Personal and laundry services	812	139	20.7	17
22.	Furniture and home furnishings stores	442	127	19.8	17
23.	Local, municipal and regional public administration	913	126	18.1	17
24.	Machinery manufacturing	333	98	19.0	17
25.	Religious, grant-making, civic, and professional and similar organizations	813	93	17.6	17
26.	Real estate	531	89	16.6	17
27.	Transit and ground passenger transportation	485	86	23.3	17
28.	Transportation equipment manufacturing	336	85	25.5	17
29.	Truck transportation	484	84	18.3	17
30.	Telecommunications	517	81	18.7	17
31.	Construction of buildings	236	81	18.4	17

TOP HIRING SECTORS BY 4-DIGIT NAICS CODE

What sectors are hiring?

	4-DIGIT NAICS LABEL	NAICS CODE	POSTING COUNT ▾	AVG POSTING LENGTH IN DAYS	MEDIAN POSTING LENGTH IN DAYS
1.	Employment services	5613	1,198	18.2	17
2.	Full-service restaurants and limited-service eating places	7225	602	26.0	17
3.	Community care facilities for the elderly	6233	448	21.3	17
4.	Grocery stores	4451	418	19.7	17
5.	General medical and surgical hospitals	6221	317	16.1	17
6.	Clothing stores	4481	262	17.7	17
7.	Traveller accommodation	7211	258	18.2	17
8.	Services to buildings and dwellings	5617	250	19.7	17
9.	Elementary and secondary schools	6111	243	13.9	17
10.	Health and personal care stores	4461	224	18.0	17
11.	Building material and supplies dealers	4441	187	15.9	17
12.	Depository credit intermediation	5221	178	17.6	17
13.	Offices of other health practitioners	6213	171	19.5	17
14.	Other amusement and recreation industries	7139	154	18.8	17
15.	Automotive repair and maintenance	8111	151	21.0	17
16.	Home health care services	6216	137	18.0	17
17.	Individual and family services	6241	131	18.3	17
18.	Other local, municipal and regional public administration	9139	122	18.1	17
19.	Building finishing contractors	2383	113	22.8	17
20.	Automobile dealers	4411	107	16.6	17
21.	Advertising, public relations, and related services	5418	107	17.3	17
22.	Department stores	4521	107	15.8	17
23.	Other miscellaneous store retailers	4539	105	17.4	17
24.	Office supplies, stationery and gift stores	4532	101	22.5	17
25.	Building equipment contractors	2382	101	20.8	17
26.	Furniture stores	4421	100	18.2	17
27.	Foundation, structure, and building exterior contractors	2381	96	21.4	17
28.	Personal care services	8121	91	23.5	17
29.	Other general merchandise stores	4529	86	21.0	17
30.	Offices of dentists	6212	85	16.0	17
31.	Electronics and appliance stores	4431	80	17.5	17

TOP HIRING SECTORS BY 5-DIGIT NAICS CODE

What sectors are hiring?

	5-DIGIT NAICS LABEL	NAICS_5	POSTING COUNT ▾	AVG POSTING LENGTH IN DAYS	MEDIAN POSTING LENGTH IN DAYS
1.	Employment placement agencies and executive search services	56131	1,177	18.1	17
2.	Full-service restaurants and limited-service eating places	72251	602	26.0	17
3.	Community care facilities for the elderly	62331	448	21.3	17
4.	Supermarkets and other grocery (except convenience) stores	44511	401	19.5	17
5.	General medical and surgical hospitals	62211	317	16.1	17
6.	Hotels (except casino hotels) and motels	72111	253	18.1	17
7.	Elementary and secondary schools	61111	243	13.9	17
8.	Banking	52211	178	17.6	17
9.	Home centres	44411	171	16.0	17
10.	Pharmacies and drug stores	44611	157	17.5	17
11.	Home health care services	62161	137	18.0	17
12.	Landscaping services	56173	123	20.7	17
13.	Other local, municipal and regional public administration	91391	122	18.1	17
14.	Department stores	45211	107	15.8	17
15.	Janitorial services	56172	101	18.0	17
16.	Furniture stores	44211	100	18.2	17
17.	Family clothing stores	44814	98	17.9	17
18.	All other miscellaneous store retailers	45399	96	17.4	17
19.	New car dealers	44111	95	16.6	17
20.	Office supplies and stationery stores	45321	91	22.9	17
21.	Other automotive repair and maintenance	81119	89	20.6	17
22.	Advertising agencies	54181	88	17.2	17
23.	All other general merchandise stores	45299	86	21.0	17
24.	Offices of dentists	62121	85	16.0	17
25.	Electronics and appliance stores	44314	80	17.5	17
26.	Hair care and esthetic services	81211	75	23.7	17
27.	Casinos (except casino hotels)	71321	75	24.8	17
28.	Child day-care services	62441	70	17.5	17
29.	Wired and wireless telecommunications carriers (except satellite)	51731	69	18.1	17
30.	Other non-depository credit intermediation	52229	67	15.8	17
31.	Offices of mental health practitioners (except physicians)	62133	66	17.7	17

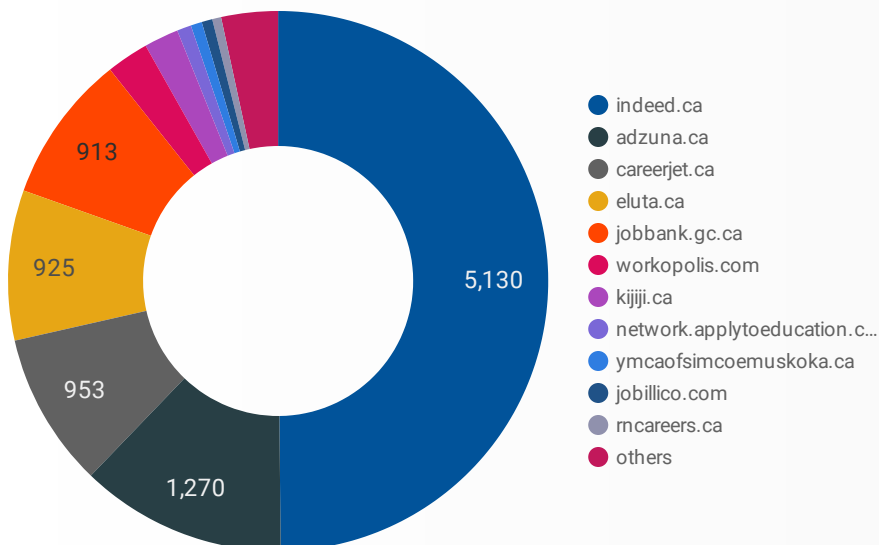
TOP HIRING SECTORS BY 6-DIGIT NAICS CODE

What sectors are hiring?

	6-DIGIT NAICS LABEL	NAICS CODE	POSTING COUNT ▼	AVG POSTING LENGTH IN DAYS	MEDIAN POSTING LENGTH IN DAYS
1.	Employment placement agencies and executive search services	561310	1,177	18.1	17
2.	Community care facilities for the elderly	623310	448	21.3	17
3.	Supermarkets and other grocery (except convenience) stores	445110	401	19.5	17
4.	Limited-service eating places	722512	333	29.0	17
5.	General (except paediatric) hospitals	622111	317	16.1	17
6.	Full-service restaurants	722511	269	22.8	17
7.	Elementary and secondary schools	611110	243	13.9	17
8.	Resorts	721113	185	18.2	17
9.	Home centres	444110	171	16.0	17
10.	Corporate and institutional banking industry	522112	163	17.8	17
11.	Pharmacies and drug stores	446110	157	17.5	17
12.	Home health care services	621610	137	18.0	17
13.	Landscaping services	561730	123	20.7	17
14.	Other local, municipal and regional public administration	913910	122	18.1	17
15.	Department stores	452110	107	15.8	17
16.	Furniture stores	442110	100	18.2	17
17.	Family clothing stores	448140	98	17.9	17
18.	Janitorial services (except window cleaning)	561722	98	18.0	17
19.	New car dealers	441110	95	16.6	17
20.	Office supplies and stationery stores	453210	91	22.9	17
21.	Advertising agencies	541810	88	17.2	17
22.	Offices of dentists	621210	85	16.0	17
23.	All other automotive repair and maintenance	811199	78	20.8	17
24.	Casinos (except casino hotels)	713210	75	24.8	17
25.	Appliance, television and other electronics stores	443143	70	17.1	17
26.	Child day-care services	624410	70	17.5	17
27.	Wired and wireless telecommunications carriers (except satellite)	517310	69	18.1	17
28.	Beer and wine-making supplies stores	453993	69	17.6	17
29.	Fitness and recreational sports centres	713940	66	17.6	17
30.	Offices of mental health practitioners (except physicians)	621330	66	17.7	17
31.

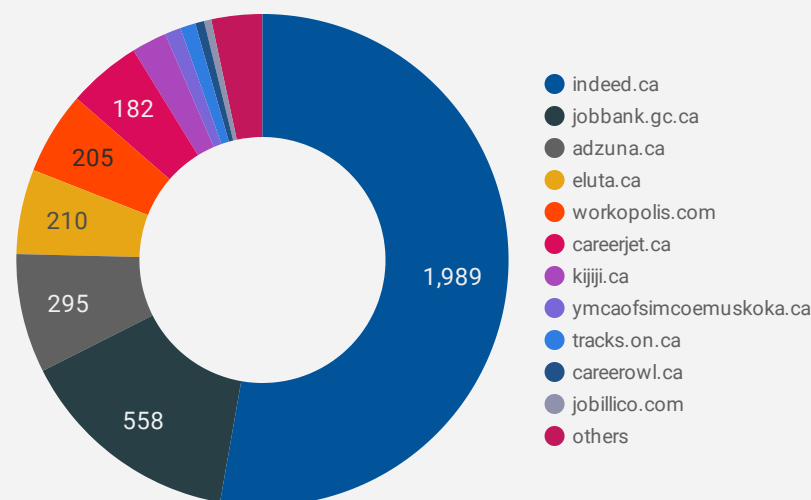
JOB POSTINGS BY JOB BOARD

What share of unique job postings appear on each job board?



COMPANIES BY JOB BOARD

What share of unique job postings appear on each job board?



JOB POSTING DETAILS BY JOB BOARD

How does job posting activity differ by job board?

	JOB BOARD	POSTING COUNT ▾	AVG POSTING LENGTH IN DAYS	MEDIAN POSTING LENGTH IN DAYS	# OF COMPANIES
1.	indeed.ca	5,130	16.8	17	1,989
2.	adzuna.ca	1,270	16.4	14	295
3.	careerjet.ca	953	20.9	22	182
4.	eluta.ca	925	17.0	17	210
5.	jobbank.gc.ca	913	35.5	28	558
6.	workopolis.com	260	14.0	14	205
7.	kijiji.ca	213	15.0	15	87
8.	network.applytoeducation.com	88	6.4	5	5
9.	ymcaofsimcoemuskoka.ca	69	30.2	31	40
10.	jobillico.com	66	23.4	15	18
11.	rncareers.ca	55	26.7	23	13
12.	tracks.on.ca	53	34.7	35	38
13.	careerarc.com	49	52.1	44	10
14.	randstad.ca	41	19.5	7	1
15.	barriecareercentre.com	31	50.5	60	17
16.	careerowl.ca	29	157.0	171	22
17.	localwork.ca	28	27.0	30	15
18.	agilec.ca	27	34.9	29	15