



# JOB DEMAND REPORT

## SEPTEMBER 2022

### HIGHLIGHTS

#### JOB POSTINGS BY THE NUMBERS

POSTING COUNT	NEW THIS MONTH	COMPANIES	JOB BOARDS
11,441	6,771	3,362	29

#### # OF DAYS POSTED

AVERAGE	MEDIAN
18.4	17

### REPORT BUILDER

The default filter selection below will show all job demand data for the month. You can use the filters to create a customized report for the purpose of understanding a subset of the data.

#### OCCUPATION FILTERS

SKILL TYPE NAME / 1-DIGIT NOC	▼
MAJOR GROUP / 2-DIGIT NOC	▼
MINOR GROUP / 3-DIGIT NOC	▼
UNIT GROUP / 4-DIGIT NOC	▼
SKILL LEVEL	▼
JOB TYPE	▼
JOB DURATION	▼
ADDITIONAL LANGUAGE	▼
SPECIFIC JOB TAGS	▼

#### OTHER FILTERS

JOB BOARD	▼
MUNICIPALITY	▼

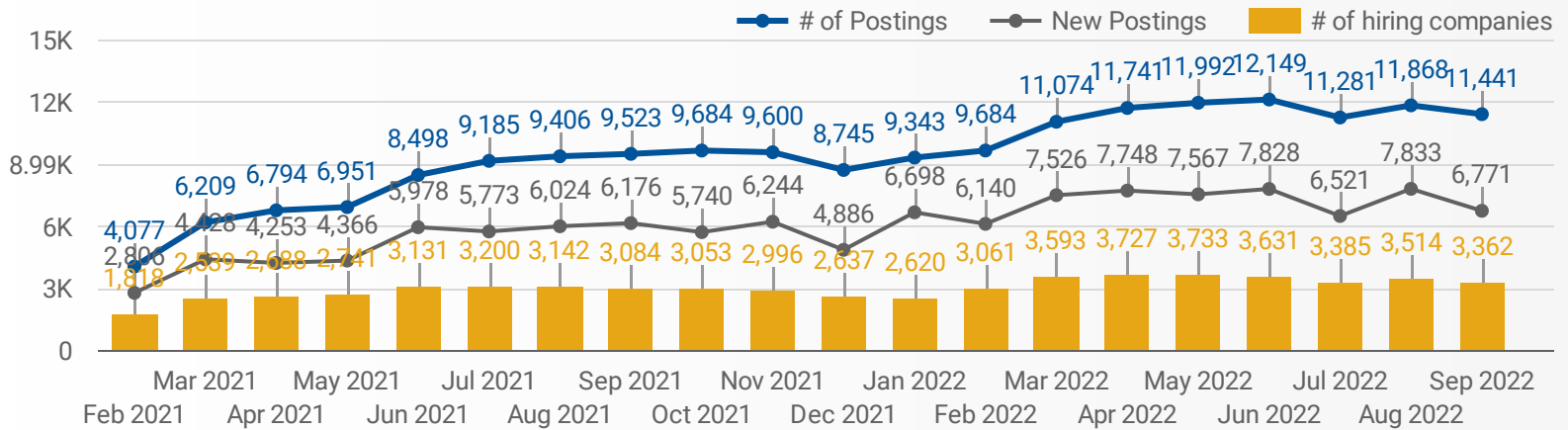
NOC = National Occupation Classification | NAICS = North American Industry Classification System

**Source:**

Job posting data collected by Work in Simcoe County from job boards and employer websites who recruit candidates in Simcoe County.

## JOB POSTINGS BY MONTH FOR SIMCOE COUNTY

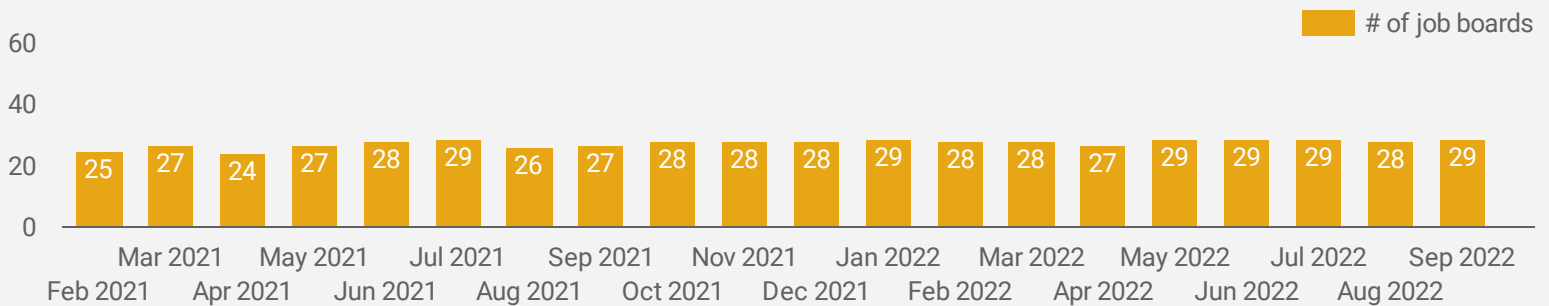
How many job postings were active for at least 1 day this month?



NOTE: This graph cannot be filtered using the controls on the cover page

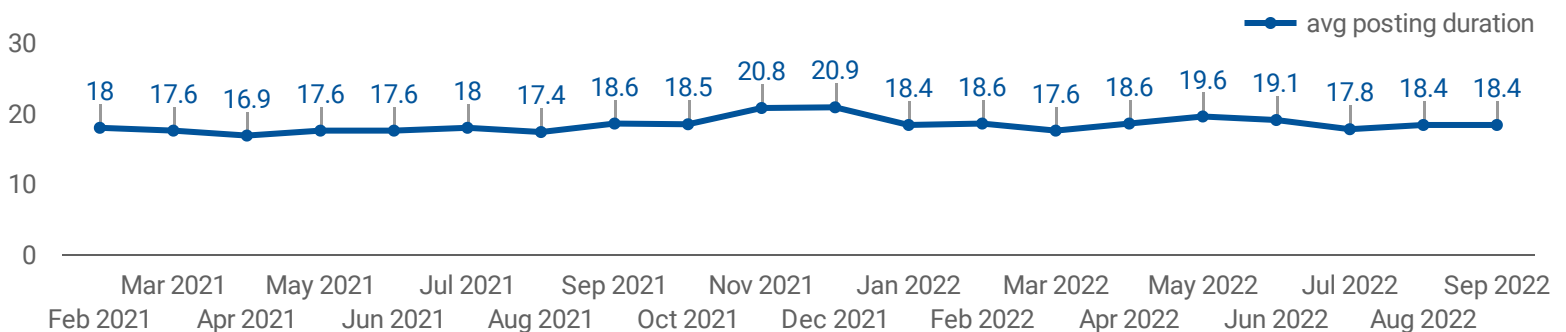
## NUMBER OF ACTIVE JOB BOARDS

How many job postings were active for at least 1 day this month on these job boards?



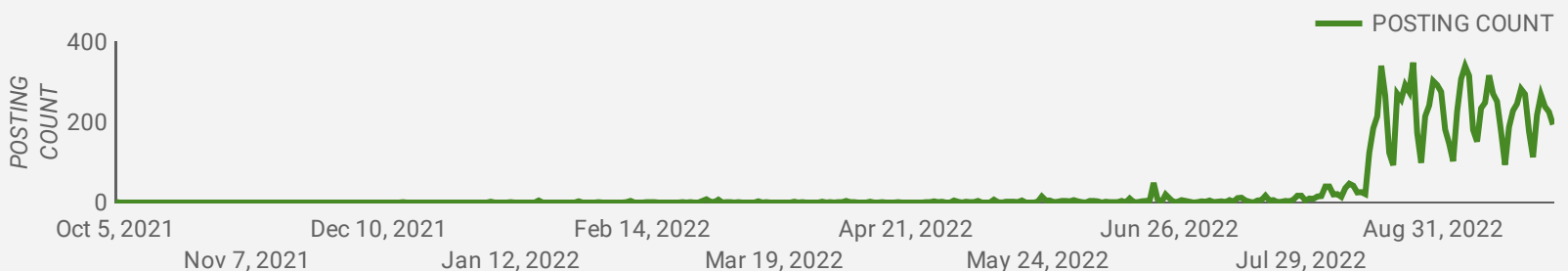
## AVERAGE POSTING LENGTH BY DAYS

How long are employers having to recruit for to find candidates to fill their job vacancies?



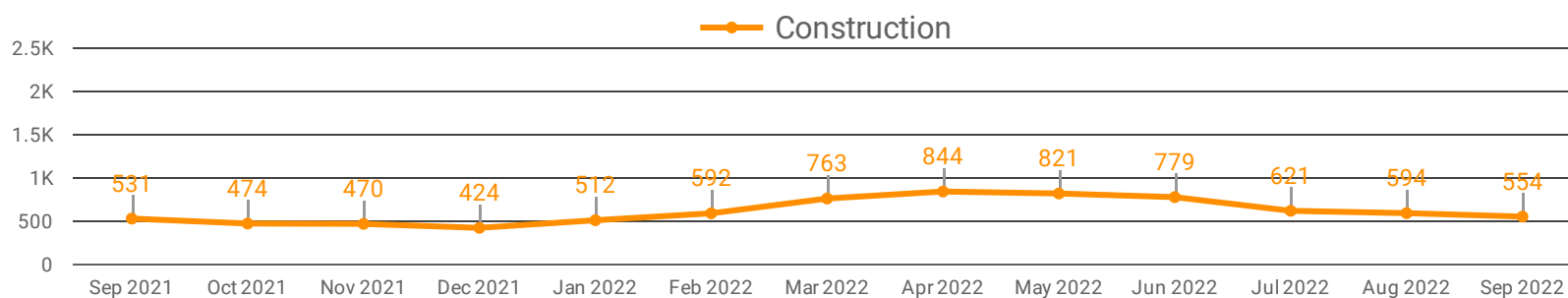
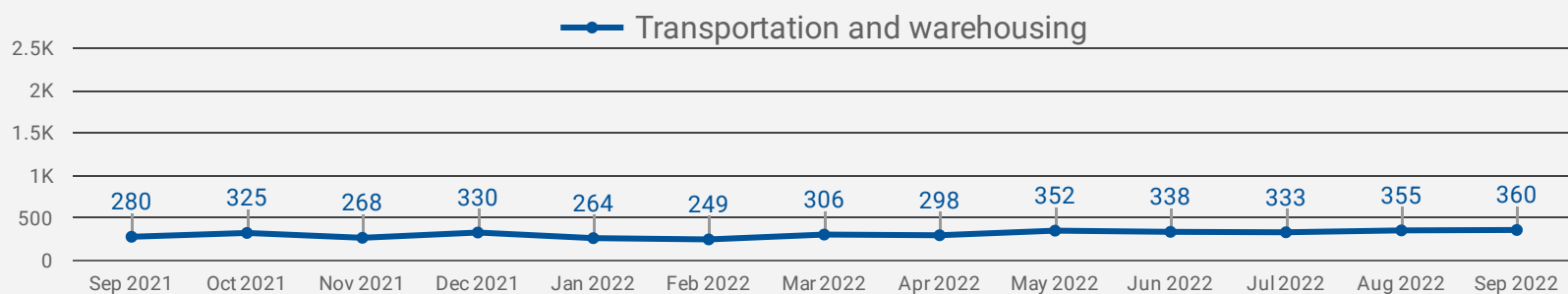
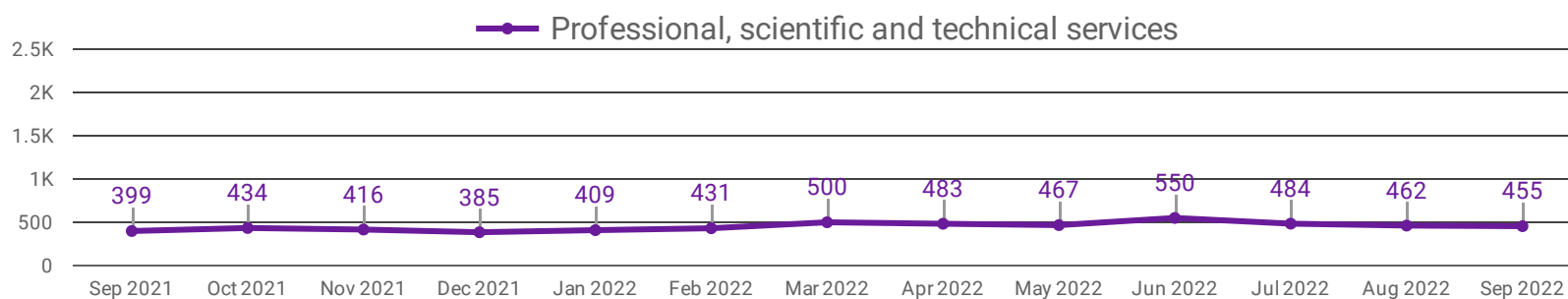
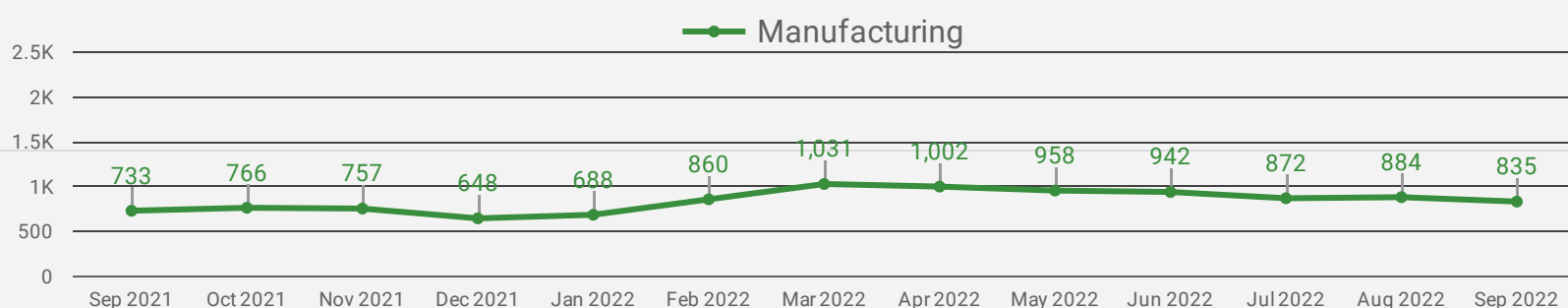
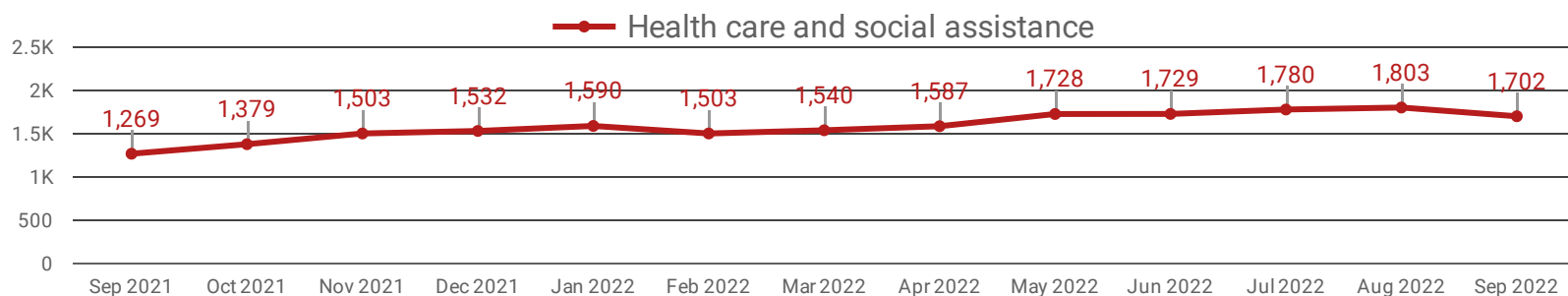
## POST DATE TIMELINE FOR THIS MONTH'S ACTIVE JOB POSTINGS

How many job postings were active for at least 1 day this month?



## DEMAND BY KEY SECTOR FOR SIMCOE COUNTY

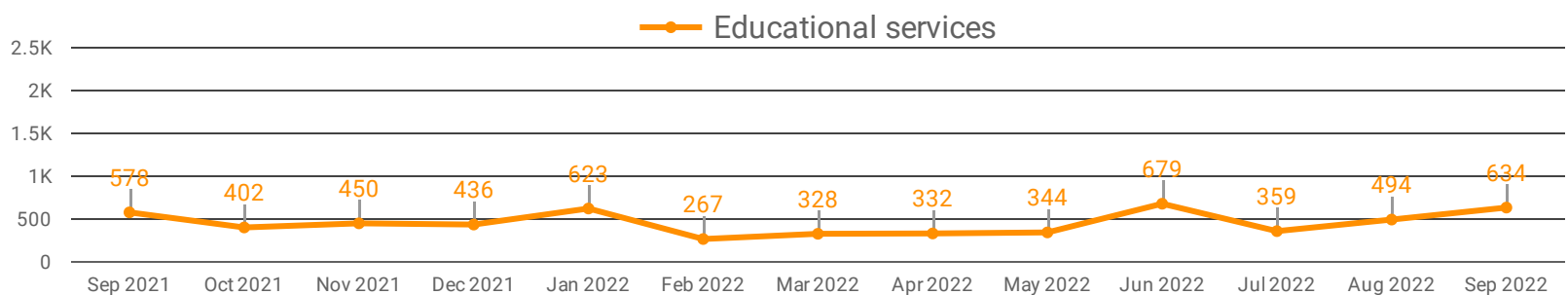
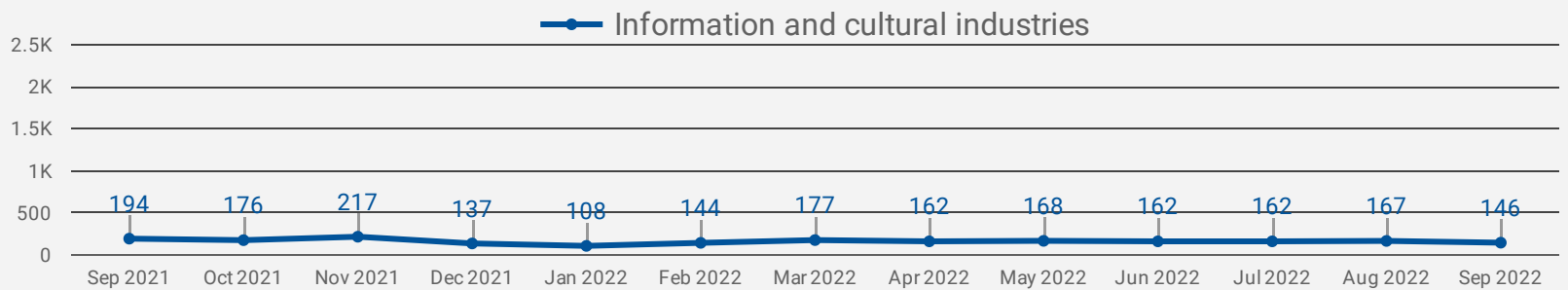
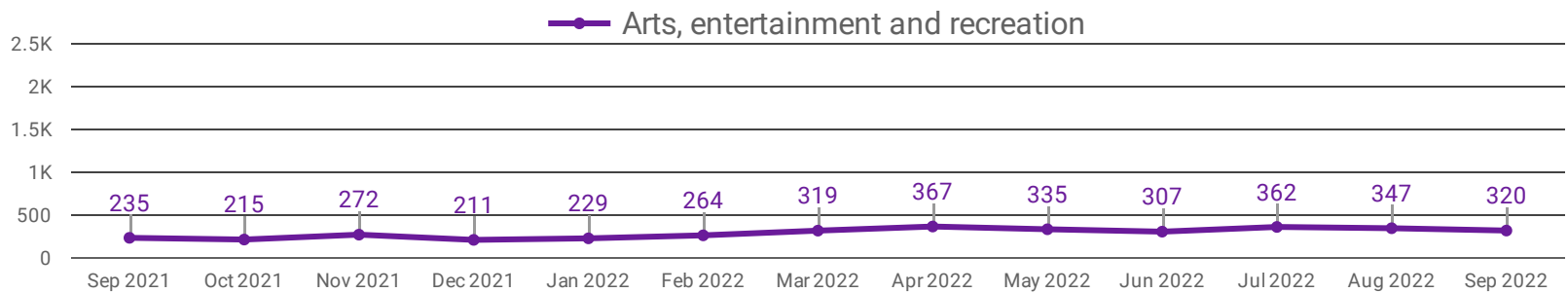
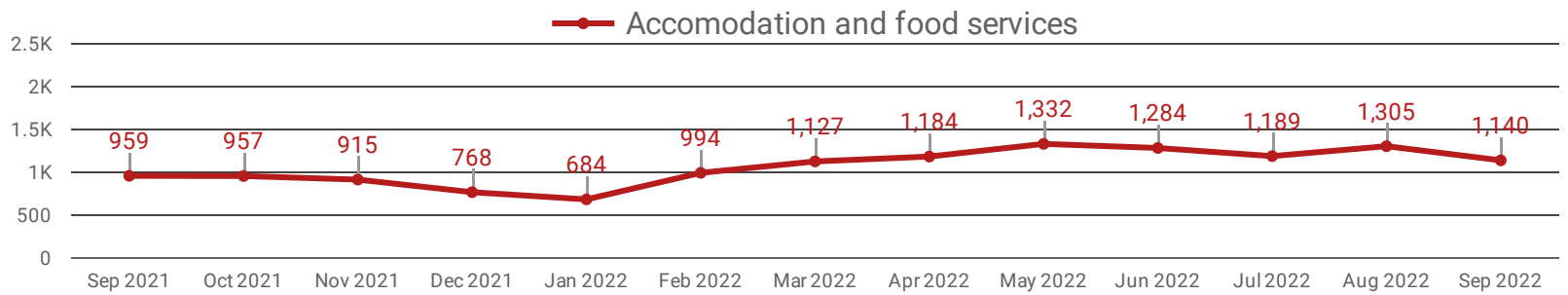
How many job postings were active for at least 1 day this month by sector?



NOTE: This graph cannot be filtered using the controls on the cover page

## DEMAND BY IMPACTED SECTOR FOR SIMCOE COUNTY

How many job postings were active for at least 1 day this month by sector?



NOTE: This graph cannot be filtered using the controls on the cover page

## JOB POSTINGS BY COMMUNITY

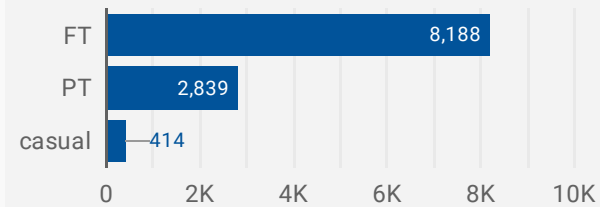
How many job postings were active for at least 1 day this month?

	COMMUNITY	POSTING COUNT	AVG POSTING LENGTH IN DAYS	MEDIAN POSTING LENGTH IN DAYS
1.	Barrie	4,938	17.8	17
2.	Orillia	1,197	18.5	17
3.	Collingwood	936	19.5	17
4.	New Tecumseth	724	18.7	17
5.	Innisfil	695	18.2	17
6.	Bradford West Gwillimbury	672	18.1	17
7.	Midland	592	18.7	17
8.	Penetanguishene	222	19.6	17
9.	Springwater	198	16.4	17
10.	Essa	185	18.9	17
11.	Wasaga Beach	180	20.4	17
12.	Clearview	177	18.8	17
13.	Ramara	158	18.9	17
14.	Oro-Medonte	147	18.0	17
15.	Severn	116	18.8	17
16.	Tay	47	28.6	17
17.	Adjala-Tosorontio	46	20.6	17
18.	Tiny	35	19.8	17
19.	Borden	33	13.7	14

1 - 19 / 19

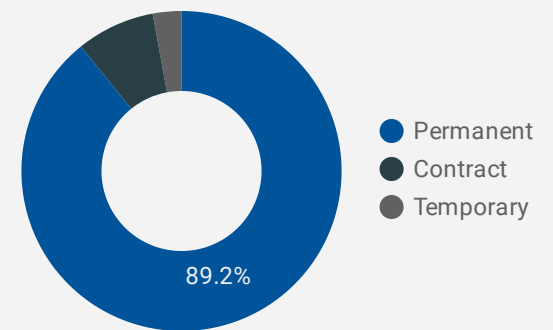
## JOB TYPE

Full-time vs Part-time



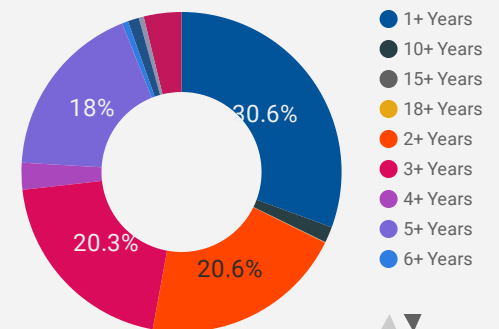
## JOB DURATION

Permanency of jobs posted



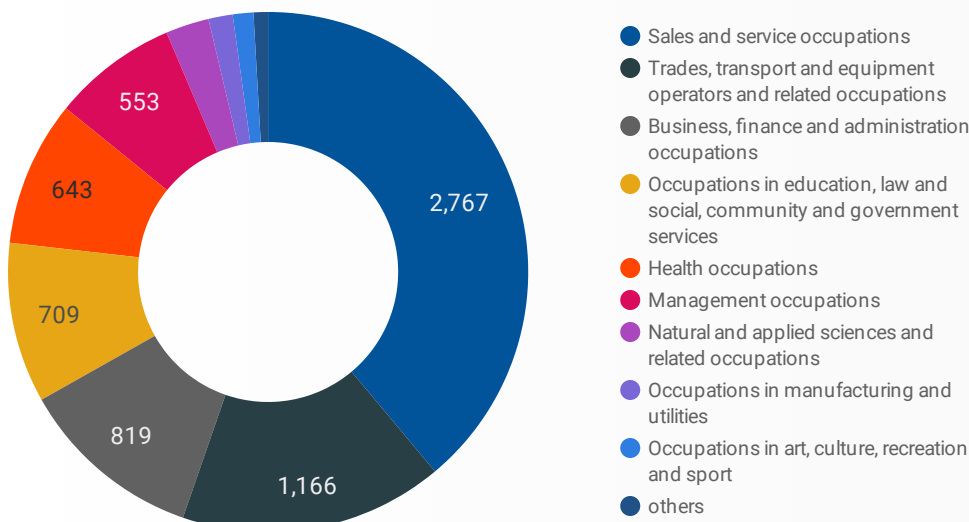
## JOB EXPERIENCE LEVEL

Job Postings by Experience Level Required



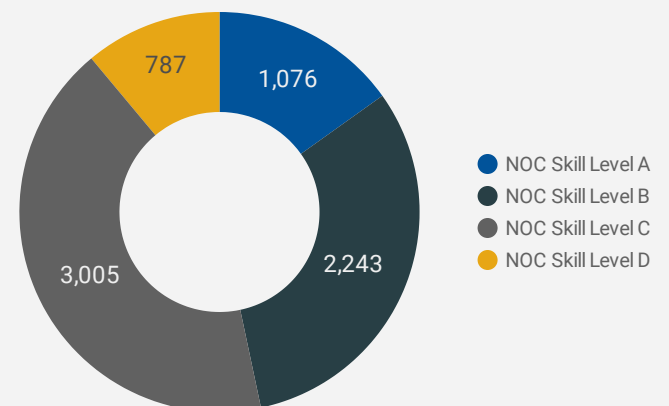
## JOB POSTINGS BY JOB CATEGORY

What broad occupational category is being recruited?



## JOB POSTINGS BY SKILL LEVEL

What education do occupations typically require?



Skill Level A = Usually University education | Skill Level B = Usually College education or Apprenticeship training | Skill Level C = Usually Secondary education or occupation-specific training | Skill Level D = Usually on-the-job training

## TOP HIRING EMPLOYERS & AGENCIES

Who is hiring?

	COMPANY	COMMUNITY	POSTINGS COUNT ▾	AVG POSTING LENGTH IN DAYS	MEDIAN POSTING LENGTH IN DAYS
1.	Simcoe County District School Board	Barrie	126	13.3	17
2.	Georgian College	Barrie	113	35.1	17
3.	Orillia Soldiers' Memorial Hospital	Orillia	85	15.4	17
4.	Sienna Senior Living	Barrie	70	14.2	14
5.	Equest	Barrie	63	14.0	14
6.	Randstad Canada	Barrie	51	21.5	10
7.	Royal Victoria Regional Health Centre	Barrie	51	16.7	17
8.	Adzuna	Barrie	50	14.0	14
9.	Georgian Bay General Hospital	Midland	46	15.6	17
10.	Friday Harbour Resort	Innisfil	46	14.7	17
11.	Simcoe County District School Board	Springwater	44	14.5	17
12.	TRACKS Employment and Resource Services of Georgian Bay	Collingwood	44	31.7	35
13.	RONA inc.	Barrie	40	18.1	16
14.	Loblaw Companies Limited	Barrie	39	14.6	14
15.	Nottawasaga Inn Resort	New Tecumseth	37	16.0	17
16.	Waypoint Centre for Mental Health Care	Penetanguishene	36	16.0	17
17.	Simcoe County District School Board	Innisfil	36	12.7	14
18.	ESS Direct Inc.	Barrie	36	17.0	17
19.	Baxter International	New Tecumseth	35	16.2	17
20.	Simcoe County District School Board	Bradford West Gwillimbury	35	13.4	17
21.	Lowe's	Barrie	34	22.0	22
22.	Simcoe County District School Board	New Tecumseth	33	14.9	17
23.	Sienna Living	Barrie	32	19.8	22
24.	Simcoe County District School Board	Orillia	31	10.9	14
25.	Manpower Canada	Barrie	30	16.2	17
26.	Loblaw	Barrie	30	22.9	22
27.	Staples Canada	Collingwood	28	16.4	17
28.	Sienna Senior Living	Bradford West Gwillimbury	28	17.0	17
29.	Spectra Aluminum Products Ltd	Bradford West Gwillimbury	27	16.7	17
1 - 50 / 4260 < >					

## TOP HOURLY WAGES IN JOB POSTINGS

What are employers willing to pay to find the perfect candidate?











# of Minimum Wage Jobs

**212**

	JOB TITLE	COMPANY	LOCATION	HOURLY WAGE ▾
1.	Automotive Inspector	Kiwiz	Barrie	75 
2.	Fitness Coach	Orangetheory Fitness	Barrie	65 
3.	Certified Personal Trainer	EZfitness	Bradford West Gwillimbury	60 
4.	Social Worker	GoServeCare	Barrie	60 
5.	Personal Trainer	Nielsen Fitness In-Home Personal Training	Collingwood	59.5 
6.	Librarian (sessional) Full Time	Georgian College	Barrie	58.63 
7.	Druggist	Stevenson Memorial Hospital	New Tecumseth	58.53 
8.	General Manager, Trucking Company	SIDH TRUCK TRANSPORTATION INC	Barrie	58 
9.	Dc (doctor Of Chiropractic)	Be Well Chiropractic Health & Wellness Centre	Bradford West Gwillimbury	55 
10.	Assistant Treasurer - Finances	The Corporation of the Township of Tay	Tay	54.03 
11.	Corporate Sales Manager	D.c. United Roofing Inc.	Barrie	54 
12.	Knowledge Translation & Implementation	Waypoint Centre for Mental Health Care	Penetanguishene	53.08 
				1 - 100 / 1672 < >

## TOP SALARIES IN JOB POSTINGS

What are employers willing to pay to find the perfect candidate?

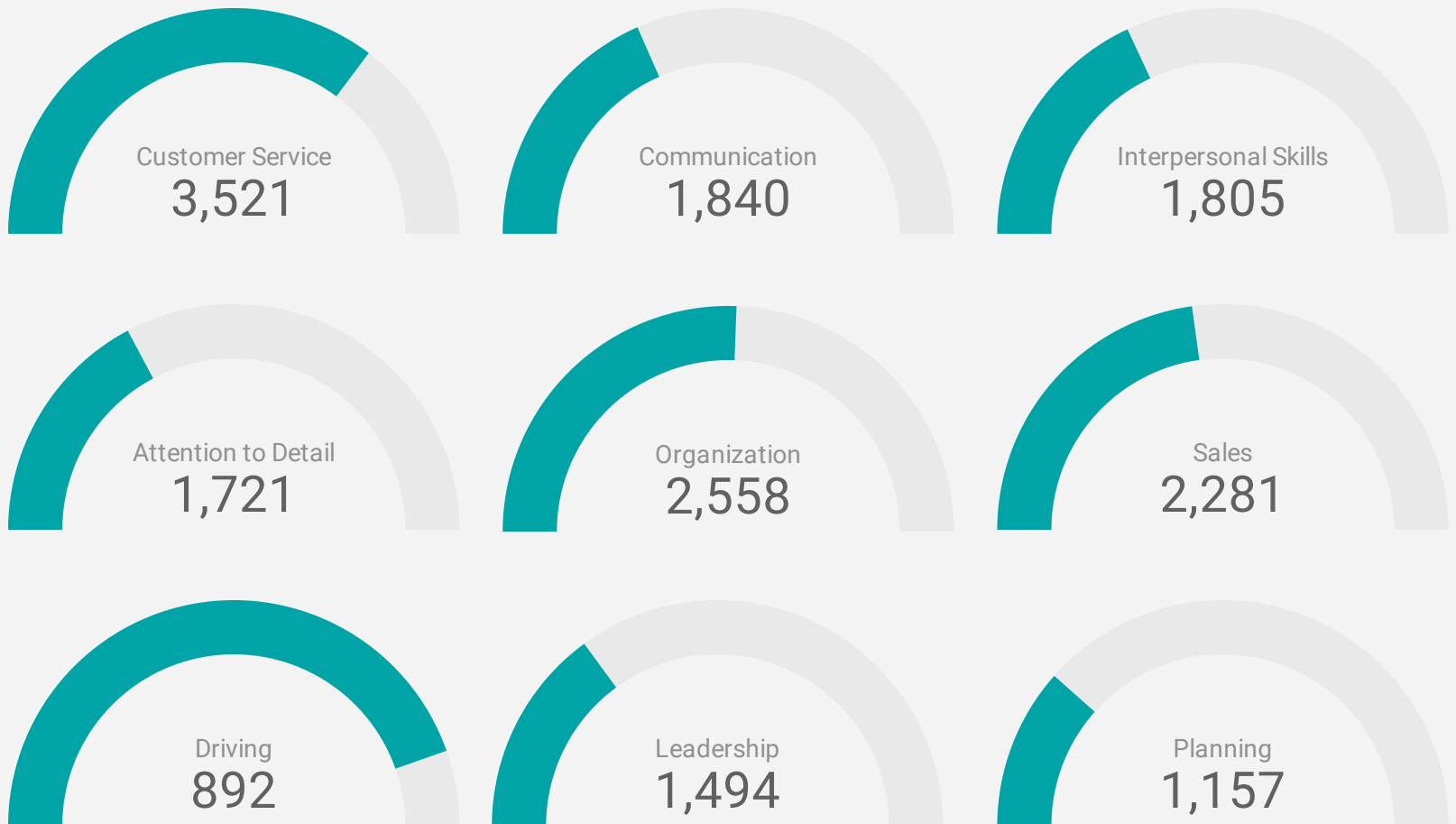
	JOB TITLE	COMPANY	LOCATION	ANNUAL SALARY ▾
1.	B2c Sales Agent	Centennial Windows & Doors	Innisfil	250,000 
2.	Chief Administrative Officer - Government Services	County of Simcoe	Springwater	189,478 
3.	Principal Business Architect (Open to remote work, except the following locations: SD, VT, and WV)	Nike	Ramara	163,000 
4.	Dc (doctor Of Chiropractic)	Fotis Physio & Wellness	Barrie	155,921 
5.	Real Estate Sales Representative	Royal LePage Real Estate	Barrie	150,000 
6.	Software Developer	Caredove	Orillia	150,000 
7.	Flooring Installer - Carpet	ORANGE ROOM SERVICES	Barrie	150,000 
8.	Outside Sales Rep â€” Barrie	Reliance Home Comfort	Barrie	150,000 
9.	Leasing Agent	Royal York Property Management	Barrie	150,000 
10.	Nurse Practitioner - Permanent/full Time	County of Simcoe	Orillia	137,004 
				1 - 100 / 2154 < >

## TOP IN-DEMAND SKILLS

How many times were these skills found in job postings?

ACTIVE JOB POSTINGS THIS MONTH

11,441



## KEY JOB REQUIREMENTS

How often are these requirements desired in job postings?

ACTIVE JOB POSTINGS THIS MONTH

11,441



Driver's License  
1,981



First Aid  
718



Regular Access to a Vehi  
413



Criminal Record Check  
1,319



Microsoft Office  
624



Food Safety  
282



## TOP OCCUPATIONS BY SKILL, FREQUENCY & DURATION

What jobs are in-demand and/or hard to fill?

	4 DIGIT NOC	4 DIGIT NOC NAME	SKILL LEVEL	POSTING COUNT	AVG POSTING LENGTH IN DAYS	MEDIAN POSTING LENGTH IN DAYS
1.	6421	Retail salespersons	NOC Skill Level C	638	17.1	17
2.	4412	Home support workers  housekeepers and related occupations	NOC Skill Level C	367	19.2	17
3.	6322	Cooks	NOC Skill Level B	287	25.7	17
4.	6552	Other customer and information services representatives	NOC Skill Level C	271	18.2	17
5.	7452	Material handlers	NOC Skill Level C	226	16.4	17
6.	0621	Retail and wholesale trade managers	NOC Skill Level A	220	17.0	17
7.	6513	Food and beverage servers	NOC Skill Level C	166	21.7	17
8.	6711	Food counter attendants  kitchen helpers and related support occupations	NOC Skill Level D	151	19.8	17
9.	6731	Light duty cleaners	NOC Skill Level D	146	20.2	17
10.	3233	Licensed practical nurses	NOC Skill Level B	132	16.6	16
11.	4212	Social and community service workers	NOC Skill Level B	128	17.3	17
12.	7511	Transport truck drivers	NOC Skill Level C	127	16.7	17
13.	6611	Cashiers	NOC Skill Level D	118	16.7	17
14.	1241	Administrative assistants	NOC Skill Level B	117	17.2	17
15.	3219	Other medical technologists and technicians (except dental health)	NOC Skill Level B	104	16.5	17
16.	7514	Delivery and courier service drivers	NOC Skill Level C	101	17.2	17
17.	6311	Food service supervisors	NOC Skill Level B	98	65.9	55
18.	1114	Other financial officers	NOC Skill Level A	97	15.5	14
19.	6222	Retail and wholesale buyers	NOC Skill Level B	95	17.2	16
20.	6211	Retail sales supervisors	NOC Skill Level B	86	26.2	17
21.	1414	Receptionists	NOC Skill Level C	84	15.2	17
22.	7512	Bus drivers  subway operators and other transit operators	NOC Skill Level C	76	21.9	17
23.	7611	Construction trades helpers and labourers	NOC Skill Level D	76	20.8	17
24.	6622	Store shelf stockers  clerks and order fillers	NOC Skill Level D	75	17.2	17
25.	6541	Security guards and related security service occupations	NOC Skill Level C	69	16.4	17
26.	1521	Shippers and receivers	NOC Skill Level C	67	17.1	17
27.	6512	Bartenders	NOC Skill Level C	66	17.5	17
28.	6733	Janitors  caretakers and building superintendents	NOC Skill Level D	64	16.3	17
29.	7271	Carpenters	NOC Skill Level B	61	22.2	17
--	--	--	--	--	--	--

## JOB POSTINGS BY 3-DIGIT NATIONAL OCCUPATION CLASSIFICATION

What jobs are hard to fill and/or in-demand?

	3 DIGIT NOC	3 DIGIT NOC NAME	SKILL LEVEL	POSTING COUNT ▼	AVG POSTING LENGTH IN DAYS	MEDIAN POSTING LENGTH IN DAYS
1.	642	Retail salespersons	NOC Skill Level C	638	17.1	17
2.	441	Home care providers and educational support occupations	NOC Skill Level C	401	19.4	17
3.	632	Chefs and cooks	NOC Skill Level B	338	24.5	17
4.	751	Motor vehicle and transit drivers	NOC Skill Level C	306	18.3	17
5.	651	Occupations in food and beverage service	NOC Skill Level C	277	19.8	17
6.	655	Customer and information services representatives	NOC Skill Level C	273	18.2	17
7.	673	Cleaners	NOC Skill Level D	234	18.7	17
8.	745	Longshore workers and material handlers	NOC Skill Level C	226	16.4	17
9.	062	Retail and wholesale trade managers	NOC Skill Level A	220	17.0	17
10.	421	Paraprofessional occupations in legal, social, community and education services	NOC Skill Level B	215	17.4	17
11.	323	Other technical occupations in health care	NOC Skill Level B	193	16.4	16
12.	671	Food counter attendants, kitchen helpers and related support occupations	NOC Skill Level D	151	19.8	17
13.	321	Medical technologists and technicians (except dental health)	NOC Skill Level B	144	16.7	17
14.	141	General office workers	NOC Skill Level C	141	16.0	17
15.	341	Assisting occupations in support of health services	NOC Skill Level C	129	20.5	17
16.	124	Office administrative assistants - general, legal and medical	NOC Skill Level B	129	17.1	17
17.	111	Auditors, accountants and investment professionals	NOC Skill Level A	125	15.9	14
18.	152	Supply chain logistics, tracking and scheduling co-ordination occupations	NOC Skill Level C	122	17.2	17
19.	661	Cashiers	NOC Skill Level D	118	16.7	17
20.	631	Service supervisors	NOC Skill Level B	111	58.5	31
21.	622	Technical sales specialists in wholesale trade and retail and wholesale buyers	NOC Skill Level B	99	17.2	16
22.	662	Other sales support and related occupations	NOC Skill Level D	92	17.0	17
23.	621	Retail sales supervisors	NOC Skill Level B	86	26.2	17
24.	122	Administrative and regulatory occupations	NOC Skill Level B	84	19.9	17
25.	761	Trades helpers and labourers	NOC Skill Level D	78	20.8	17
26.	723	Machining, metal forming, shaping and erecting trades	NOC Skill Level B	72	18.7	17
27.	654	Security guards and related security service occupations	NOC Skill Level C	69	16.4	17
28.	727	Carpenters and cabinetmakers	NOC Skill Level B	69	21.4	17
29.	633	Butchers and bakers	NOC Skill Level B	64	22.0	17

## JOB POSTINGS BY 2-DIGIT NATIONAL OCCUPATION CLASSIFICATION

What jobs are hard to fill and/or in-demand?

	2 DIGIT NOC	2 DIGIT NOC NAME	SKILL LEVEL	POSTING COUNT ▼	AVG POSTING LENGTH IN DAYS	MEDIAN POSTING LENGTH IN DAYS
1.	65	Service representatives and other customer and personal services occupations	NOC Skill Level C	736	18.4	17
2.	64	Sales representatives and salespersons - wholesale and retail trade	NOC Skill Level C	643	17.1	17
3.	63	Service supervisors and specialized service occupations	NOC Skill Level B	540	29.7	17
4.	44	Care providers and educational, legal and public protection support occupations	NOC Skill Level C	406	19.4	17
5.	67	Service support and other service occupations, n.e.c.	NOC Skill Level D	405	19.0	17
6.	75	Transport and heavy equipment operation and related maintenance occupations	NOC Skill Level C	374	18.6	17
7.	32	Technical occupations in health	NOC Skill Level B	349	16.5	17
8.	72	Industrial, electrical and construction trades	NOC Skill Level B	299	23.7	17
9.	06	Middle management occupations in retail and wholesale trade and customer services	NOC Skill Level A	296	19.8	17
10.	74	Other installers, repairers and servicers and material handlers	NOC Skill Level C	256	16.9	17
11.	12	Administrative and financial supervisors and administrative occupations	NOC Skill Level B	237	18.7	17
12.	62	Retail sales supervisors and specialized sales occupations	NOC Skill Level B	233	20.1	17
13.	14	Office support occupations	NOC Skill Level C	222	17.1	17
14.	42	Paraprofessional occupations in legal, social, community and education services	NOC Skill Level B	215	17.4	17
15.	66	Sales support occupations	NOC Skill Level D	210	16.9	17
16.	11	Professional occupations in business and finance	NOC Skill Level A	164	16.2	14
17.	15	Distribution, tracking and scheduling co-ordination occupations	NOC Skill Level C	155	17.2	17
18.	31	Professional occupations in health (except nursing)	NOC Skill Level A	154	15.7	15
19.	73	Maintenance and equipment operation trades	NOC Skill Level B	146	19.1	17
20.	34	Assisting occupations in support of health services	NOC Skill Level C	129	20.5	17
21.	01	Senior managers - construction, transportation, production and utilities	NOC Skill Level A	107	19.6	17
22.	22	Technical occupations related to natural and applied sciences	NOC Skill Level B	104	17.2	17
23.	76	Trades helpers, construction labourers and related occupations	NOC Skill Level D	91	20.1	17
24.	21	Professional occupations in natural and applied sciences	NOC Skill Level A	88	18.9	17
25.	41	Professional occupations in law and social, community and government services	NOC Skill Level A	75	16.4	17
26.	52	Technical occupations in art, culture, recreation and sport	NOC Skill Level B	70	16.3	15
27.	07	Managers in customer and personal services, n.e.c.	NOC Skill Level A	64	16.7	17

## MULTILINGUAL JOB POSTINGS BY THE NUMBERS

ACTIVE POSTINGS  
**1,037**

NEW POSTINGS  
**0**

COMPANIES  
**490**

JOB LANGUAGES  
**8**

## # OF DAYS POSTED

AVERAGE  
**16.5**

MEDIAN  
**17**

## MULTILINGUAL JOB POSTINGS BY SKILL LEVEL

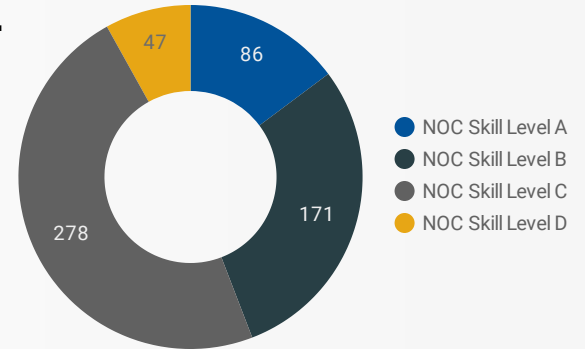
What language skills are employers looking for by occupational skill level?

**86** Skill Level A - Management/ Professional Occupations usually requiring University

**171** Skill Level B - Usually college education or apprenticeship training

**278** Skill Level C - Usually secondary education or occupation-specific training

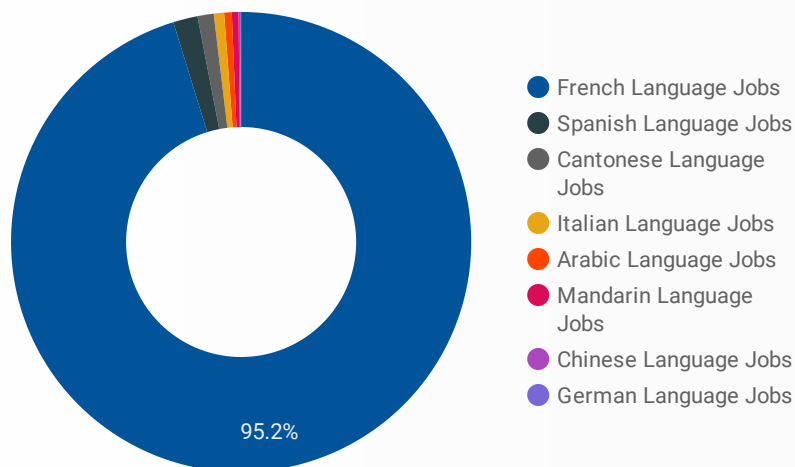
**47** Skill Level D - Usually on-the-job training



JOB LANGUA...	NOC Skill Level A	NOC Skill Level B	NOC Skill Level C	NOC Skill Level D
Spanish Lang...	3	6	1	
Mandarin Lan...		1	2	
Italian Langu...		4	5	1
French Langu...	81	157	253	46
Chinese Lang...	2			
Cantonese La...			16	
Arabic Langu...		2	1	

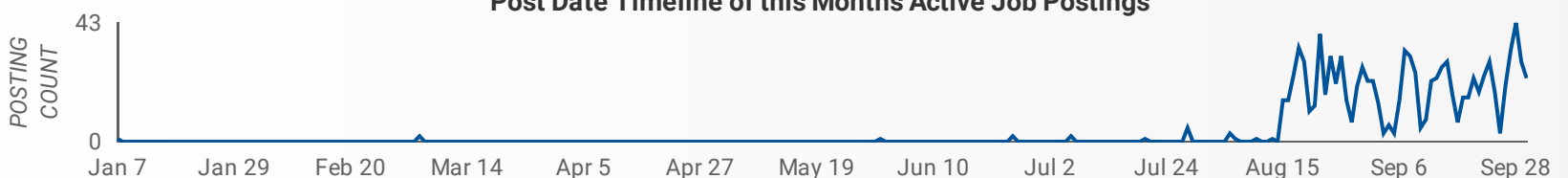
## LANGUAGE SKILLS BREAKDOWN

Which kinds of language skills do employers seek?



JOB LANGUAGES	POSTING COUNT
1. French Language Jobs	976
2. Cantonese Language Jobs	19
3. Spanish Language Jobs	17
4. Italian Language Jobs	12
5. Arabic Language Jobs	6
6. Mandarin Language Jobs	4
7. Chinese Language Jobs	2
8. German Language Jobs	1

## Post Date Timeline of this Month's Active Job Postings



## LANGUAGE SKILLS BEING RECRUITED BY JOB CATEGORY

What language skills are sought by 1-Digit NOC?

BROAD OCCUPATIONAL CATEGORY	Spanish L...	Mandarin...	Italian La...	French L...	Chinese ...	Cantones...	Grand total
Trades, transport and equipment operator...	1			71			72
Sales and service occupations	4	1	9	197		16	228
Occupations in manufacturing and utilities				9			9
Occupations in education, law and social, ...			1	81			82
Occupations in art, culture, recreation and ...				18			18
Natural resources, agriculture and related ...				1			1
Natural and applied sciences and related o...	1			12			13
Management occupations				38	2		40
Health occupations		1		39			40
Business, finance and administration occu...	4	1		71			79
<b>Grand total</b>	<b>10</b>	<b>3</b>	<b>10</b>	<b>537</b>	<b>2</b>	<b>16</b>	<b>582</b>

## MULTILINGUAL JOB POSTINGS BY COMMUNITY

What language skills are sought by 4-Digit NOC?

	MUNICIPALITY	JOB LANGUAGES ▾	AVG POSTING LENGTH IN DAYS	MEDIAN POSTING LENGTH IN DAYS
1.	Barrie	430	16.5	17
2.	New Tecumseth	97	16.5	17
3.	Orillia	96	16.1	17
4.	Midland	80	16.5	17
5.	Collingwood	65	17.6	17
6.	Innisfil	62	16.0	17
7.	Penetanguishene	52	17.8	17
8.	Bradford West Gwillimbury	38	14.8	17
9.	Ramara	15	16.9	17
10.	Springwater	13	13.8	14
11.	Severn	13	23.9	17
12.	Essa	11	15.2	14
13.	Clearview	11	16.1	17
14.	Wasaga Beach	11	16.9	17
15.	Borden	10	12.6	14
16.	Tiny	8	17.0	17

## LANGUAGE DEMAND BY JOB

*What language skills are sought by 4-Digit NOC?*

4 DIGIT NOC NAME		POSTINGS ▾
1.	Retail salespersons	59
2.	Other customer and information services re...	33
3.	Home support workers  housekeepers and r...	33
4.	Cooks	24
5.	Food and beverage servers	22
6.	Material handlers	20
7.	Retail and wholesale trade managers	17
8.	Social and community service workers	16
9.	Program leaders and instructors in recreati...	13
10.	Light duty cleaners	13
11.	Food counter attendants  kitchen helpers an...	11
12.	Administrative assistants	11
13.	Receptionists	11
14.	Transport truck drivers	10
15.	Delivery and courier service drivers	8
16.	Accounting and related clerks	7
17.	Family  marriage and other related counsell...	7
18.	Janitors  caretakers and building superinten...	7
19.	Carpenters	7
20.	Licensed practical nurses	7
21.	Bartenders	7
22.	Letter carriers	7
23.	Social workers	6
24.	Chefs	6
25.	Other financial officers	6
26.	Human resources and recruitment officers	6
27.	Early childhood educators and assistants	5
28.	Mail  postal and related workers	5
29.	MaÃtres d&#039;hÃtel and hosts/hostes...	5
30.	Architecture and science managers	4
31.	Other automotive mechanical installers and...	4
32.	Cleaning supervisors	4
1 - 100 / 133		< >

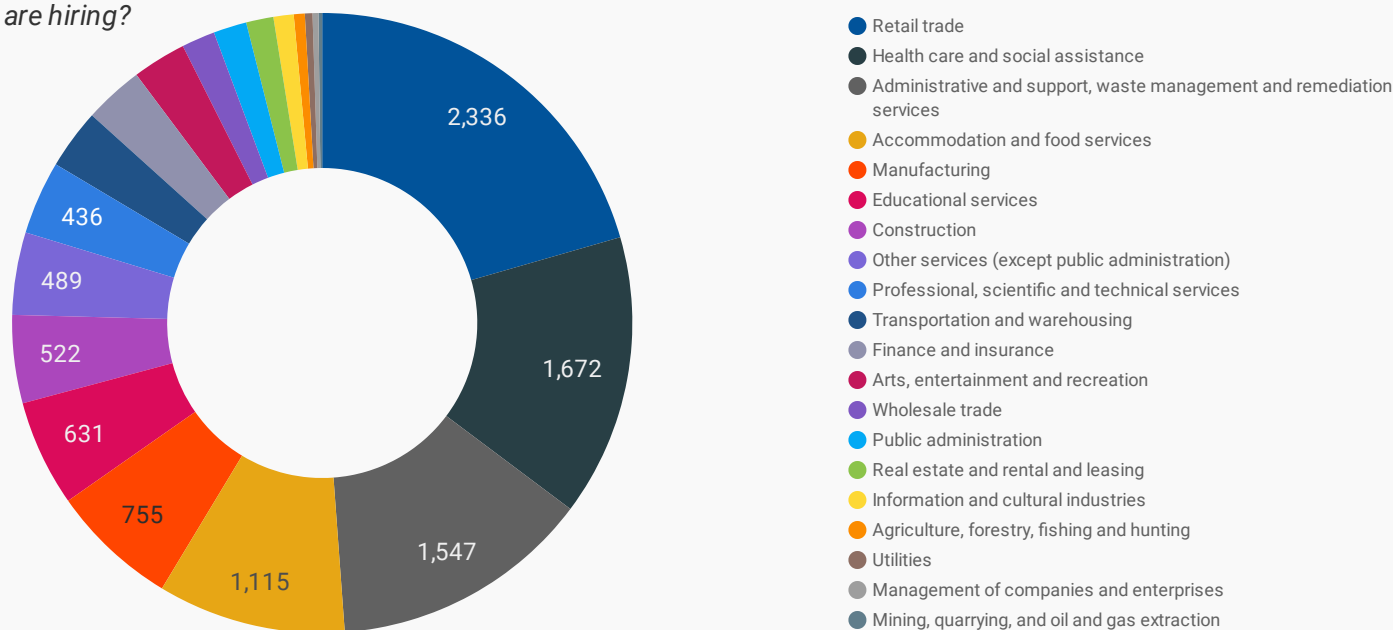
## MULTILINGUAL HIRING EMPLOYERS

*Which employers are seeking multilingual candidates?*

COMPANY		POSTINGS ▾
1.	Simcoe County District School Board	82
2.	Georgian Bay General Hospital	40
3.	Nottawasaga Inn Resort	34
4.	Waypoint Centre for Mental Health Care	31
5.	La Source	17
6.	La ClÃ©	15
7.	Simcoe Parts Service Inc.	12
8.	Gateway Casinos & Entertainment Limited	10
9.	Bell	10
10.	Tarpin Lumber & Truss	9
11.	Farm Boy Inc. (Barrie)	8
12.	Liquor Control Board of Ontario	8
13.	Canadian Mental Health Association, Simcoe County	8
14.	Victoria Order Of Nurses	8
15.	The Source	7
16.	Adzuna	7
17.	Canada Post - Postes Canada	7
18.	The Corporation of the Township of Tiny	6
19.	CBI Health	6
20.	VON Canada - Barrie	6
21.	FedEx	6
22.	Champlain Ready Mix	6
23.	The Source (Bell) Electronics Inc.	6
24.	Kumi Canada Corporation	6
25.	Canada Post Corp	6
26.	Reitmans	6
27.	eCapital	5
28.	FedEx Express Canada	5
29.	A&W Restaurants (South Barrie)	5
30.	Fedex Cross Border	5
31.	FedEx Freight Canada	5
1 - 50 / 491		< >

## TOP HIRING SECTORS BY 2-DIGIT NAICS CODE

What sectors are hiring?



	2-DIGIT NAICS LABEL	NAICS CODE	POSTING COUNT	AVG POSTING LENGTH IN DAYS	MEDIAN POSTING LENGTH IN DAYS
1.	Retail trade	44-45	2,336	17.5	17
2.	Health care and social assistance	62	1,672	17.4	17
3.	Administrative and support, waste management and remediation services	56	1,547	18.9	17
4.	Accommodation and food services	72	1,115	22.3	17
5.	Manufacturing	31-33	755	17.5	17
6.	Educational services	61	631	17.7	17
7.	Construction	23	522	20.2	17
8.	Other services (except public administration)	81	489	19.5	17
9.	Professional, scientific and technical services	54	436	16.6	17
10.	Transportation and warehousing	48-49	356	18.8	17
11.	Finance and insurance	52	352	14.9	14
12.	Arts, entertainment and recreation	71	319	20.4	17
13.	Wholesale trade	41	198	19.3	17
14.	Public administration	91	197	18.6	17
15.	Real estate and rental and leasing	53	162	17.1	17
16.	Information and cultural industries	51	120	17.3	16
17.	Agriculture, forestry, fishing and hunting	11	65	21.2	17
18.	Utilities	22	45	15.9	15.5
19.	Management of companies and enterprises	55	35	12.3	14
20.	Mining, quarrying, and oil and gas extraction	21	22	18.4	17

NOTE: NAICS code 56 includes Employment Agencies. Manufacturing includes codes 31-33, Retail Trade includes codes 44-45 and Transportation and Warehousing includes codes 48-49.

## TOP HIRING SECTORS BY 3-DIGIT NAICS CODE

What sectors are hiring?

	3-DIGIT NAICS LABEL	NAICS CODE	POSTING COUNT ▾	AVG POSTING LENGTH IN DAYS	MEDIAN POSTING LENGTH IN DAYS
1.	Administrative and support services	561	1,481	19.0	17
2.	Food services and drinking places	722	864	24.0	17
3.	Educational services	611	631	17.7	17
4.	Ambulatory health care services	621	598	17.6	17
5.	Nursing and residential care facilities	623	582	17.3	17
6.	Food and beverage stores	445	507	17.9	16
7.	Professional, scientific and technical services	541	436	16.6	17
8.	Specialty trade contractors	238	375	20.5	17
9.	Clothing and clothing accessories stores	448	308	17.3	17
10.	Amusement, gambling and recreation industries	713	307	20.5	17
11.	Miscellaneous store retailers	453	272	18.7	17
12.	Accommodation services	721	251	16.7	17
13.	Hospitals	622	251	15.6	17
14.	Credit intermediation and related activities	522	244	14.3	14
15.	Health and personal care stores	446	244	16.1	15
16.	Social assistance	624	241	19.2	17
17.	General merchandise stores	452	230	15.9	17
18.	Building material and garden equipment and supplies dealers	444	227	17.4	17
19.	Repair and maintenance	811	213	20.1	17
20.	Motor vehicle and parts dealers	441	195	16.3	17
21.	Personal and laundry services	812	166	18.7	17
22.	Transit and ground passenger transportation	485	119	20.2	17
23.	Local, municipal and regional public administration	913	117	17.7	17
24.	Transportation equipment manufacturing	336	115	19.1	17
25.	Furniture and home furnishings stores	442	113	17.9	17
26.	Truck transportation	484	105	19.6	17
27.	Sporting goods, hobby, book and music stores	451	100	16.1	16.5
28.	Religious, grant-making, civic, and professional and similar organizations	813	95	17.0	17
29.	Machinery manufacturing	333	94	15.7	17
30.	Construction of buildings	236	91	20.0	17
31.	Real estate	531	89	17.6	17



## TOP HIRING SECTORS BY 4-DIGIT NAICS CODE

What sectors are hiring?

	4-DIGIT NAICS LABEL	NAICS CODE	POSTING COUNT ▾	AVG POSTING LENGTH IN DAYS	MEDIAN POSTING LENGTH IN DAYS
1.	Employment services	5613	1,105	19.5	17
2.	Full-service restaurants and limited-service eating places	7225	768	25.0	17
3.	Community care facilities for the elderly	6233	496	17.4	17
4.	Grocery stores	4451	467	17.3	14
5.	Elementary and secondary schools	6111	426	13.4	17
6.	Services to buildings and dwellings	5617	269	16.9	17
7.	Clothing stores	4481	268	17.4	17
8.	Traveller accommodation	7211	247	16.7	17
9.	General medical and surgical hospitals	6221	247	15.7	17
10.	Health and personal care stores	4461	244	16.1	15
11.	Building material and supplies dealers	4441	212	17.3	17
12.	Other amusement and recreation industries	7139	200	20.3	17
13.	Depository credit intermediation	5221	190	13.7	14
14.	Offices of other health practitioners	6213	187	16.0	17
15.	Home health care services	6216	179	19.1	16.5
16.	Automotive repair and maintenance	8111	176	19.9	17
17.	Individual and family services	6241	134	17.7	17
18.	Department stores	4521	128	13.9	17
19.	Building finishing contractors	2383	125	24.9	17
20.	Office supplies, stationery and gift stores	4532	125	19.9	17
21.	Community colleges and C.E.G.E.P.s	6112	125	35.2	17
22.	Advertising, public relations, and related services	5418	123	15.8	15
23.	Other local, municipal and regional public administration	9139	114	17.7	17
24.	Automobile dealers	4411	113	16.1	17
25.	Personal care services	8121	109	19.7	17
26.	Other miscellaneous store retailers	4539	103	18.2	17
27.	Gambling industries	7132	103	21.2	17
28.	Other general merchandise stores	4529	102	18.1	17
29.	Sporting goods, hobby and musical instrument stores	4511	97	15.9	16
30.	Offices of dentists	6212	96	17.2	17
31.	Architectural, engineering and related services	5413	94	16.9	17

## TOP HIRING SECTORS BY 5-DIGIT NAICS CODE

What sectors are hiring?

	5-DIGIT NAICS LABEL	NAICS_5	POSTING COUNT ▾	AVG POSTING LENGTH IN DAYS	MEDIAN POSTING LENGTH IN DAYS
1.	Employment placement agencies and executive search services	56131	1,095	19.6	17
2.	Full-service restaurants and limited-service eating places	72251	768	25.0	17
3.	Community care facilities for the elderly	62331	496	17.4	17
4.	Supermarkets and other grocery (except convenience) stores	44511	450	17.2	14
5.	Elementary and secondary schools	61111	426	13.4	17
6.	General medical and surgical hospitals	62211	247	15.7	17
7.	Hotels (except casino hotels) and motels	72111	240	16.2	17
8.	Home centres	44411	192	17.4	17
9.	Banking	52211	190	13.7	14
10.	Home health care services	62161	179	19.1	16.5
11.	Pharmacies and drug stores	44611	172	16.7	16
12.	Landscaping services	56173	154	16.6	17
13.	Department stores	45211	128	13.9	17
14.	Family clothing stores	44814	126	18.1	17
15.	Community colleges and C.E.G.E.P.s	61121	125	35.2	17
16.	Office supplies and stationery stores	45321	117	20.1	17
17.	Other local, municipal and regional public administration	91391	114	17.7	17
18.	Other automotive repair and maintenance	81119	111	20.4	17
19.	New car dealers	44111	107	16.2	17
20.	All other general merchandise stores	45299	102	18.1	17
21.	Casinos (except casino hotels)	71321	101	21.3	17
22.	Advertising agencies	54181	100	15.8	14
23.	Offices of dentists	62121	96	17.2	17
24.	All other miscellaneous store retailers	45399	94	18.3	17
25.	Janitorial services	56172	93	17.6	17
26.	Furniture stores	44211	90	17.3	17
27.	Fitness and recreational sports centres	71394	89	16.1	17
28.	Electronics and appliance stores	44314	88	18.7	16
29.	Hair care and esthetic services	81211	87	20.7	17
30.	School and employee bus transportation	48541	83	21.7	17
31.	Food service contractors	72231	83	16.3	17

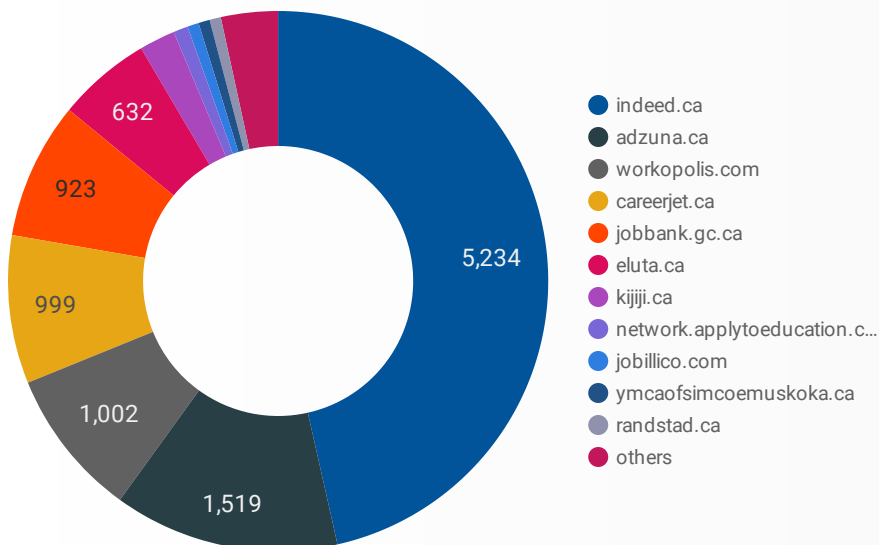
## TOP HIRING SECTORS BY 6-DIGIT NAICS CODE

What sectors are hiring?

	6-DIGIT NAICS LABEL	NAICS CODE	POSTING COUNT ▼	AVG POSTING LENGTH IN DAYS	MEDIAN POSTING LENGTH IN DAYS
1.	Employment placement agencies and executive search services	561310	1,095	19.6	17
2.	Community care facilities for the elderly	623310	496	17.4	17
3.	Supermarkets and other grocery (except convenience) stores	445110	450	17.2	14
4.	Elementary and secondary schools	611110	426	13.4	17
5.	Limited-service eating places	722512	413	25.0	17
6.	Full-service restaurants	722511	355	24.9	17
7.	General (except paediatric) hospitals	622111	247	15.7	17
8.	Home centres	444110	192	17.4	17
9.	Home health care services	621610	179	19.1	16.5
10.	Pharmacies and drug stores	446110	172	16.7	16
11.	Resorts	721113	160	15.7	17
12.	Corporate and institutional banking industry	522112	154	13.6	14
13.	Landscaping services	561730	154	16.6	17
14.	Department stores	452110	128	13.9	17
15.	Family clothing stores	448140	126	18.1	17
16.	Community colleges and C.E.G.E.P.s	611210	125	35.2	17
17.	Office supplies and stationery stores	453210	117	20.1	17
18.	Other local, municipal and regional public administration	913910	114	17.7	17
19.	New car dealers	441110	107	16.2	17
20.	Casinos (except casino hotels)	713210	101	21.3	17
21.	All other automotive repair and maintenance	811199	101	20.9	17
22.	Advertising agencies	541810	100	15.8	14
23.	Offices of dentists	621210	96	17.2	17
24.	Janitorial services (except window cleaning)	561722	91	17.6	17
25.	Furniture stores	442110	90	17.3	17
26.	Fitness and recreational sports centres	713940	89	16.1	17
27.	Food service contractors	722310	83	16.3	17
28.	School and employee bus transportation	485410	83	21.7	17
29.	Appliance, television and other electronics stores	443143	78	18.9	16
30.	Child day-care services	624410	77	17.3	17
31.	Residential building construction	236110	74	22.2	17

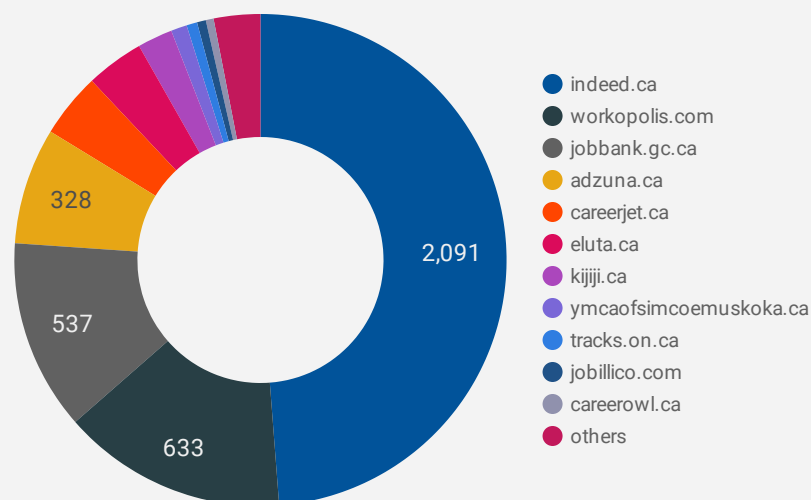
## JOB POSTINGS BY JOB BOARD

What share of unique job postings appear on each job board?



## COMPANIES BY JOB BOARD

What share of unique job postings appear on each job board?



## JOB POSTING DETAILS BY JOB BOARD

How does job posting activity differ by job board?

	JOB BOARD	POSTING COUNT ▾	AVG POSTING LENGTH IN DAYS	MEDIAN POSTING LENGTH IN DAYS	# OF COMPANIES
1.	indeed.ca	5,234	16.9	17	2,091
2.	adzuna.ca	1,519	13.9	14	328
3.	workopolis.com	1,002	13.9	14	633
4.	careerjet.ca	999	21.8	22	182
5.	jobbank.gc.ca	923	39.0	29	537
6.	eluta.ca	632	16.8	17	163
7.	kijiji.ca	242	15.0	15	99
8.	network.applytoeducation.com	99	4.4	5	5
9.	jobillico.com	77	18.1	10	25
10.	ymcaofsimcoemuskoka.ca	76	33.4	31	45
11.	randstad.ca	76	18.7	10	1
12.	aboriginaljobboard.ca	63	78.5	74	18
13.	careerarc.com	55	29.9	14	12
14.	rncareers.ca	53	14.4	11	14
15.	tracks.on.ca	36	30.9	30	30
16.	barriecareercentre.com	30	60.0	60	15
17.	agilec.ca	27	49.7	54	16
18.	careerowl.ca	26	78.0	91	22