



JOB DEMAND REPORT

JULY 2022

HIGHLIGHTS

JOB POSTINGS BY THE NUMBERS

POSTING COUNT	NEW THIS MONTH	COMPANIES	JOB BOARDS
11,281	6,521	3,385	29

OF DAYS POSTED

AVERAGE	MEDIAN
17.8	17

REPORT BUILDER

The default filter selection below will show all job demand data for the month. You can use the filters to create a customized report for the purpose of understanding a subset of the data.

OCCUPATION FILTERS

SKILL TYPE NAME / 1-DIGIT NOC	▼
MAJOR GROUP / 2-DIGIT NOC	▼
MINOR GROUP / 3-DIGIT NOC	▼
UNIT GROUP / 4-DIGIT NOC	▼
SKILL LEVEL	▼
JOB TYPE	▼
JOB DURATION	▼
ADDITIONAL LANGUAGE	▼
SPECIFIC JOB TAGS	▼

OTHER FILTERS

JOB BOARD	▼
MUNICIPALITY	▼

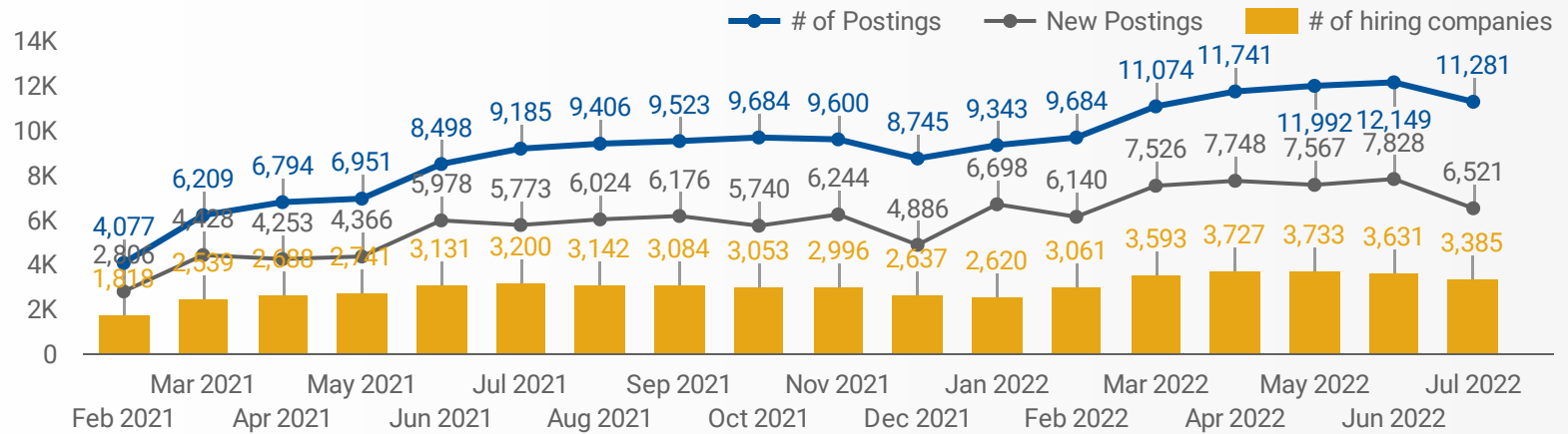
NOC = National Occupation Classification | NAICS = North American Industry Classification System

Source:

Job posting data collected by Work in Simcoe County from job boards and employer websites who recruit candidates in Simcoe County.

JOB POSTINGS BY MONTH FOR SIMCOE COUNTY

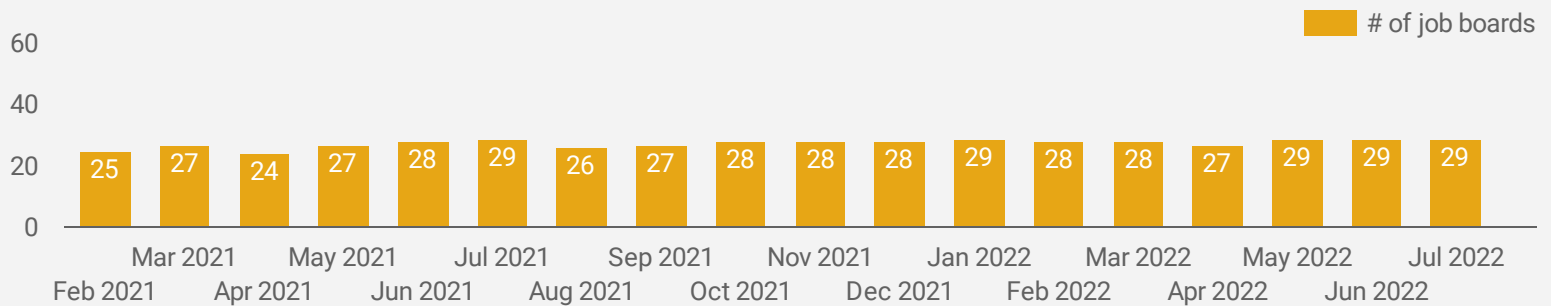
How many job postings were active for at least 1 day this month?



NOTE: This graph cannot be filtered using the controls on the cover page

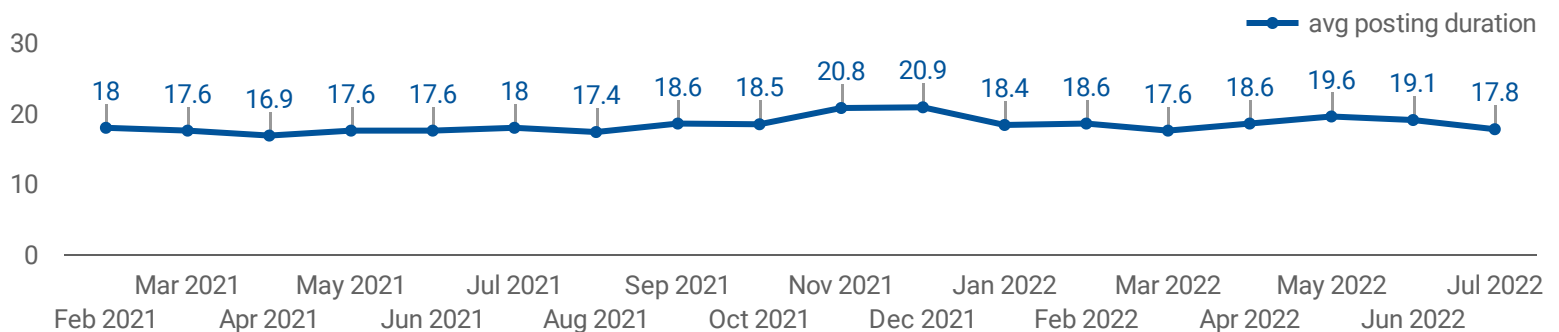
NUMBER OF ACTIVE JOB BOARDS

How many job postings were active for at least 1 day this month on these job boards?



AVERAGE POSTING LENGTH BY DAYS

How long are employers having to recruit for to find candidates to fill their job vacancies?



POST DATE TIMELINE FOR THIS MONTH'S ACTIVE JOB POSTINGS

How many job postings were active for at least 1 day this month?



JOB POSTINGS BY COMMUNITY

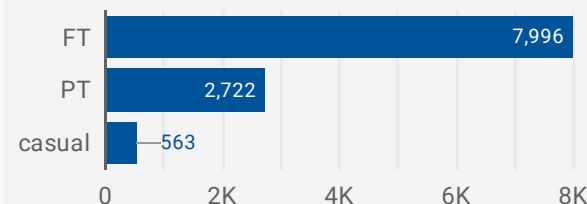
How many job postings were active for at least 1 day this month?

	COMMUNITY	POSTING COUNT	AVG POSTING LENGTH IN DAYS	MEDIAN POSTING LENGTH IN DAYS
1.	Barrie	4,883	17.2	17
2.	Orillia	1,102	18.2	17
3.	Collingwood	988	20.3	17
4.	New Tecumseth	724	17.1	17
5.	Innisfil	626	17.8	17
6.	Midland	622	17.1	17
7.	Bradford West Gwillimbury	559	17.6	17
8.	Wasaga Beach	300	18.9	17
9.	Essa	214	16.9	17
10.	Penetanguishene	195	18.4	17
11.	Clearview	178	20.5	17
12.	Springwater	176	18.4	17
13.	Ramara	163	22.0	17
14.	Oro-Medonte	138	17.1	15
15.	Severn	134	17.0	17
16.	Tay	57	17.8	17
17.	Adjala-Tosorontio	46	16.1	16
18.	Tiny	30	15.6	17
19.	Borden	28	17.5	14

1 - 19 / 19

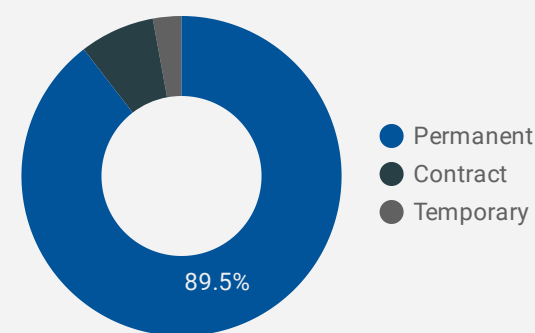
JOB TYPE

Full-time vs Part-time



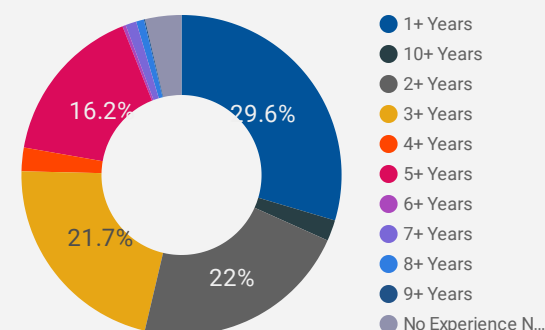
JOB DURATION

Permanency of jobs posted



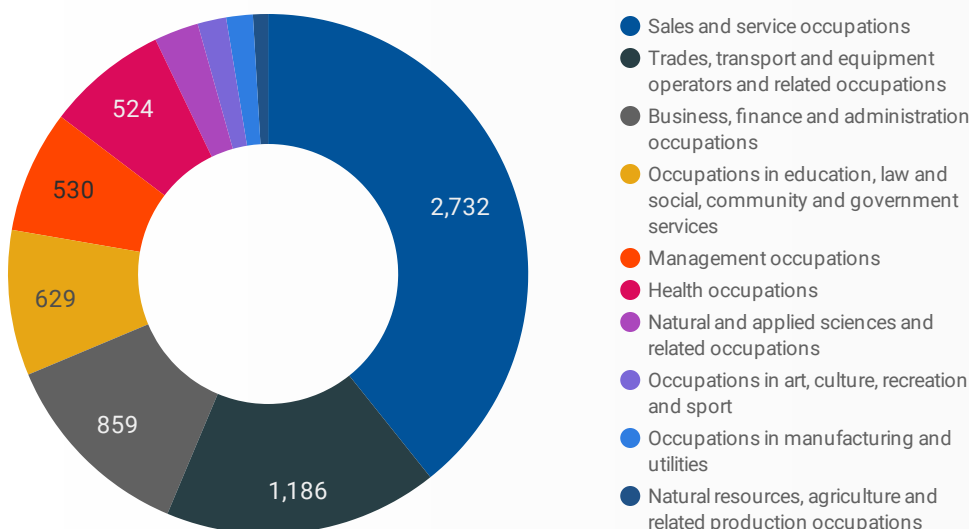
JOB EXPERIENCE LEVEL

Job Postings by Experience Level Required



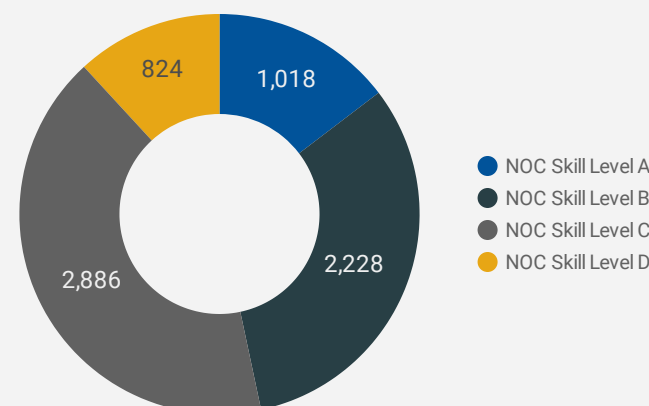
JOB POSTINGS BY JOB CATEGORY

What broad occupational category is being recruited?



JOB POSTINGS BY SKILL LEVEL

What education do occupations typically require?



Skill Level A = Usually University education | Skill Level B = Usually College education or Apprenticeship training | Skill Level C = Usually Secondary education or occupation-specific training | Skill Level D = Usually on-the-job training

TOP HIRING EMPLOYERS & AGENCIES

Who is hiring?

	COMPANY	COMMUNITY	POSTINGS COUNT ▾	AVG POSTING LENGTH IN DAYS	MEDIAN POSTING LENGTH IN DAYS
1.	Collingwood General & Marine Hospital	Collingwood	97	32.3	14
2.	Equest	Barrie	81	13.8	14
3.	Georgian College	Barrie	75	16.8	17
4.	Orillia Soldiers' Memorial Hospital	Orillia	70	15.5	17
5.	Royal Victoria Regional Health Centre	Barrie	67	20.7	17
6.	Simcoe County District School Board	Barrie	63	16.1	17
7.	Canadian Forces Morale and Welfare Services - CFMWS	Essa	52	12.8	14
8.	Napoleon Products	Barrie	50	16.1	17
9.	Friday Harbour Resort	Innisfil	49	14.7	16
10.	TRACKS Employment and Resource Services of Georgian Bay	Collingwood	48	30.3	35
11.	Mill Creek Care Centre	Barrie	47	26.9	17
12.	Sienna Living	Barrie	43	22.0	22
13.	Randstad Canada	Barrie	36	18.7	8
14.	Georgian Bay General Hospital	Midland	35	18.3	17
15.	Loblaws	Barrie	32	14.0	14
16.	City of Barrie	Barrie	30	17.0	17
17.	Simcoe County District School Board	Springwater	29	15.1	17
18.	PeopleReady	Barrie	29	14.8	14
19.	Waypoint Centre for Mental Health Care	Penetanguishene	29	19.0	17
20.	Sienna Senior Living	Barrie	29	15.2	14
21.	Leon's	Barrie	29	11.9	14
22.	Nottawasaga Inn Resort	New Tecumseth	28	16.6	17
23.	ESS Direct Inc.	Barrie	27	17.0	17
24.	Reinhart Foods	Clearview	26	16.0	17
25.	Manpower Canada	Barrie	26	14.6	17
26.	Baxter International	New Tecumseth	25	16.9	17
27.	Shoppers Drug Mart Inc.	Barrie	25	17.0	17
28.	Stevenson Memorial Hospital	New Tecumseth	24	16.3	17
29.	Lfl Group	Barrie	23	14.0	14
30.	Raytheon ELCAN Optical Technologies	Midland	22	15.3	14
31.	Collingwood General & Marine Hospital	Collingwood	21	16.2	17

TOP HOURLY WAGES IN JOB POSTINGS









What are employers willing to pay to find the perfect candidate?

of Minimum Wage Jobs
170

	JOB TITLE	COMPANY	LOCATION	HOURLY WAGE ▾
1.	Data Entry Position Work From Home - Part-Time Focus Group Participants	FocusGroupJobs	Bradford West Gwillimbury	250 
2.	Registered Physiotherapist	Impact Healthcare, ON	Barrie	99 
3.	Cisco CCIE	Peopletogo	Barrie	80 
4.	Treasurer	The Corporation of the Township of Tay	Tay	65.1 
5.	Treasurer	Township of Tay	Tay	65.1 
6.	Municipal Clerk/Library Chief Executive Officer	Tay, Township of	Tay	59.68 
7.	Municipal Clerk	Township of Tay	Tay	59.68 
8.	Personal Trainer Collingwood	Nielsen Fitness In-Home Personal Training	Collingwood	59.5 
9.	Librarian (sessional) Full Time	Georgian College	Barrie	58.63 
10.	Research Scientist (ft)	Waypoint Centre for Mental Health Care	Penetanguishene	58.32 
11.	General Manager, Trucking Company	SIDH TRUCK TRANSPORTATION INC	Barrie	58 
				1 - 100 / 1782 < >

TOP SALARIES IN JOB POSTINGS

What are employers willing to pay to find the perfect candidate?

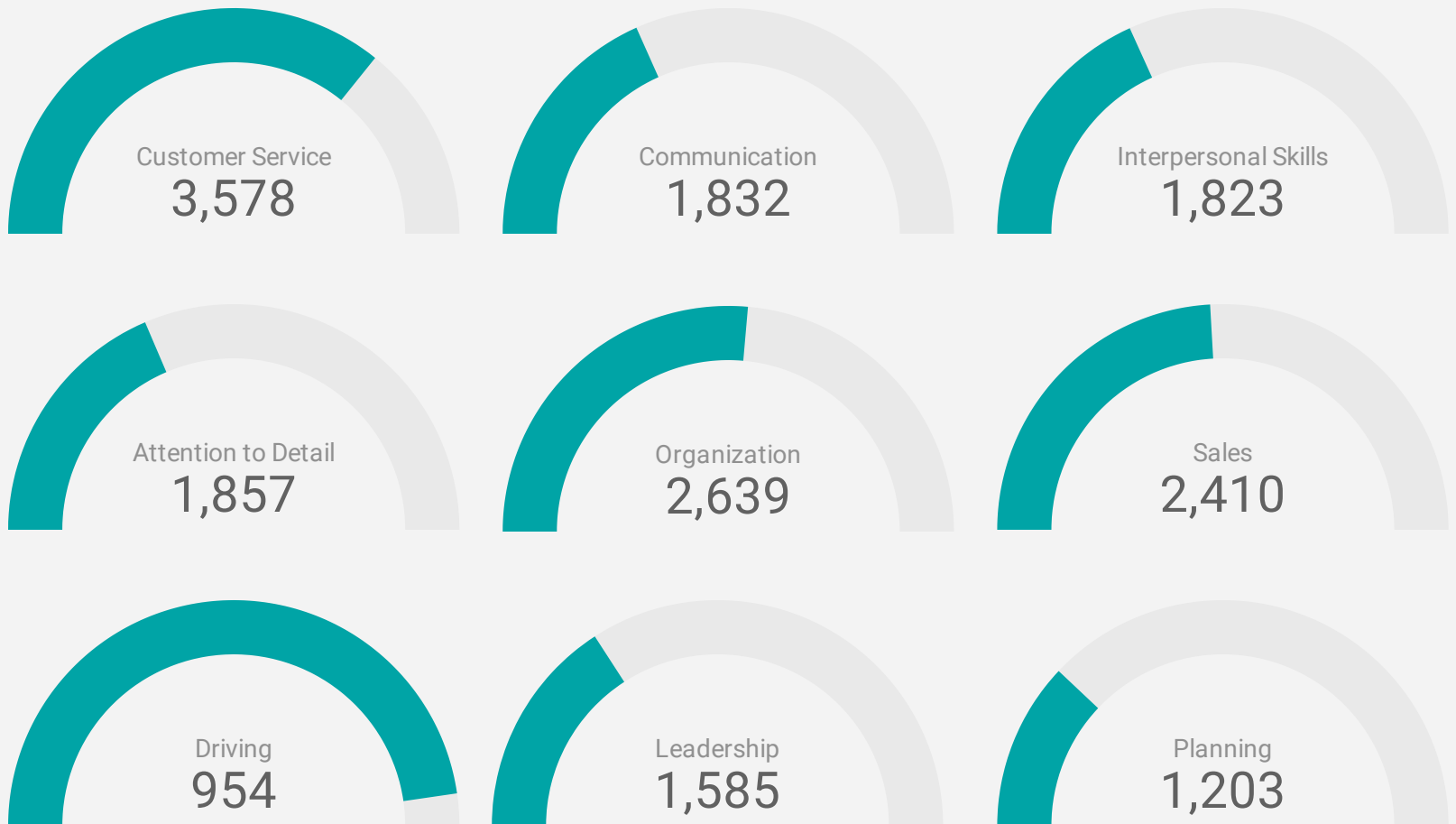
	JOB TITLE	COMPANY	LOCATION	ANNUAL SALARY ▾
1.	Az Cross-border Owner Operator	Trailwood Transport Ltd.	New Tecumseth	200,000 
2.	Director Of Recreation And Culture Services	City of Barrie	Barrie	171,397.67 
3.	High-rise Site Superintendent	TalentSphere Staffing Solutions	Collingwood	170,000 
4.	Principal Engineer, Web Commerce (Nike.com) (Open to remote work, except the following locations: SD, VT, and WV)	Nike	Ramara	163,000 
5.	Associate Dentist	North Barrie Dental	Barrie	160,000 
6.	Real Estate Sales Representative	Royal LePage Real Estate	Barrie	150,000 
7.	Engineering Manager, Mobile Commerce North America Tech â€” Nike Direct (Open to remote work, except the following locations: SD, VT, and WV)	Nike	Ramara	145,000 
8.	Lead Engineer, Mobile Commerce North America Technology â€” Nike Direct (Open to remote work	Nike	Ramara	145,000 
				1 - 100 / 2452 < >

TOP IN-DEMAND SKILLS

How many times were these skills found in job postings?

ACTIVE JOB POSTINGS THIS MONTH

11,281



KEY JOB REQUIREMENTS

How often are these requirements desired in job postings?

ACTIVE JOB POSTINGS THIS MONTH

11,281



Driver's License
2,088



First Aid
699



Regular Access to a Vehi
502



Criminal Record Check
1,155



Microsoft Office
734



Food Safety
292

TOP OCCUPATIONS BY SKILL, FREQUENCY & DURATION

What jobs are in-demand and/or hard to fill?

	4 DIGIT NOC	4 DIGIT NOC NAME	SKILL LEVEL	POSTING COUNT ▾	AVG POSTING LENGTH IN DAYS	MEDIAN POSTING LENGTH IN DAYS
1.	6421	Retail salespersons	NOC Skill Level C	628	17.1	17
2.	4412	Home support workers housekeepers and related occupations	NOC Skill Level C	386	17.4	17
3.	6322	Cooks	NOC Skill Level B	349	19.8	17
4.	6552	Other customer and information services representatives	NOC Skill Level C	234	17.1	17
5.	0621	Retail and wholesale trade managers	NOC Skill Level A	229	18.8	17
6.	7452	Material handlers	NOC Skill Level C	224	16.4	17
7.	6711	Food counter attendants kitchen helpers and related support occupations	NOC Skill Level D	185	16.7	17
8.	6731	Light duty cleaners	NOC Skill Level D	170	19.6	17
9.	6513	Food and beverage servers	NOC Skill Level C	150	16.8	16
10.	7511	Transport truck drivers	NOC Skill Level C	145	16.9	17
11.	1241	Administrative assistants	NOC Skill Level B	139	16.6	17
12.	3233	Licensed practical nurses	NOC Skill Level B	123	24.4	17
13.	6611	Cashiers	NOC Skill Level D	118	16.9	17
14.	7514	Delivery and courier service drivers	NOC Skill Level C	115	17.3	17
15.	1414	Receptionists	NOC Skill Level C	99	17.6	17
16.	6222	Retail and wholesale buyers	NOC Skill Level B	97	18.9	17
17.	1114	Other financial officers	NOC Skill Level A	87	15.5	17
18.	4212	Social and community service workers	NOC Skill Level B	78	15.9	17
19.	1521	Shippers and receivers	NOC Skill Level C	77	17.1	17
20.	7271	Carpenters	NOC Skill Level B	76	18.7	17
21.	3219	Other medical technologists and technicians (except dental health)	NOC Skill Level B	75	15.0	17
22.	6211	Retail sales supervisors	NOC Skill Level B	72	28.7	17
23.	6311	Food service supervisors	NOC Skill Level B	71	46.6	31
24.	6541	Security guards and related security service occupations	NOC Skill Level C	71	20.2	16
25.	7611	Construction trades helpers and labourers	NOC Skill Level D	67	19.8	17
26.	6512	Bartenders	NOC Skill Level C	67	17.2	17
27.	6622	Store shelf stockers clerks and order fillers	NOC Skill Level D	65	16.9	17
28.	6733	Janitors caretakers and building superintendents	NOC Skill Level D	56	19.0	17
29.	0631	Restaurant and food service managers	NOC Skill Level A	54	23.2	17
--	----			--	--	--

JOB POSTINGS BY 3-DIGIT NATIONAL OCCUPATION CLASSIFICATION

What jobs are hard to fill and/or in-demand?

	3 DIGIT NOC	3 DIGIT NOC NAME	SKILL LEVEL	POSTING COUNT ▼	AVG POSTING LENGTH IN DAYS	MEDIAN POSTING LENGTH IN DAYS
1.	642	Retail salespersons	NOC Skill Level C	628	17.1	17
2.	441	Home care providers and educational support occupations	NOC Skill Level C	400	17.4	17
3.	632	Chefs and cooks	NOC Skill Level B	398	19.6	17
4.	751	Motor vehicle and transit drivers	NOC Skill Level C	304	16.7	17
5.	651	Occupations in food and beverage service	NOC Skill Level C	267	16.8	17
6.	673	Cleaners	NOC Skill Level D	267	18.9	17
7.	655	Customer and information services representatives	NOC Skill Level C	244	17.1	17
8.	062	Retail and wholesale trade managers	NOC Skill Level A	229	18.8	17
9.	745	Longshore workers and material handlers	NOC Skill Level C	224	16.4	17
10.	671	Food counter attendants, kitchen helpers and related support occupations	NOC Skill Level D	185	16.7	17
11.	323	Other technical occupations in health care	NOC Skill Level B	161	22.6	17
12.	124	Office administrative assistants - general, legal and medical	NOC Skill Level B	153	16.4	17
13.	141	General office workers	NOC Skill Level C	143	17.1	17
14.	421	Paraprofessional occupations in legal, social, community and education services	NOC Skill Level B	141	16.7	17
15.	111	Auditors, accountants and investment professionals	NOC Skill Level A	134	17.1	17
16.	152	Supply chain logistics, tracking and scheduling co-ordination occupations	NOC Skill Level C	129	16.3	17
17.	341	Assisting occupations in support of health services	NOC Skill Level C	119	17.3	17
18.	661	Cashiers	NOC Skill Level D	118	16.9	17
19.	321	Medical technologists and technicians (except dental health)	NOC Skill Level B	110	15.2	17
20.	622	Technical sales specialists in wholesale trade and retail and wholesale buyers	NOC Skill Level B	98	18.8	16.5
21.	727	Carpenters and cabinetmakers	NOC Skill Level B	87	20.3	17
22.	122	Administrative and regulatory occupations	NOC Skill Level B	87	19.4	17
23.	631	Service supervisors	NOC Skill Level B	83	39.0	17
24.	662	Other sales support and related occupations	NOC Skill Level D	80	16.9	17
25.	729	Other construction trades	NOC Skill Level B	79	18.6	17
26.	731	Machinery and transportation equipment mechanics (except motor vehicles)	NOC Skill Level B	76	18.9	15
27.	621	Retail sales supervisors	NOC Skill Level B	72	28.7	17
28.	761	Trades helpers and labourers	NOC Skill Level D	71	19.6	17

JOB POSTINGS BY 2-DIGIT NATIONAL OCCUPATION CLASSIFICATION

What jobs are hard to fill and/or in-demand?

	2 DIGIT NOC	2 DIGIT NOC NAME	SKILL LEVEL	POSTING COUNT ▼	AVG POSTING LENGTH IN DAYS	MEDIAN POSTING LENGTH IN DAYS
1.	65	Service representatives and other customer and personal services occupations	NOC Skill Level C	668	17.3	17
2.	64	Sales representatives and salespersons - wholesale and retail trade	NOC Skill Level C	636	17.1	17
3.	63	Service supervisors and specialized service occupations	NOC Skill Level B	550	21.3	17
4.	67	Service support and other service occupations, n.e.c.	NOC Skill Level D	474	17.9	17
5.	44	Care providers and educational, legal and public protection support occupations	NOC Skill Level C	401	17.4	17
6.	75	Transport and heavy equipment operation and related maintenance occupations	NOC Skill Level C	343	17.5	17
7.	72	Industrial, electrical and construction trades	NOC Skill Level B	342	19.6	17
8.	06	Middle management occupations in retail and wholesale trade and customer services	NOC Skill Level A	309	19.4	17
9.	32	Technical occupations in health	NOC Skill Level B	283	19.6	17
10.	12	Administrative and financial supervisors and administrative occupations	NOC Skill Level B	268	17.4	17
11.	74	Other installers, repairers and servicers and material handlers	NOC Skill Level C	264	16.6	17
12.	62	Retail sales supervisors and specialized sales occupations	NOC Skill Level B	206	21.6	17
13.	14	Office support occupations	NOC Skill Level C	204	16.8	17
14.	66	Sales support occupations	NOC Skill Level D	198	16.9	17
15.	11	Professional occupations in business and finance	NOC Skill Level A	183	17.2	17
16.	15	Distribution, tracking and scheduling co-ordination occupations	NOC Skill Level C	158	16.2	17
17.	73	Maintenance and equipment operation trades	NOC Skill Level B	158	19.2	17
18.	42	Paraprofessional occupations in legal, social, community and education services	NOC Skill Level B	141	16.7	17
19.	22	Technical occupations related to natural and applied sciences	NOC Skill Level B	126	19.2	17
20.	34	Assisting occupations in support of health services	NOC Skill Level C	119	17.3	17
21.	31	Professional occupations in health (except nursing)	NOC Skill Level A	114	19.3	17
22.	01	Senior managers - construction, transportation, production and utilities	NOC Skill Level A	109	18.7	17
23.	52	Technical occupations in art, culture, recreation and sport	NOC Skill Level B	91	17.6	17
24.	76	Trades helpers, construction labourers and related occupations	NOC Skill Level D	79	19.1	17
25.	41	Professional occupations in law and social, community and government services	NOC Skill Level A	74	17.3	17
26.	21	Professional occupations in natural and applied sciences	NOC Skill Level A	66	22.3	17
27.	07	Managers in customer and personal services, n.e.c.	NOC Skill Level A	47	16.9	17
					1 - 46 / 46	< >

MULTILINGUAL JOB POSTINGS BY THE NUMBERS

ACTIVE POSTINGS
964

NEW POSTINGS
0

COMPANIES
502

JOB LANGUAGES
7

OF DAYS POSTED

AVERAGE
17.2

MEDIAN
17

MULTILINGUAL JOB POSTINGS BY SKILL LEVEL

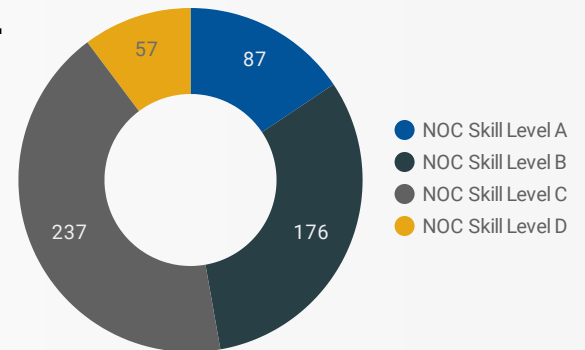
What language skills are employers looking for by occupational skill level?

87 Skill Level A - Management/ Professional Occupations usually requiring University

176 Skill Level B - Usually college education or apprenticeship training

237 Skill Level C - Usually secondary education or occupation-specific training

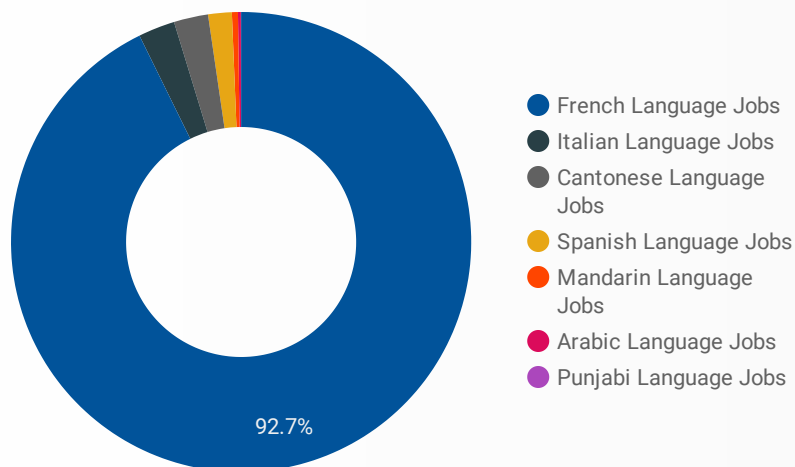
57 Skill Level D - Usually on-the-job training



JOB LANGUA...	NOC Skill Level A	NOC Skill Level B	NOC Skill Level C	NOC Skill Level D
Spanish Lang...	4	2	1	
Mandarin Lan...		3		
Italian Langu...		9	7	
French Langu...	82	160	220	57
Cantonese La...	1	2	9	


LANGUAGE SKILLS BREAKDOWN

Which kinds of language skills do employers seek?



JOB LANGUAGES	POSTING COUNT
1. French Language Jobs	907
2. Italian Language Jobs	23
3. Spanish Language Jobs	16
4. Cantonese Language Jobs	13
5. Mandarin Language Jobs	3
6. Arabic Language Jobs	1
7. Punjabi Language Jobs	1

Post Date Timeline of this Month's Active Job Postings



LANGUAGE SKILLS BEING RECRUITED BY JOB CATEGORY

What language skills are sought by 1-Digit NOC?

BROAD OCCUPATIONAL CATEGORY	Spanish Lan...	Mandarin La...	Italian Lang...	French Lang...	Cantonese L...	Grand total
Trades, transport and equipment operator...				72		72
Sales and service occupations	2		15	186	11	214
Occupations in manufacturing and utilities				6		6
Occupations in education, law and social, ...			1	68		69
Occupations in art, culture, recreation and ...				27		27
Natural resources, agriculture and related ...				2		2
Natural and applied sciences and related o...				14		14
Management occupations				36	1	37
Health occupations				32		32
Business, finance and administration occu...	5	3		76		84
Grand total	7	3	16	519	12	557

MULTILINGUAL JOB POSTINGS BY COMMUNITY

What language skills are sought by 4-Digit NOC?

	MUNICIPALITY	JOB LANGUAGES ▾	AVG POSTING LENGTH IN DAYS	MEDIAN POSTING LENGTH IN DAYS
1.	Barrie	402	16.7	17
2.	Orillia	101	16.8	17
3.	New Tecumseth	72	16.9	17
4.	Midland	69	18.6	17
5.	Collingwood	67	17.8	17
6.	Penetanguishene	51	16.4	17
7.	Innisfil	40	16.0	17
8.	Bradford West Gwillimbury	27	17.8	17
9.	Springwater	24	19.1	17
10.	Ramara	22	17.4	17
11.	Essa	13	14.6	14
12.	Oro-Medonte	11	19.0	15.5
13.	Severn	10	16.0	16
14.	Tay	10	16.9	17
15.	Wasaga Beach	9	15.6	17
16.	Tiny	7	16.5	17

LANGUAGE DEMAND BY JOB

What language skills are sought by 4-Digit NOC?

4 DIGIT NOC NAME		POSTINGS ▾
1.	Retail salespersons	42
2.	Cooks	34
3.	Other customer and information services re...	34
4.	Home support workers housekeepers and r...	28
5.	Administrative assistants	18
6.	Program leaders and instructors in recreati...	17
7.	Retail and wholesale trade managers	17
8.	Food counter attendants kitchen helpers an...	15
9.	Social and community service workers	15
10.	Other financial officers	14
11.	Material handlers	14
12.	Light duty cleaners	14
13.	Receptionists	14
14.	Food and beverage servers	13
15.	Delivery and courier service drivers	10
16.	Transport truck drivers	10
17.	Construction trades helpers and labourers	10
18.	MaÃtres d'hÃtel and hosts/hostes...	10
19.	Bartenders	9
20.	Facility operation and maintenance manage...	8
21.	Janitors caretakers and building superinten...	7
22.	Chefs	7
23.	Licensed practical nurses	6
24.	Authors and writers	6
25.	Other assisting occupations in support of h...	5
26.	Cashiers	5
27.	Purchasing agents and officers	5
28.	Heavy equipment operators (except crane)	5
29.	Shippers and receivers	5
30.	Carpenters	4
31.	Early childhood educators and assistants	4
32.	Other medical technologists and technician...	4
1 - 100 / 125		< >

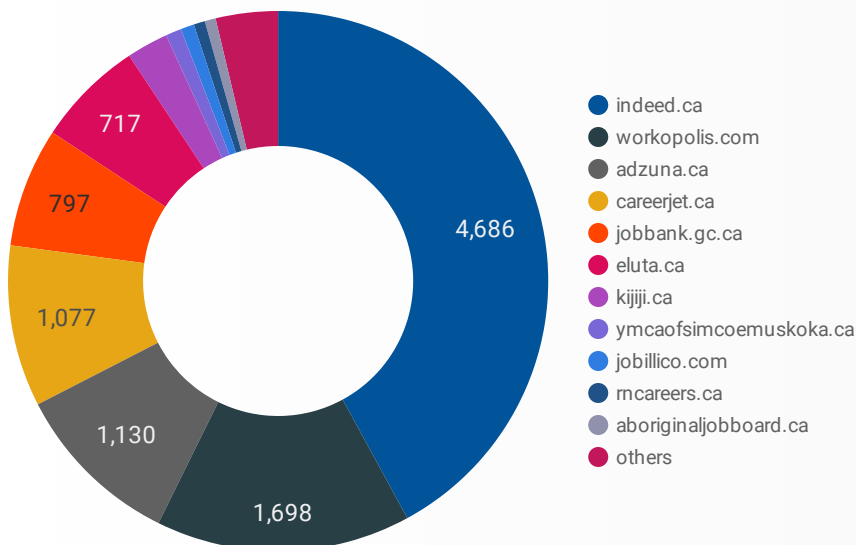
MULTILINGUAL HIRING EMPLOYERS

Which employers are seeking multilingual candidates?

COMPANY		POSTINGS ▾
1.	Simcoe County District School Board	61
2.	Georgian Bay General Hospital	33
3.	Waypoint Centre for Mental Health Care	27
4.	Nottawasaga Inn Resort	20
5.	La Source	18
6.	The Source (Bell) Electronics Inc.	16
7.	The Source	15
8.	Simcoe Parts Service Inc.	13
9.	Farm Boy Inc. (Barrie)	12
10.	La ClÃ	11
11.	County of Simcoe	10
12.	Farm Boy Company Inc.	9
13.	Gateway Casinos & Entertainment Limited	9
14.	Bell	8
15.	Reitmans	7
16.	Canon	6
17.	CBI Health	6
18.	Source, The	6
19.	eCapital	6
20.	Catulpa Community Support Services	6
21.	Simcoe Muskoka Family Connexions	6
22.	Canadian Forces Morale and Welfare Services - CFMWS	5
23.	Recipe Unlimited Corporation	5
24.	Champlain Ready Mix	5
25.	Superior Facility Services	5
26.	Reitmans Canada Limited-Barrie	5
27.	Canadian Mental Health Association, Simcoe County	5
28.	Montana's BBQ & Bar	5
29.	MacLean Engineering & Marketing Co Limited	4
30.	CHATS-Community & Home Assistance To Seniors	4
1 - 50 / 502		< >

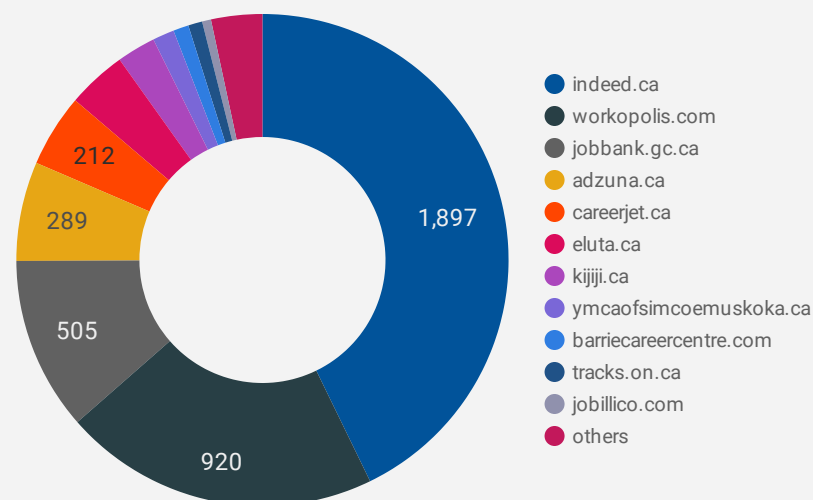
JOB POSTINGS BY JOB BOARD

What share of unique job postings appear on each job board?



COMPANIES BY JOB BOARD

What share of unique job postings appear on each job board?



JOB POSTING DETAILS BY JOB BOARD

How does job posting activity differ by job board?

	JOB BOARD	POSTING COUNT ▾	AVG POSTING LENGTH IN DAYS	MEDIAN POSTING LENGTH IN DAYS	# OF COMPANIES
1.	indeed.ca	4,686	16.8	17	1,897
2.	workopolis.com	1,698	13.9	14	920
3.	adzuna.ca	1,130	13.9	14	289
4.	careerjet.ca	1,077	19.7	21	212
5.	jobbank.gc.ca	797	32.6	26	505
6.	eluta.ca	717	16.9	17	173
7.	kijiji.ca	278	15.0	15	113
8.	ymcaofsimcoemuskoka.ca	105	19.5	14	63
9.	jobillico.com	90	20.9	14	26
10.	rncareers.ca	75	59.5	72	21
11.	aboriginaljobboard.ca	73	29.2	27	25
12.	tracks.on.ca	67	26.4	30	41
13.	barriecareercentre.com	60			45
14.	careerarc.com	55	34.3	28	13
15.	randstad.ca	49	17.2	7	1
16.	jobboard.focuscdc.on.ca	42	35.3	32	25
17.	agilec.ca	33	26.7	24	16
18.	careerowl.ca	20	123.7	124	15