



# JOB DEMAND REPORT

## MAY 2022

### HIGHLIGHTS

#### JOB POSTINGS BY THE NUMBERS

POSTING COUNT	NEW THIS MONTH	COMPANIES	JOB BOARDS
11,992	7,567	3,733	29

#### # OF DAYS POSTED

AVERAGE	MEDIAN
19.6	18

### REPORT BUILDER

The default filter selection below will show all job demand data for the month. You can use the filters to create a customized report for the purpose of understanding a subset of the data.

#### OCCUPATION FILTERS

SKILL TYPE NAME / 1-DIGIT NOC	▼
MAJOR GROUP / 2-DIGIT NOC	▼
MINOR GROUP / 3-DIGIT NOC	▼
UNIT GROUP / 4-DIGIT NOC	▼
SKILL LEVEL	▼
JOB TYPE	▼
JOB DURATION	▼
ADDITIONAL LANGUAGE	▼
SPECIFIC JOB TAGS	▼

#### OTHER FILTERS

JOB BOARD	▼
MUNICIPALITY	▼

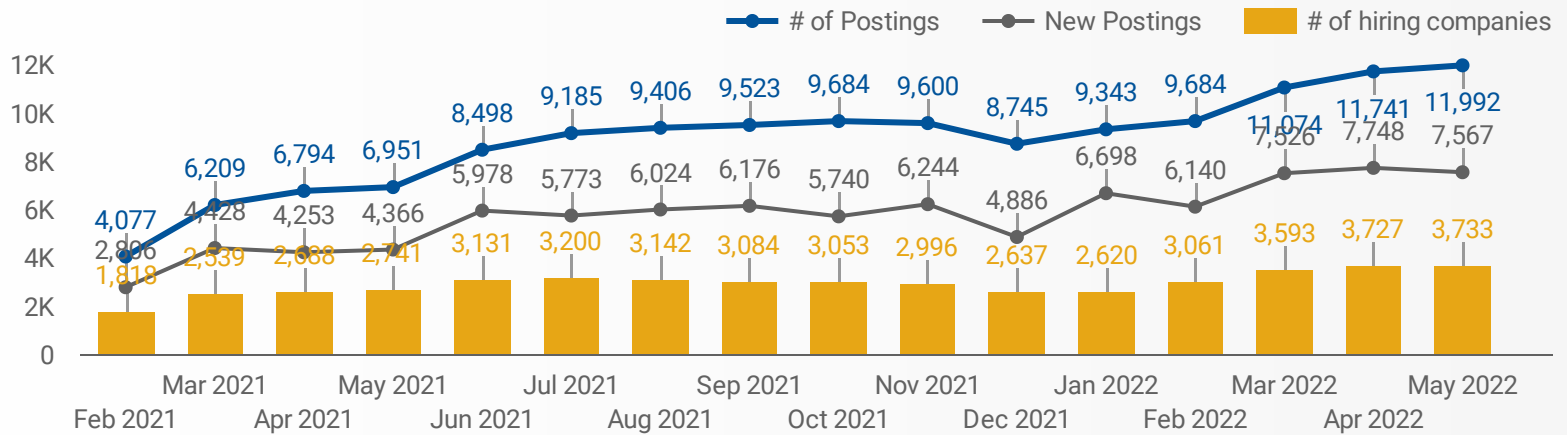
NOC = National Occupation Classification | NAICS = North American Industry Classification System

**Source:**

Job posting data collected by Work in Simcoe County from job boards and employer websites who recruit candidates in Simcoe County.

## JOB POSTINGS BY MONTH FOR SIMCOE COUNTY

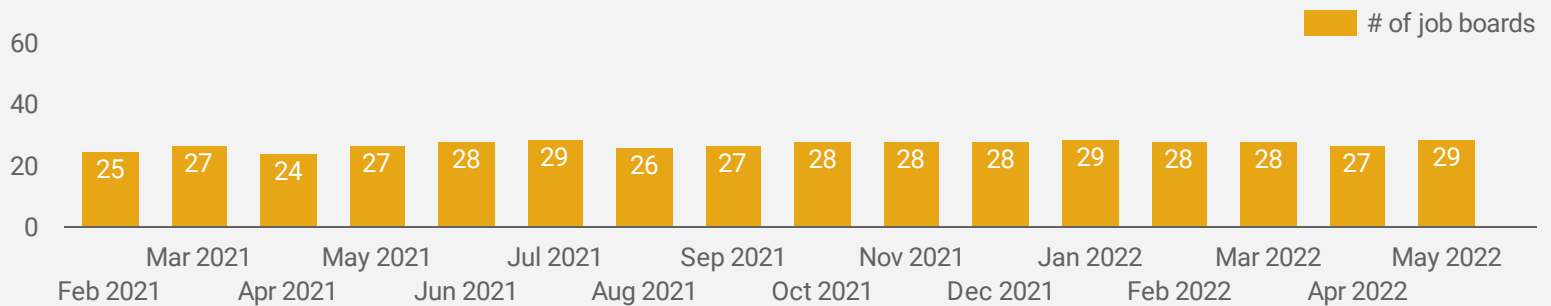
How many job postings were active for at least 1 day this month?



NOTE: This graph cannot be filtered using the controls on the cover page

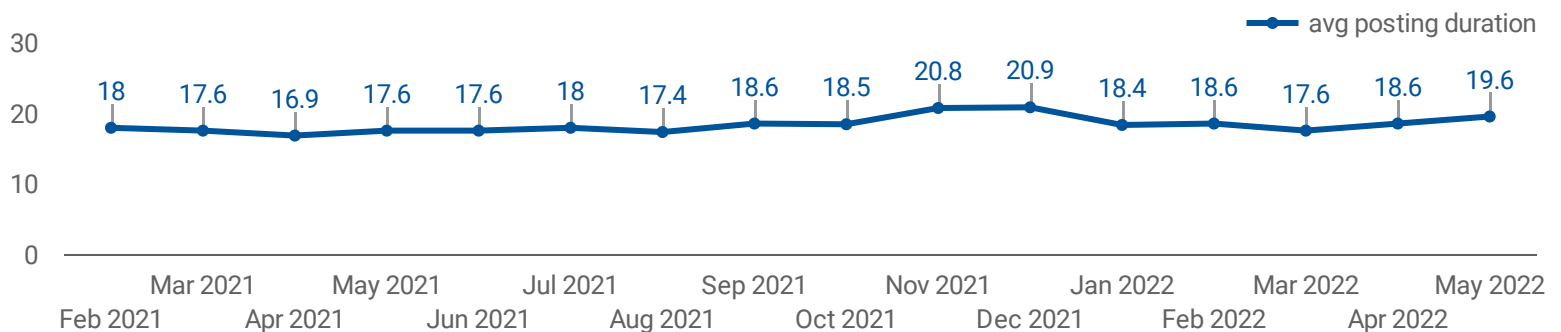
## NUMBER OF ACTIVE JOB BOARDS

How many job postings were active for at least 1 day this month on these job boards?



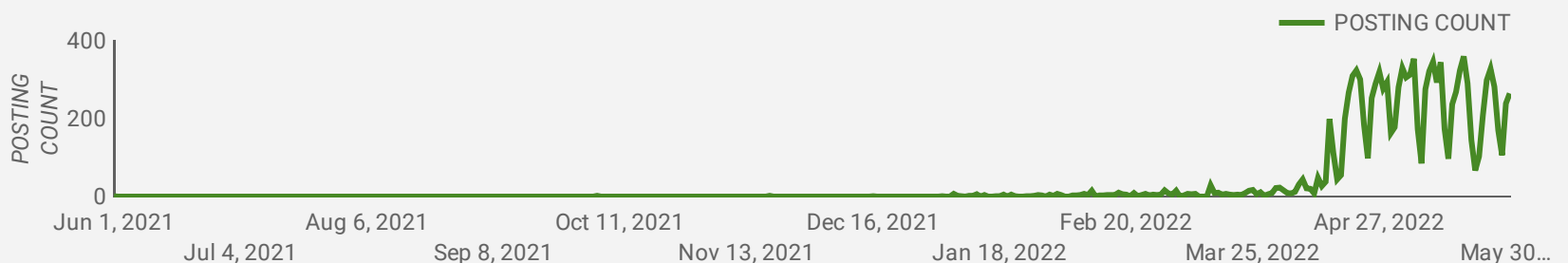
## AVG & MEDIAN POSTING LENGTH BY DAYS

How long are employers having to recruit for to find candidates to fill their job vacancies?



## POST DATE TIMELINE FOR THIS MONTH'S ACTIVE JOB POSTINGS

How many job postings were active for at least 1 day this month?



## JOB POSTINGS BY COMMUNITY

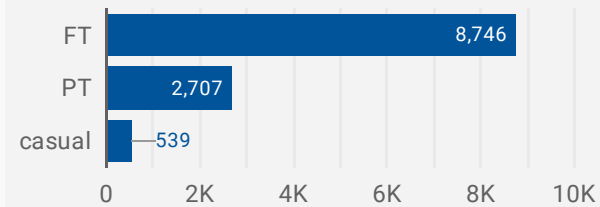
How many job postings were active for at least 1 day this month?

	COMMUNITY	POSTING COUNT	AVG POSTING LENGTH IN DAYS	MEDIAN POSTING LENGTH IN DAYS
1.	Barrie	5,108	18.7	18
2.	Orillia	1,267	19.8	18
3.	Collingwood	1,000	19.9	18
4.	New Tecumseth	767	20.3	18
5.	Innisfil	691	19.2	18
6.	Midland	687	20.0	18
7.	Bradford West Gwillimbury	595	19.9	18
8.	Essa	253	20.0	18
9.	Wasaga Beach	244	19.6	18
10.	Clearview	215	21.5	18
11.	Springwater	215	21.4	18
12.	Penetanguishene	188	18.9	18
13.	Severn	186	22.9	18
14.	Ramara	160	20.8	18
15.	Oro-Medonte	148	19.2	18
16.	Tiny	45	20.1	18
17.	Adjala-Tosorontio	44	21.1	18
18.	Tay	42	18.5	18
19.	Borden	28	54.9	15

1 - 19 / 19

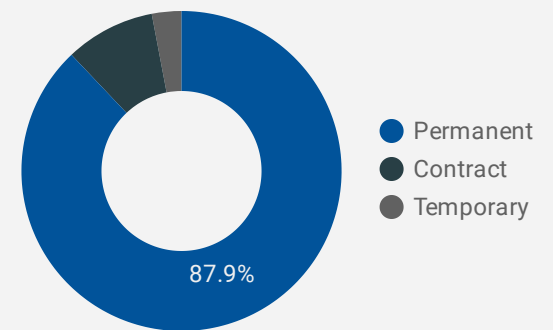
## JOB TYPE

Full-time vs Part-time



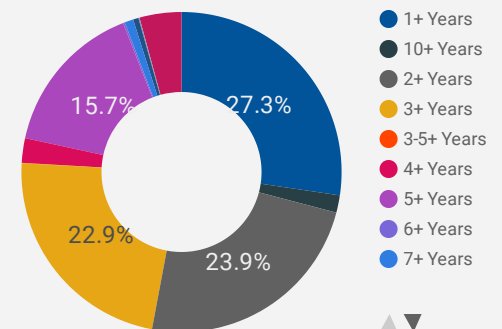
## JOB DURATION

Permanency of jobs posted



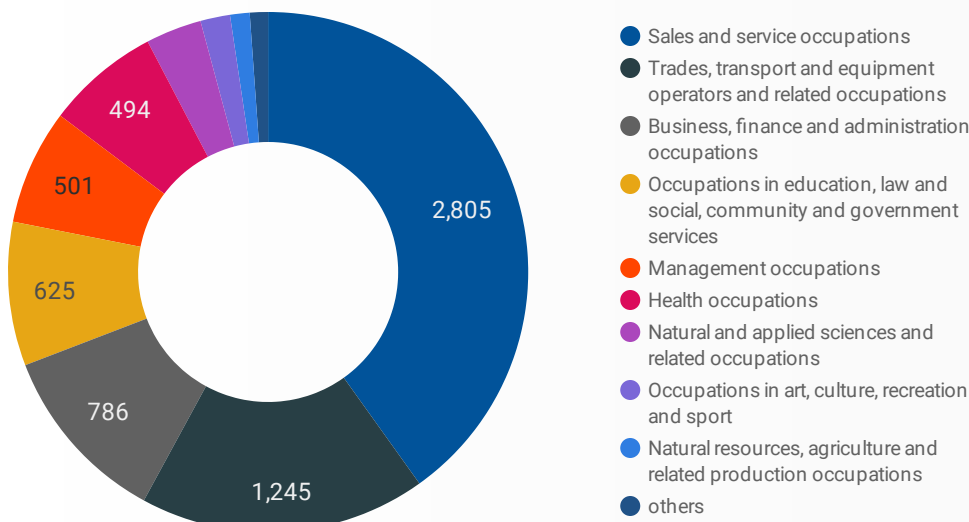
## JOB EXPERIENCE LEVEL

Job Postings by Experience Level Required



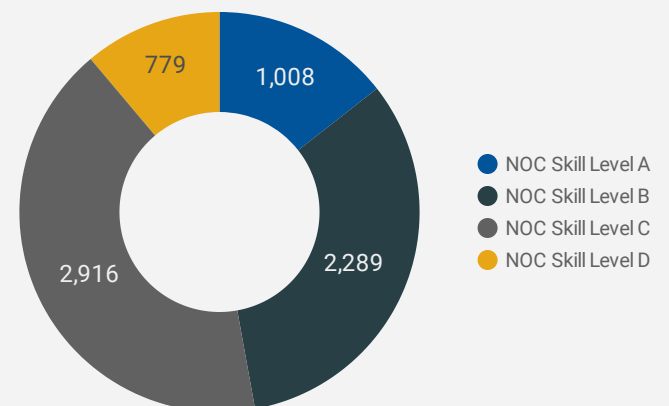
## JOB POSTINGS BY SKILL TYPE

What skill type is being recruited?



## JOB POSTINGS BY SKILL LEVEL

What education do occupations typically require?



Skill Level A = Usually University education | Skill Level B = Usually College education or Apprenticeship training | Skill Level C = Usually Secondary education or occupation-specific training | Skill Level D = Usually on-the-job training

## TOP HIRING EMPLOYERS & AGENCIES

Who is hiring?











	COMPANY	COMMUNITY	POSTINGS COUNT ▾	AVG POSTING LENGTH IN DAYS	MEDIAN POSTING LENGTH IN DAYS
1.	Orillia Soldiers' Memorial Hospital	Orillia	84	15.7	18
2.	Equest	Barrie	75	14.1	15
3.	Friday Harbour Resort	Innisfil	71	18.6	18
4.	Georgian Bay General Hospital	Midland	64	17.2	18
5.	Georgian College	Barrie	61	17.5	18
6.	Royal Victoria Regional Health Centre	Barrie	57	17.6	18
7.	Collingwood General & Marine Hospital	Collingwood	54	11.1	15
8.	TRACKS Employment and Resource Services of Georgian Bay	Collingwood	50	27.2	31
9.	Napoleon Products	Barrie	45	17.8	18
10.	Simcoe County District School Board	Barrie	43	16.6	18
11.	Simcoe County District School Board	Springwater	42	24.9	18
12.	TJX Companies, Inc.	Barrie	40	13.4	14
13.	Baxter International	New Tecumseth	39	17.9	15
14.	Sienna Living	Barrie	38	31.1	35
15.	RONA inc.	Barrie	37	14.4	15
16.	Lowe's	Barrie	36	14.7	15
17.	City of Barrie	Barrie	35	19.2	18
18.	Shoppers Drug Mart / Pharmaprix	Barrie	33	16.6	18
19.	Sienna Senior Living	Barrie	33	16.7	17
20.	Royal Victoria Regional Health Centre / RVH	Barrie	33	17.5	18
21.	Canadian Forces Morale and Welfare Services - CFMWS	Essa	33	12.2	13
22.	Nottawasaga Inn Resort	New Tecumseth	32	16.6	18
23.	Shoppers Drug Mart	Barrie	31	13.5	15
24.	Horseshoe Resort	Barrie	31	16.5	18
25.	Loblaws	Barrie	29	14.6	15
26.	Waypoint Centre for Mental Health Care	Penetanguishene	27	18.0	18
27.	CFMWS	Essa	27	15.9	15
28.	Sienna Living	Bradford West Gwillimbury	26	34.6	35
29.	Simcoe Parts Service Inc.	New Tecumseth	26	17.1	18
30.	Compass Group Canada	Barrie	26	17.4	18

## TOP HOURLY WAGES IN JOB POSTINGS

What are employers willing to pay to find the perfect candidate?












# of Minimum Wage Jobs

**261**

	JOB TITLE	COMPANY	LOCATION	WAGE VALUE ▾
1.	Veterinarian - Full & Part Time	Huronia Veterinary Emergency Clinic	Barrie	100 
2.	Wedding Photographer And/or Videographer	Golden Hour Studios	Barrie	100 
3.	Registered Physiotherapist	Holly Physiotherapy	Barrie	83 
4.	Part Time Rmt - Collingwood	Mountain Chiropractic and Natural Health	Collingwood	70 
5.	Manager, Building Services/ Chief Building Official	TRACKS Employment and Resource Services of Georgian Bay	Collingwood	66.48 
6.	Rmt- Saturday Shift 9:00-4:00	Adams Massage Therapy & Medi Spa	Barrie	65 
7.	Business Process Lead (sap)	City of Barrie	Barrie	62.97 
8.	Industrial Mechanic And Millwright	Krueger Custom Steel & Machining Ltd.	New Tecumseth	60.84 
9.	Barrie -handyman Needed-\$50-\$60/h-your Own Tools Required	Handyman Caravan	Barrie	60 
10.	Registered Physiotherapist	Hydroactive Aquathrapy & Rehabilitation Inc	Barrie	60 
				1 - 100 / 2649 < >

## TOP SALARIES IN JOB POSTINGS

What are employers willing to pay to find the perfect candidate?

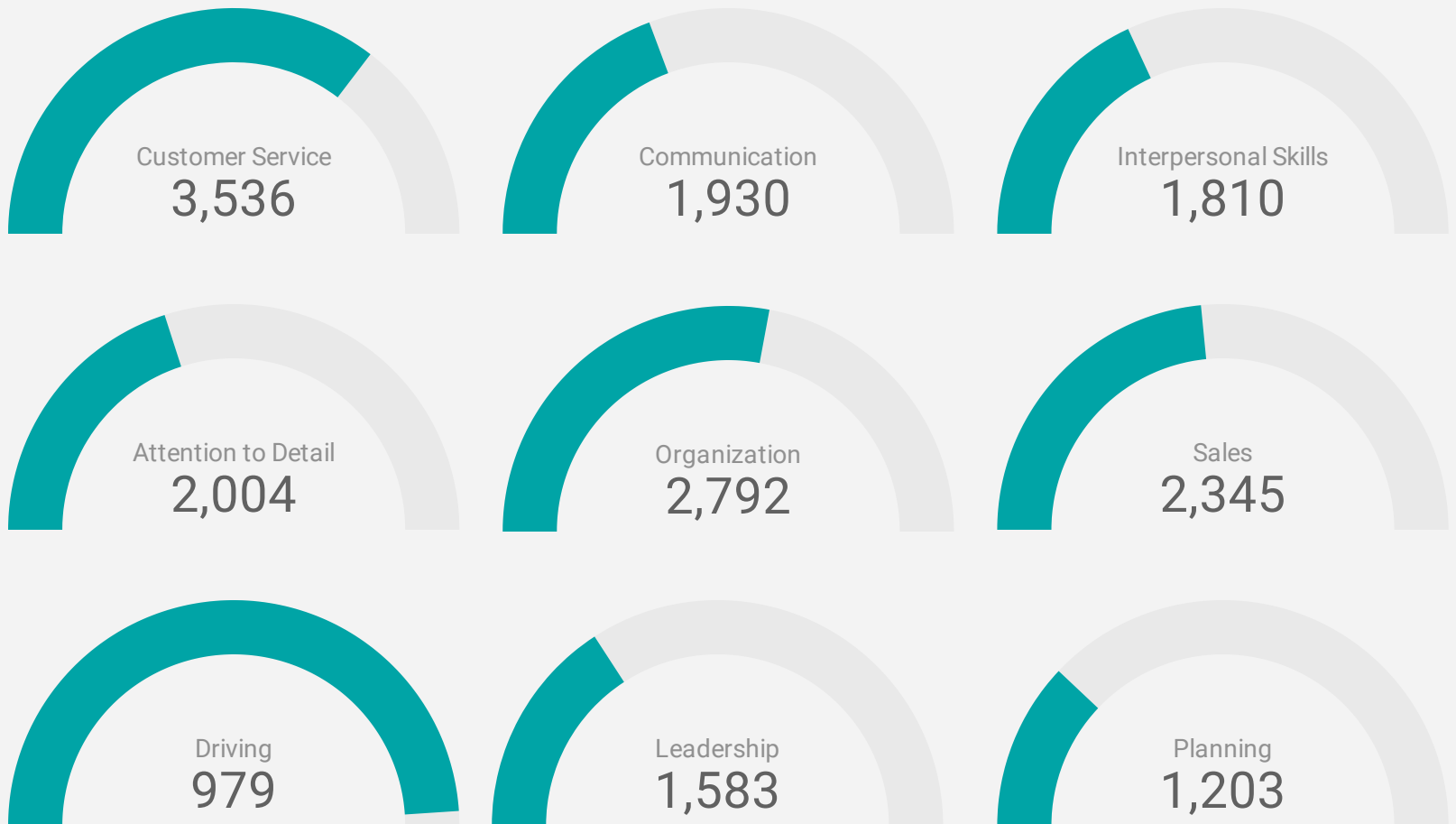
	JOB TITLE	COMPANY	LOCATION	WAGE VALUE ▾
1.	Dentist	The Tooth Corner	Barrie	311,812 
2.	Associate Dentist	Summerlyn Dental Office	Bradford West Gwillimbury	300,000 
3.	Financial Services Manager	Canada One Auto Group Greater Toronto Area	Orillia	250,000 
4.	B2c Sales Agent	Centennial Windows & Doors	null	250,000 
5.	Sub Contractor	Clera Windows and Doors in Barrie and Surrounding Areas	Barrie	203,889 
6.	Window/door Crew - Subcontractor	GoldHill Roofing	Barrie	200,000 
7.	Financial Services Manager	Jackson's Toyota	Barrie	164,852 
8.	Plant Manager, Manufacturing	Pilkington Glass of Canada Ltd	Collingwood	160,000 
9.	Real Estate Sales Representative	Royal LePage Real Estate	Barrie	150,000 
10.	Real Estate Agent	Save Max Superstars Realty Brokerage	Barrie	150,000 
11.	Real Estate Agent	Save Max Superstars Realty Brokerage	Barrie	150,000 
				1 - 100 / 3390 < >

## TOP IN-DEMAND SKILLS

How many times were these skills found in job postings?

ACTIVE JOB POSTINGS THIS MONTH

11,992

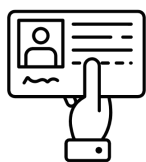


## KEY JOB REQUIREMENTS

How often are these requirements desired in job postings?

ACTIVE JOB POSTINGS THIS MONTH

11,992



Driver's License  
2,300



First Aid  
703



Regular Access to a Vehi  
530



Criminal Record Check  
1,157



Microsoft Office  
761



Food Safety  
257

## TOP OCCUPATIONS BY SKILL, FREQUENCY & DURATION

*What jobs are in-demand and/or hard to fill?*

	4 DIGIT NOC	4 DIGIT NOC NAME	SKILL LEVEL	POSTING COUNT	AVG POSTING LENGTH IN DAYS	MEDIAN POSTING LENGTH IN DAYS
1.	6421	Retail salespersons	NOC Skill Level C	690	18.5	17.83
2.	4412	Home support workers, housekeepers and related occupations	NOC Skill Level C	344	19.0	17.83
3.	6322	Cooks	NOC Skill Level B	339	24.2	17.83
4.	6552	Other customer and information services representatives	NOC Skill Level C	271	17.9	17.83
5.	621	Retail and wholesale trade managers	NOC Skill Level A	212	19.4	17.5
6.	7452	Material handlers	NOC Skill Level C	195	21.5	17.83
7.	7511	Transport truck drivers	NOC Skill Level C	173	20.2	17.83
8.	6513	Food and beverage servers	NOC Skill Level C	170	18.9	17.83
9.	6731	Light duty cleaners	NOC Skill Level D	160	20.7	17.83
10.	6611	Cashiers	NOC Skill Level D	133	16.6	17.5
11.	6711	Food counter attendants, kitchen helpers and related support occupations	NOC Skill Level D	125	18.8	17.83
12.	1241	Administrative assistants	NOC Skill Level B	114	17.5	17.83
13.	7514	Delivery and courier service drivers	NOC Skill Level C	114	18.7	17.83
14.	6222	Retail and wholesale buyers	NOC Skill Level B	110	16.4	17.5
15.	3233	Licensed practical nurses	NOC Skill Level B	107	26.0	17.5
16.	4212	Social and community service workers	NOC Skill Level B	103	18.8	17.83
17.	7271	Carpenters	NOC Skill Level B	97	17.4	17.83
18.	1414	Receptionists	NOC Skill Level C	89	17.6	17.83
19.	6311	Food service supervisors	NOC Skill Level B	78	58.4	36.46
20.	6541	Security guards and related security service occupations	NOC Skill Level C	75	16.8	14.96
21.	1114	Other financial officers	NOC Skill Level A	74	16.4	14.96
22.	6733	Janitors, caretakers and building superintendents	NOC Skill Level D	71	24.6	17.83
23.	1521	Shippers and receivers	NOC Skill Level C	71	18.5	17.83
24.	6622	Store shelf stockers, clerks and order fillers	NOC Skill Level D	68	17.3	17.5
25.	6211	Retail sales supervisors	NOC Skill Level B	65	33.0	17.83
26.	3219	Other medical technologists and technicians (except dental health)	NOC Skill Level B	61	15.6	16.83
27.	6321	Chefs	NOC Skill Level B	61	19.3	17.5
28.	2225	Landscape and horticulture technicians and specialists	NOC Skill Level B	58	22.8	17.83
29.	7294	Painters and decorators (except interior decorators)	NOC Skill Level B	58	22.0	17.83
--	----	-----	-----	--	----	-----

## JOB POSTINGS BY 3-DIGIT NATIONAL OCCUPATION CLASSIFICATION

What jobs are hard to fill and/or in-demand?

	3 DIGIT NOC	3 DIGIT NOC NAME	SKILL LEVEL	POSTING COUNT	AVG POSTING LENGTH IN DAYS	MEDIAN POSTING LENGTH IN DAYS
1.	642	Retail salespersons	NOC Skill Level C	690	18.5	17.83
2.	632	Chefs and cooks	NOC Skill Level B	400	23.4	17.83
3.	441	Home care providers and educational support occupations	NOC Skill Level C	358	19.1	17.83
4.	751	Motor vehicle and transit drivers	NOC Skill Level C	323	19.5	17.83
5.	673	Cleaners	NOC Skill Level D	274	21.4	17.83
6.	651	Occupations in food and beverage service	NOC Skill Level C	273	19.8	17.83
7.	655	Customer and information services representatives	NOC Skill Level C	272	17.9	17.83
8.	062	Retail and wholesale trade managers	NOC Skill Level A	212	19.4	17.5
9.	745	Longshore workers and material handlers	NOC Skill Level C	197	21.5	17.83
10.	421	Paraprofessional occupations in legal, social, community and education services	NOC Skill Level B	175	18.2	17.83
11.	323	Other technical occupations in health care	NOC Skill Level B	147	23.9	17.5
12.	141	General office workers	NOC Skill Level C	144	18.3	17.83
13.	661	Cashiers	NOC Skill Level D	133	16.6	17.5
14.	671	Food counter attendants, kitchen helpers and related support occupations	NOC Skill Level D	125	18.8	17.83
15.	124	Office administrative assistants - general, legal and medical	NOC Skill Level B	121	17.6	17.83
16.	111	Auditors, accountants and investment professionals	NOC Skill Level A	116	18.8	16.83
17.	622	Technical sales specialists in wholesale trade and retail and wholesale buyers	NOC Skill Level B	115	16.4	17.5
18.	727	Carpenters and cabinetmakers	NOC Skill Level B	114	17.4	17.83
19.	152	Supply chain logistics, tracking and scheduling co-ordination occupations	NOC Skill Level C	110	18.3	17.83
20.	122	Administrative and regulatory occupations	NOC Skill Level B	103	20.2	17.83
21.	341	Assisting occupations in support of health services	NOC Skill Level C	100	18.8	17.83
22.	321	Medical technologists and technicians (except dental health)	NOC Skill Level B	99	17.2	17.5
23.	729	Other construction trades	NOC Skill Level B	91	22.0	17.83
24.	723	Machining, metal forming, shaping and erecting trades	NOC Skill Level B	83	20.4	17.83
25.	631	Service supervisors	NOC Skill Level B	83	56.1	31.97
26.	662	Other sales support and related occupations	NOC Skill Level D	81	17.1	17.5
27.	654	Security guards and related security service occupations	NOC Skill Level C	75	16.8	14.96
28.	525	Athletes, coaches, referees and related occupations	NOC Skill Level B	70	22.4	17.83
29.	621	Retail sales supervisors	NOC Skill Level B	65	22.0	17.83



## JOB POSTINGS BY 2-DIGIT NATIONAL OCCUPATION CLASSIFICATION

*What jobs are hard to fill and/or in-demand?*

	2 DIGIT NOC	2 DIGIT NOC NAME	SKILL LEVEL	POSTING COUNT ▼	AVG POSTING LENGTH IN DAYS	MEDIAN POSTING LENGTH IN DAYS
1.	65	Service representatives and other customer and personal services occupations	NOC Skill Level C	709	18.4	17.83
2.	64	Sales representatives and salespersons - wholesale and retail trade	NOC Skill Level C	695	18.6	17.83
3.	63	Service supervisors and specialized service occupations	NOC Skill Level B	544	26.8	17.83
4.	67	Service support and other service occupations, n.e.c.	NOC Skill Level D	423	20.6	17.83
5.	72	Industrial, electrical and construction trades	NOC Skill Level B	403	20.9	17.83
6.	75	Transport and heavy equipment operation and related maintenance occupations	NOC Skill Level C	386	19.2	17.83
7.	44	Care providers and educational, legal and public protection support occupations	NOC Skill Level C	364	19.1	17.83
8.	06	Middle management occupations in retail and wholesale trade and customer services	NOC Skill Level A	290	22.5	17.83
9.	32	Technical occupations in health	NOC Skill Level B	257	21.1	17.5
10.	12	Administrative and financial supervisors and administrative occupations	NOC Skill Level B	249	18.7	17.83
11.	74	Other installers, repairers and servicers and material handlers	NOC Skill Level C	243	21.1	17.83
12.	62	Retail sales supervisors and specialized sales occupations	NOC Skill Level B	220	21.4	17.5
13.	66	Sales support occupations	NOC Skill Level D	214	16.8	17.5
14.	14	Office support occupations	NOC Skill Level C	210	18.0	17.83
15.	42	Paraprofessional occupations in legal, social, community and education services	NOC Skill Level B	175	18.2	17.83
16.	11	Professional occupations in business and finance	NOC Skill Level A	154	20.4	17.5
17.	73	Maintenance and equipment operation trades	NOC Skill Level B	149	21.4	17.5
18.	22	Technical occupations related to natural and applied sciences	NOC Skill Level B	145	22.0	17.83
19.	15	Distribution, tracking and scheduling co-ordination occupations	NOC Skill Level C	136	17.9	17.83
20.	31	Professional occupations in health (except nursing)	NOC Skill Level A	122	20.6	17.5
21.	01	Senior managers - construction, transportation, production and utilities	NOC Skill Level A	112	23.9	17.83
22.	34	Assisting occupations in support of health services	NOC Skill Level C	100	18.8	17.83
23.	21	Professional occupations in natural and applied sciences	NOC Skill Level A	98	21.6	17.5
24.	52	Technical occupations in art, culture, recreation and sport	NOC Skill Level B	97	22.0	17.83
25.	41	Professional occupations in law and social, community and government services	NOC Skill Level A	79	24.3	17.83
26.	76	Trades helpers, construction labourers and related occupations	NOC Skill Level D	64	18.1	17.5
27.	86	Harvesting, landscaping and natural resources labourers	NOC Skill Level D	57	23.1	17.83
					1 - 45 / 45	< >

## MULTILINGUAL JOB POSTINGS BY THE NUMBERS

ACTIVE POSTINGS  
**597**

NEW POSTINGS  
**0**

COMPANIES  
**193**

JOB LANGUAGES  
**9**

## # OF DAYS POSTED

AVERAGE  
**21.0**

MEDIAN  
**18**

## MULTILINGUAL JOB POSTINGS BY SKILL LEVEL

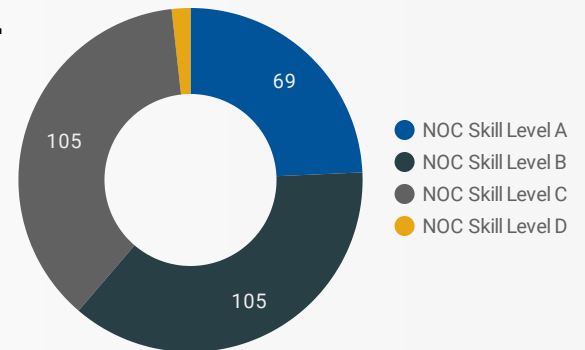
What language skills are employers looking for by occupational skill level?

**69** Skill Level A - Management/ Professional Occupations usually requiring University

**105** Skill Level B - Usually college education or apprenticeship training

**105** Skill Level C - Usually secondary education or occupation-specific training

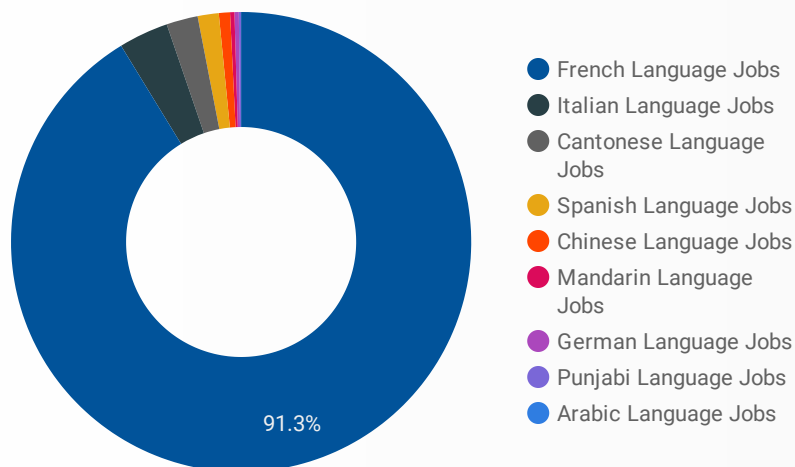
**5** Skill Level D - Usually on-the-job training



JOB LANGUA...	NOC Skill Level A	NOC Skill Level B	NOC Skill Level C	NOC Skill Level D
Spanish Lang...	2	1		
Mandarin Lan...	3			
Italian Langu...	9	5	3	
German Lang...		1		
French Langu...	...	...	2	
Chinese Lang...	2	1	2	
Cantonese La...	7	1	2	

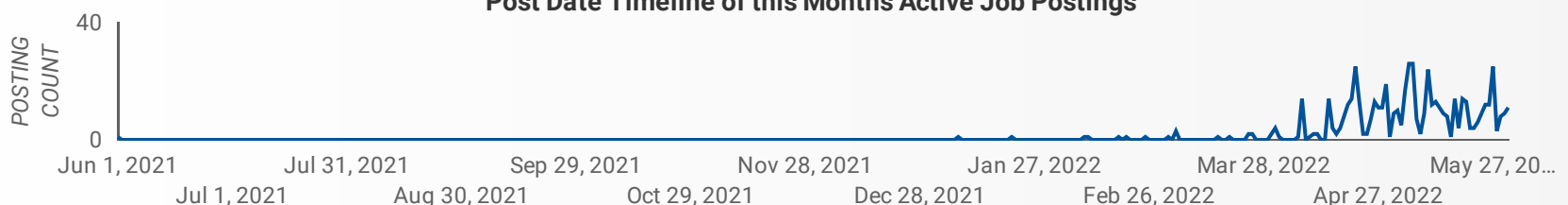
## LANGUAGE SKILLS BREAKDOWN

Which kinds of language skills do employers seek?



JOB LANGUAGES	POSTING COUNT
1. French Language Jobs	544
2. Italian Language Jobs	21
3. Cantonese Language Jobs	11
4. Spanish Language Jobs	10
5. Chinese Language Jobs	5
6. Mandarin Language Jobs	3
7. German Language Jobs	1
8. Punjabi Language Jobs	1

## Post Date Timeline of this Month's Active Job Postings



## LANGUAGE SKILLS BEING RECRUITED BY SKILL TYPE

What language skills are sought by 1-Digit NOC?

SKILL TYPE NAME	Spanish L...	Mandarin...	Italian La...	German ...	French L...	Chinese ...	Grand total
Trades, transport and equipment operator...					9		10
Sales and service occupations	1		15	1	82		102
Occupations in education, law and social, ...			2		50		52
Occupations in art, culture, recreation and ...					20		20
Natural and applied sciences and related o...	2				10		12
Management occupations					17	2	23
Health occupations					27	2	29
Business, finance and administration occu...		3			29	1	36
Grand total	3	3	17	1	244	5	284

## MULTILINGUAL JOB POSTINGS BY COMMUNITY

What language skills are sought by 4-Digit NOC?

	MUNICIPALITY	JOB LANGUAGES ▾	AVG POSTING LENGTH IN DAYS	MEDIAN POSTING LENGTH IN DAYS
1.	Barrie	299	18.6	17.83
2.	Midland	84	19.0	17.83
3.	Orillia	53	20.5	17.83
4.	Penetanguishene	41	19.1	17.83
5.	Collingwood	21	27.3	17.83
6.	Innisfil	16	35.7	17.83
7.	New Tecumseth	13	36.2	17.83
8.	Springwater	11	21.7	17.83
9.	Bradford West Gwillimbury	10	21.1	17.83
10.	Essa	10	18.6	14.96
11.	Ramara	9	17.5	17.5
12.	Borden	8	89.3	31.96
13.	Wasaga Beach	5	28.6	17.83
14.	Adjala-Tosorontio	3	15.7	14.56
15.	Oro-Medonte	2	17.8	17.83
16.	Tiny	2	16.2	16.2

## LANGUAGE DEMAND BY JOB

*What language skills are sought by 4-Digit NOC?*

4 DIGIT NOC NAME		POSTINGS ▾
1.	Retail salespersons	31
2.	Other customer and information services re...	24
3.	Home support workers, housekeepers and r...	16
4.	Cooks	15
5.	Other financial officers	10
6.	Family, marriage and other related counsell...	10
7.	Licensed practical nurses	10
8.	Retail and wholesale trade managers	9
9.	Social and community service workers	9
10.	Program leaders and instructors in recreati...	9
11.	Food and beverage servers	6
12.	Chefs	5
13.	Purchasing agents and officers	5
14.	Early childhood educators and assistants	5
15.	Social workers	5
16.	Retail and wholesale buyers	5
17.	Administrative assistants	5
18.	Other medical technologists and technician...	4
19.	Food counter attendants, kitchen helpers an...	4
20.	Other assisting occupations in support of h...	4
21.	User support technicians	4
22.	Travel counsellors	4
23.	Financial managers	4
24.	Receptionists	3
25.	Advertising, marketing and public relations ...	3
26.	Nurse aides, orderlies and patient service a...	3
27.	Landscape and horticulture technicians and...	2
28.	Facility operation and maintenance manage...	2
29.	Delivery and courier service drivers	2
30.	MaÃ@tres d&#039;hÃ´tel and hosts/hostes...	2
31.	Film and video camera operators	2
32.	Material handlers	2
		1 - 82 / 82 < >

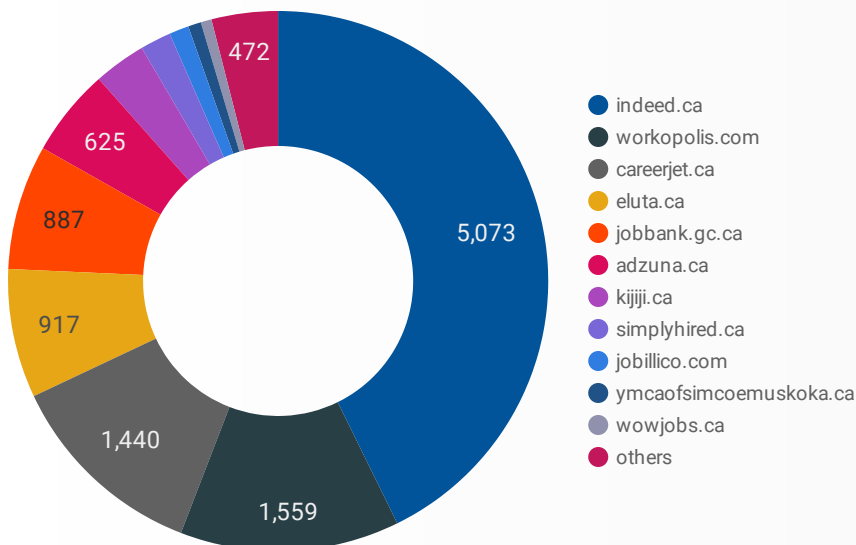
## MULTILINGUAL HIRING EMPLOYERS

*Which employers are seeking multilingual candidates?*

COMPANY		POSTINGS ▾
1.	Georgian Bay General Hospital	62
2.	Waypoint Centre for Mental Health Care	25
3.	The Source (Bell) Electronics Inc.	23
4.	La ClÃ©	23
5.	The Source	17
6.	La Source	16
7.	Simcoe County District School Board	14
8.	Bell	13
9.	Liquor Control Board of Ontario	13
10.	Bell Canada	12
11.	Canadian Mental Health Association, Simcoe County	10
12.	Gateway Casinos & Entertainment Limited	9
13.	Reitmans	8
14.	Farm Boy Inc. (Barrie)	8
15.	Farm Boy Company Inc.	7
16.	County of Simcoe	7
17.	Champlain Ready Mix	6
18.	Canadian Mental Health Association, Simcoe County Branch	6
19.	VON Canada - Barrie	6
20.	Simcoe Muskoka Family Connexions	6
21.	Source, The	6
22.	New Path Youth and Family Services	5
23.	Centra Food Market Inc.	5
24.	Canon	5
25.	BELL MEDIA INC.	5
26.	Home and Community Care Support Services North...	5
27.	Swiss Chalet	5
28.	East Side Mario's	5
29.	CBI Health	5
30.	Helping Hands Orillia	4
		1 - 50 / 193 < >

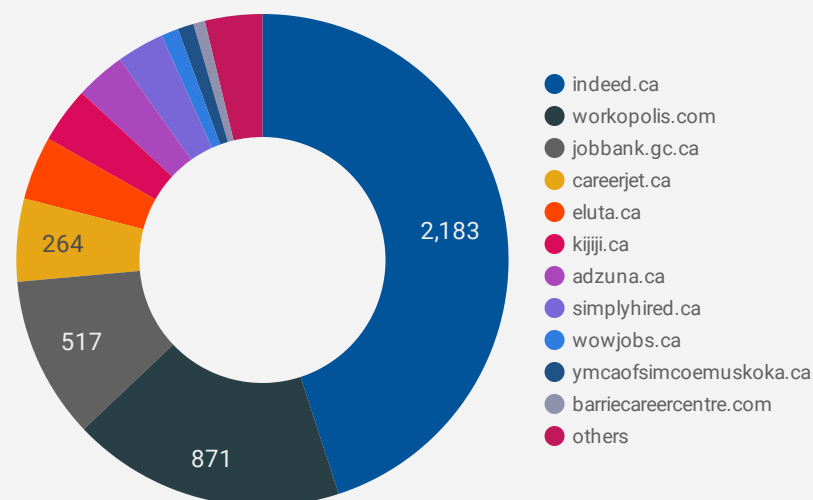
## JOB POSTINGS BY JOB BOARD

What share of unique job postings appear on each job board?



## COMPANIES BY JOB BOARD

What share of unique job postings appear on each job board?



## JOB POSTING DETAILS BY JOB BOARD

How does job posting activity differ by job board?

	JOB BOARD	POSTING COUNT ▾	AVG POSTING LENGTH IN DAYS	MEDIAN POSTING LENGTH IN DAYS	# OF COMPANIES
1.	indeed.ca	5,073	17.7	18	2,183
2.	workopolis.com	1,559	14.9	15	871
3.	careerjet.ca	1,440	24.6	17	264
4.	eluta.ca	917	17.4	18	203
5.	jobbank.gc.ca	887	35.7	26	517
6.	adzuna.ca	625	14.5	15	160
7.	kijiji.ca	372	15.2	15	178
8.	simplyhired.ca	219	22.0	15	151
9.	jobillico.com	140	19.4	15	24
10.	ymcaofsimcoemuskoka.ca	92	33.0	30	51
11.	wowjobs.ca	77	25.0	28	55
12.	careerarc.com	76	15.2	14	13
13.	jobboard.focuscdc.on.ca	56	25.1	30	32
14.	tracks.on.ca	55	30.6	31	37
15.	barriecareercentre.com	49	64.7	65	37
16.	rncareers.ca	45			11
17.	agilec.ca	39	30.4	31	18
18.	randstad.ca	38	29.1	20	1