



JOB DEMAND REPORT

JANUARY 2022

Job posting data collected by Work in Simcoe County from job boards and employer websites who recruit candidates in Simcoe County.

HIGHLIGHTS

JOB POSTINGS BY THE NUMBERS				# OF DAYS POSTED	
TOTAL ACTIVE	NEW THIS MONTH	COMPANIES	JOB BOARDS	AVERAGE	MEDIAN
9,343	6,698	2,619	29	18.4	18

REPORT BUILDER

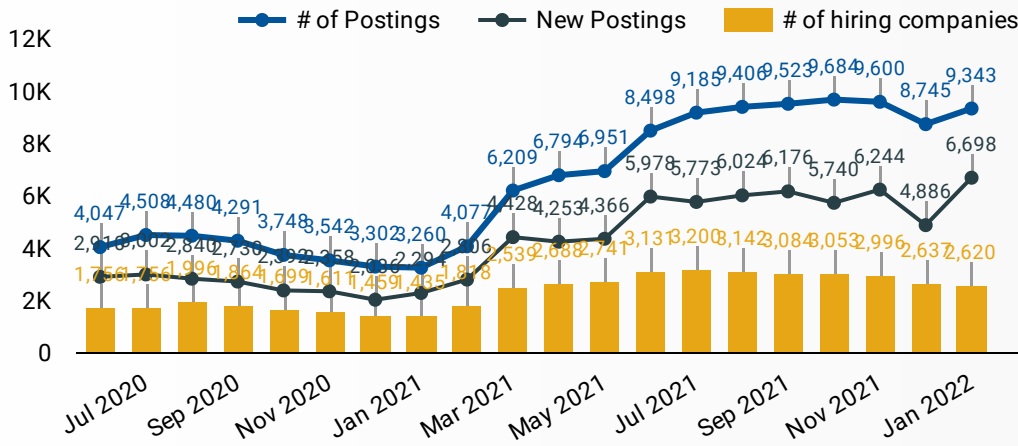
The default filter selection below will show all job demand data for the month. You can use the filters to create a customized report for the purpose of understanding a subset of the data.

MUNICIPALITY	JOB TYPE	JOB DURATION
JOB BOARD	ADDITIONAL LANGUA...	QUICK FIND
SKILL LEVEL		
SKILL TYPE NAME / 1-DIGIT NATIONAL OCCUPATIONAL CLASSIFICATION CODE		
MAJOR GROUP / 2-DIGIT NATIONAL OCCUPATIONAL CLASSIFICATION CODE		
MINOR GROUP / 3-DIGIT NATIONAL OCCUPATIONAL CLASSIFICATION CODE		
UNIT GROUP / 4-DIGIT NATIONAL OCCUPATIONAL CLASSIFICATION CODE		
COMPANY OR EMPLOYMENT AGENCY		



JOB POSTINGS BY MONTH

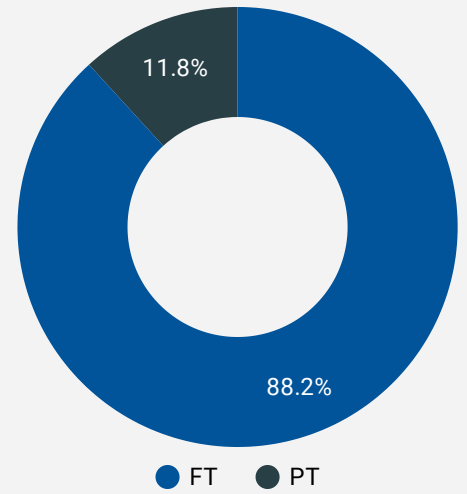
How many job postings were active for at least 1 day this month?



NOTE: This graph cannot be filtered using the controls on the cover page

JOB TYPE

Full-time vs Part-time



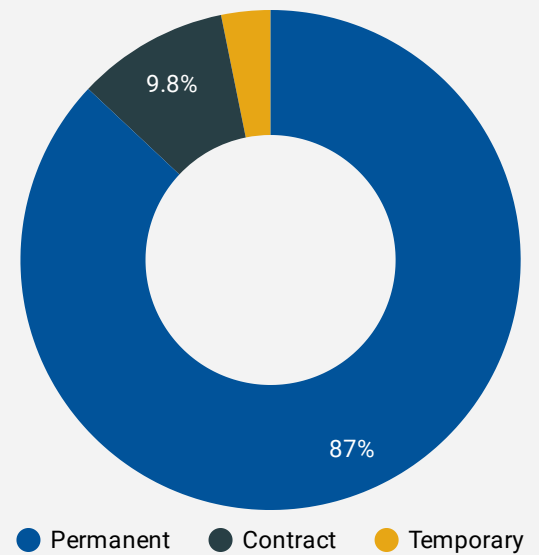
JOB POSTINGS BY MUNICIPALITY

Where are job opportunities being offered?

	MUNICIPALITY	POSTING COUNT	AVG POSTING LENGTH IN DAYS	MEDIAN POSTING LENGTH IN DAYS
1.	Barrie	4,090	16.9	18
2.	Orillia	872	18.7	18
3.	Collingwood	768	18.6	18
4.	Bradford West Gwillimbury	679	17.2	18
5.	New Tecumseth	612	18.1	18
6.	Innisfil	573	18.7	18
7.	Midland	484	18.4	18
8.	Springwater	225	23.1	17

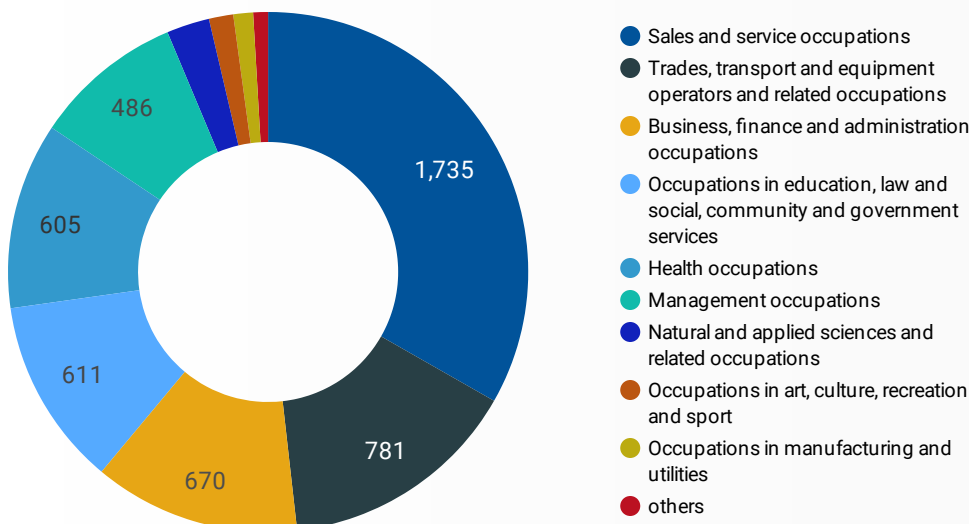
JOB DURATION

Permanency of jobs posted



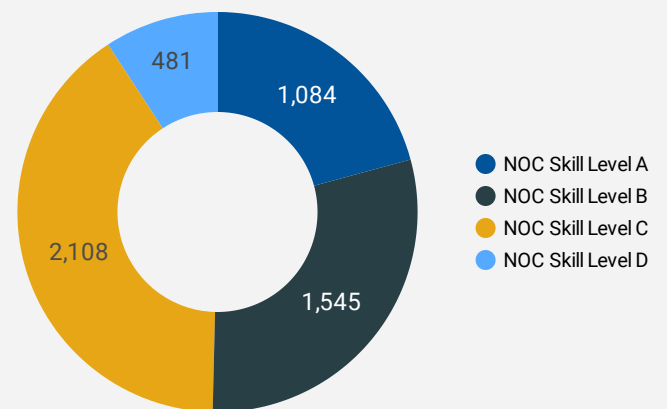
JOB POSTINGS BY SKILL TYPE

What skill type is being recruited?



JOB POSTINGS BY SKILL LEVEL

What education do occupations typically require?



Skill Level A = Usually University education | Skill Level B = Usually College education or Apprenticeship training | Skill Level C = Usually Secondary education or occupation-specific training | Skill Level D = Usually on-the-job training

TOP HIRING EMPLOYERS & AGENCIES

Who is hiring?

	COMPANY	MUNICIPALITY	POSTINGS	AVG POSTING LENGTH IN DAYS	MEDIAN POSTING LENGTH IN DAYS
1.	Simcoe County District School Board	Barrie	141	7.0	5
2.	RONA inc.	Barrie	140	2.1	2
3.	Lowe's	Barrie	131	6.3	2
4.	Orillia Soldiers' Memorial Hospital	Orillia	112	16.0	18
5.	Friday Harbour Resort	Innisfil	90	15.1	18
6.	Simcoe County District School Board	Springwater	65	16.2	6
7.	Rona	Barrie	62	7.5	4
8.	Simcoe County District School Board	New Tecumseth	52	7.0	5
9.	Simcoe County District School Board	Bradford West Gwillimbury	51	8.0	6
10.	Collingwood General & Marine Hospital	Collingwood	50	12.2	10
11.	Simcoe County District School Board	Orillia	48	5.8	5
12.	Simcoe County District School Board	Innisfil	45	7.2	5
13.	County of Simcoe	Springwater	42	43.6	18
14.	Sienna Living	Bradford West Gwillimbury	40	23.0	17
15.	Georgian Bay General Hospital	Midland	39	16.2	16
16.	Royal Victoria Regional Health Centre	Barrie	38	15.9	15
17.	Baxter International	New Tecumseth	38	20.8	18
18.	Loblaw Companies Limited	Barrie	37	17.4	18
19.	City of Barrie	Barrie	37	16.5	16
20.	The Grounds Guys of Barrie	Barrie	36	14.4	13
21.	Kijiji Jobs	Barrie	35	15.0	15
22.	Waypoint Centre for Mental Health Care	Penetanguishene	35	17.9	18
23.	Metro	Collingwood	34	5.8	2
24.	Shoppers Drug Mart	Barrie	33	16.1	15
25.	Napoleon Products	Barrie	33	16.3	18
26.	Equest	Barrie	30	14.3	15
27.	PeopleReady	Barrie	30	15.5	15
28.	Loblaws	Barrie	30	15.0	15
29.	Horseshoe Resort	Barrie	29	19.5	18
30.	Georgian College	Barrie	29	17.5	18

TOP OCCUPATIONS BY SKILL LEVEL, FREQUENCY & DURATION

What jobs are in-demand and/or hard to fill?

	4-DIGIT NOC CODE	4-DIGIT NOC NAME	OCCUPATION'S SKILL LEVEL	POSTING COUNT	AVG POSTING LENGTH IN DAYS	MEDIAN POSTING LENGTH IN DAYS
1.	6421	Retail salespersons	NOC Skill Level C	417	16.7	18
2.	4412	Home support workers, housekeepers and related occupations	NOC Skill Level C	353	21.2	18
3.	6552	Other customer and information services representatives	NOC Skill Level C	214	15.8	16
4.	3012	Registered nurses and registered psychiatric nurses	NOC Skill Level A	179	18.9	18
5.	621	Retail and wholesale trade managers	NOC Skill Level A	169	17.1	18
6.	6322	Cooks	NOC Skill Level B	142	26.3	18
7.	7452	Material handlers	NOC Skill Level C	142	21.8	18
8.	422	School principals and administrators of elementary and secondary education	NOC Skill Level A	108	5.7	5
9.	6731	Light duty cleaners	NOC Skill Level D	103	17.8	18
10.	7511	Transport truck drivers	NOC Skill Level C	100	17.8	17
11.	6711	Food counter attendants, kitchen helpers and related support occupations	NOC Skill Level D	88	23.7	18
12.	6222	Retail and wholesale buyers	NOC Skill Level B	87	15.9	18
13.	1241	Administrative assistants	NOC Skill Level B	82	18.1	18
14.	7514	Delivery and courier service drivers	NOC Skill Level C	80	19.1	18
15.	6513	Food and beverage servers	NOC Skill Level C	78	20.1	18
16.	1114	Other financial officers	NOC Skill Level A	73	16.8	15
17.	3219	Other medical technologists and technicians (except dental health)	NOC Skill Level B	71	15.4	18
18.	1414	Receptionists	NOC Skill Level C	70	18.6	18
19.	6611	Cashiers	NOC Skill Level D	68	15.4	16
20.	6541	Security guards and related security service occupations	NOC Skill Level C	64	22.5	18
21.	1521	Shippers and receivers	NOC Skill Level C	64	17.4	18
22.	6622	Store shelf stockers, clerks and order fillers	NOC Skill Level D	63	14.8	16
23.	4212	Social and community service workers	NOC Skill Level B	61	16.2	17
24.	3233	Licensed practical nurses	NOC Skill Level B	59	22.6	16
25.	6321	Chefs	NOC Skill Level B	54	18.1	15
26.	4214	Early childhood educators and assistants	NOC Skill Level B	49	18.9	18
27.	6311	Food service supervisors	NOC Skill Level B	48	28.3	18
28.	1221	Administrative officers	NOC Skill Level B	48	24.2	18

JOB POSTINGS BY 3-DIGIT NATIONAL OCCUPATION CLASSIFICATION

What jobs are hard to fill and/or in-demand?

	3-DIGIT NOC CODE	3-DIGIT NOC NAME	OCCUPATION'S SKILL LEVEL	POSTING COUNT	AVG POSTING LENGTH IN DAYS	MEDIAN POSTING LENGTH IN DAYS
1.	642	Retail salespersons	NOC Skill Level C	417	16.7	18
2.	441	Home care providers and educational support occupations	NOC Skill Level C	400	20.4	18
3.	655	Customer and information services representatives	NOC Skill Level C	218	15.8	16
4.	751	Motor vehicle and transit drivers	NOC Skill Level C	205	20.1	18
5.	632	Chefs and cooks	NOC Skill Level B	196	24.0	18
6.	301	Professional occupations in nursing	NOC Skill Level A	179	18.9	18
7.	062	Retail and wholesale trade managers	NOC Skill Level A	169	17.1	18
8.	673	Cleaners	NOC Skill Level D	160	20.0	18
9.	745	Longshore workers and material handlers	NOC Skill Level C	142	21.8	18
10.	421	Paraprofessional occupations in legal, social, community and education services	NOC Skill Level B	131	17.1	16
11.	321	Medical technologists and technicians (except dental health)	NOC Skill Level B	121	17.2	18
12.	141	General office workers	NOC Skill Level C	115	18.9	18
13.	651	Occupations in food and beverage service	NOC Skill Level C	111	20.3	18
14.	042	Managers in education and social and community services	NOC Skill Level A	108	5.7	5
15.	111	Auditors, accountants and investment professionals	NOC Skill Level A	107	23.5	16
16.	152	Supply chain logistics, tracking and scheduling coordination occupations	NOC Skill Level C	104	17.7	18
17.	323	Other technical occupations in health care	NOC Skill Level B	95	20.6	18
18.	124	Office administrative assistants - general, legal and medical	NOC Skill Level B	93	18.4	18
19.	622	Technical sales specialists in wholesale trade and retail and wholesale buyers	NOC Skill Level B	89	15.9	18
20.	671	Food counter attendants, kitchen helpers and related support occupations	NOC Skill Level D	88	23.7	18
21.	122	Administrative and regulatory occupations	NOC Skill Level B	87	21.7	18
22.	341	Assisting occupations in support of health services	NOC Skill Level C	83	19.6	18
23.	662	Other sales support and related occupations	NOC Skill Level D	81	15.7	16
24.	661	Cashiers	NOC Skill Level D	68	15.4	16
25.	654	Security guards and related security service occupations	NOC Skill Level C	64	22.5	18
26.	071	Managers in customer and personal services, n.e.c.	NOC Skill Level A	61	19.2	18

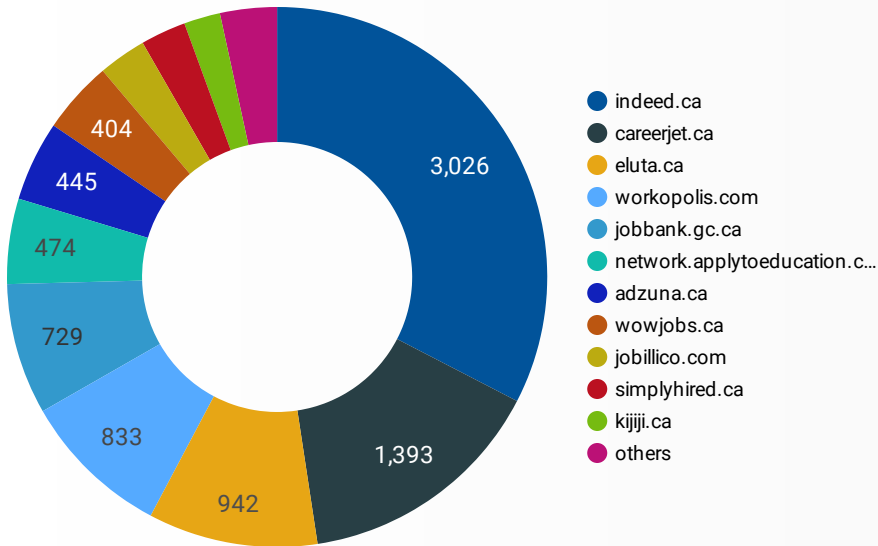
JOB POSTINGS BY 2-DIGIT NATIONAL OCCUPATION CLASSIFICATION

What jobs are hard to fill and/or in-demand?

	2-DIGIT NOC CODE	2-DIGIT NOC NAME	OCCUPATION'S SKILL LEVEL	POSTING COUNT	AVG POSTING LENGTH IN DAYS	MEDIAN POSTING LENGTH IN DAYS
1.	65	Service representatives and other customer and personal services occupations	NOC Skill Level C	429	18.2	18
2.	64	Sales representatives and salespersons - wholesale and retail trade	NOC Skill Level C	428	16.7	18
3.	44	Care providers and educational, legal and public protection support occupations	NOC Skill Level C	400	20.4	18
4.	63	Service supervisors and specialized service occupations	NOC Skill Level B	279	24.6	18
5.	67	Service support and other service occupations, n.e.c.	NOC Skill Level D	262	21.3	18
6.	75	Transport and heavy equipment operation and related maintenance occupations	NOC Skill Level C	229	20.0	18
7.	32	Technical occupations in health	NOC Skill Level B	228	18.5	18
8.	72	Industrial, electrical and construction trades	NOC Skill Level B	225	21.5	18
9.	06	Middle management occupations in retail and wholesale trade and customer services	NOC Skill Level A	210	19.4	18
10.	12	Administrative and financial supervisors and administrative occupations	NOC Skill Level B	202	19.7	18
11.	62	Retail sales supervisors and specialized sales occupations	NOC Skill Level B	188	17.3	16
12.	30	Professional occupations in nursing	NOC Skill Level A	179	18.9	18
13.	14	Office support occupations	NOC Skill Level C	167	18.5	18
14.	74	Other installers, repairers and servicers and material handlers	NOC Skill Level C	164	21.5	18
15.	66	Sales support occupations	NOC Skill Level D	149	15.5	16
16.	11	Professional occupations in business and finance	NOC Skill Level A	139	22.4	16
17.	15	Distribution, tracking and scheduling co-ordination occupations	NOC Skill Level C	135	17.6	18
18.	42	Paraprofessional occupations in legal, social, community and education services	NOC Skill Level B	131	17.1	16
19.	73	Maintenance and equipment operation trades	NOC Skill Level B	116	26.6	18
20.	31	Professional occupations in health (except nursing)	NOC Skill Level A	115	17.5	18
21.	04	Managers in health care	NOC Skill Level A	111	6.5	5
22.	01	Senior managers - construction, transportation, production and utilities	NOC Skill Level A	88	22.6	18
23.	34	Assisting occupations in support of health services	NOC Skill Level C	83	19.6	18
24.	41	Professional occupations in law and social, community and government services	NOC Skill Level A	73	29.1	18
25.	22	Technical occupations related to natural and	NOC Skill Level B	71	25.0	18

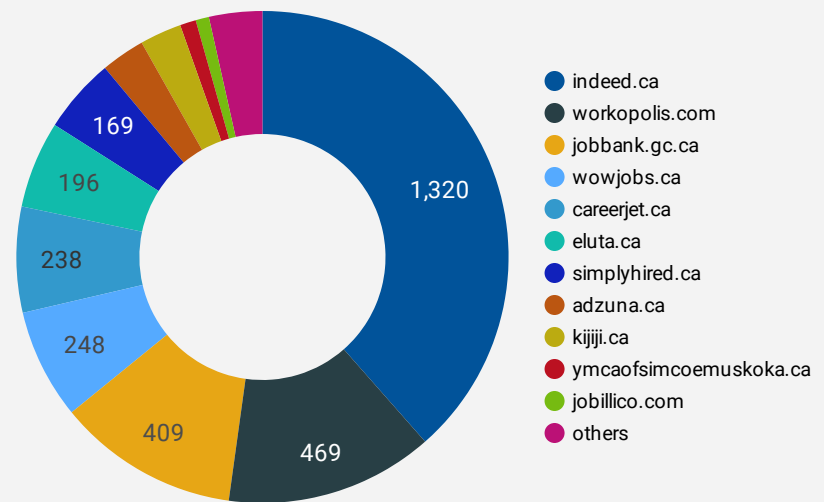
JOB POSTINGS BY JOB BOARD

What share of unique job postings appear on each job board?



COMPANIES BY JOB BOARD

What share of unique job postings appear on each job board?



JOB POSTING DETAILS BY JOB BOARD

How does job posting activity differ by job board?

	JOB BOARD	POSTING COUNT	AVG POSTING LENGTH IN DAYS	MEDIAN POSTING LENGTH IN DAYS	# OF COMPANIES
1.	indeed.ca	3,026	18.0	18	1,320
2.	careerjet.ca	1,393	20.9	12	238
3.	eluta.ca	942	17.8	18	196
4.	workopolis.com	833	14.9	15	469
5.	jobbank.gc.ca	729	22.9	17	409
6.	network.applytoeducation.com	474	6.7	5	3
7.	adzuna.ca	445	14.9	15	99
8.	wowjobs.ca	404	16.0	16	248
9.	jobillico.com	267	8.9	2	30
10.	simplyhired.ca	252	15.0	15	169
11.	kijiji.ca	202	14.9	15	94
12.	ymcaofsimcoemuskoka.ca	59	54.8	45	36
13.	careerarc.com	44	32.7	23	13
14.	randstad.ca	33	34.0	28	1
15.	simcoe.hua.hrsmart.com	28	95.8	17	1
16.	tracks.on.ca	27	26.8	26	20
17.	jobboard.focuscdc.on.ca	22	22.7	28	12