

# JOB DEMAND REPORT

## DECEMBER 2021

*Job posting data collected by Work in Simcoe County from job boards and employer websites who recruit candidates in Simcoe County.*

### HIGHLIGHTS

JOB POSTINGS BY THE NUMBERS				# OF DAYS POSTED	
TOTAL ACTIVE	NEW THIS MONTH	COMPANIES	JOB BOARDS	AVERAGE	MEDIAN
8,745	4,886	2,637	28	20.9	18

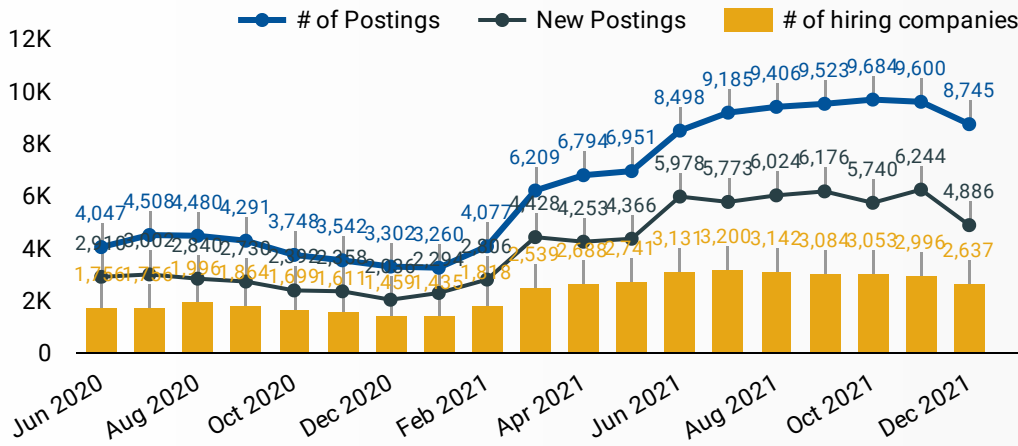
## REPORT BUILDER

The default filter selection below will show all job demand data for the month. You can use the filters to create a customized report for the purpose of understanding a subset of the data.

MUNICIPALITY	JOB TYPE	JOB DURATION
JOB BOARD	ADDITIONAL LANGUA...	QUICK FIND
SKILL LEVEL		
SKILL TYPE NAME / 1-DIGIT NATIONAL OCCUPATIONAL CLASSIFICATION CODE		
MAJOR GROUP / 2-DIGIT NATIONAL OCCUPATIONAL CLASSIFICATION CODE		
MINOR GROUP / 3-DIGIT NATIONAL OCCUPATIONAL CLASSIFICATION CODE		
UNIT GROUP / 4-DIGIT NATIONAL OCCUPATIONAL CLASSIFICATION CODE		
COMPANY OR EMPLOYMENT AGENCY		

## JOB POSTINGS BY MONTH

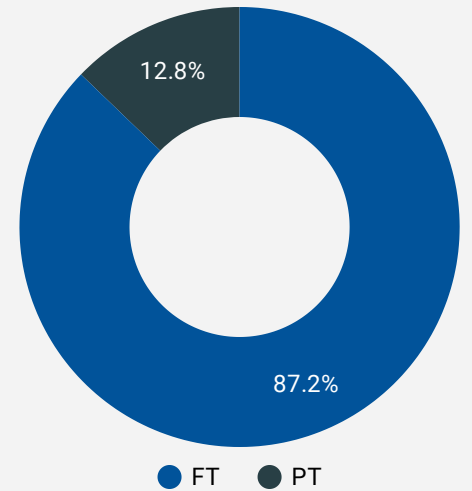
How many job postings were active for at least 1 day this month?



NOTE: This graph cannot be filtered using the controls on the cover page

## JOB TYPE

Full-time vs Part-time



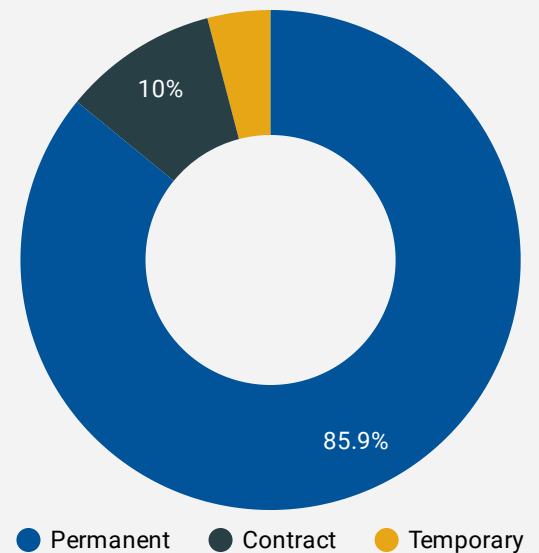
## JOB POSTINGS BY MUNICIPALITY

Where are job opportunities being offered?

	MUNICIPALITY	POSTING COUNT	AVG POSTING LENGTH IN DAYS	MEDIAN POSTING LENGTH IN DAYS
1.	Barrie	3,923	19.8	18
2.	Orillia	916	20.6	18
3.	Collingwood	635	19.7	18
4.	Bradford West Gwillimbury	604	19.9	18
5.	New Tecumseth	584	22.1	18
6.	Innisfil	528	21.2	18
7.	Midland	405	22.2	18
8.	Springwater	173	28.9	18
-	-	-	-	-

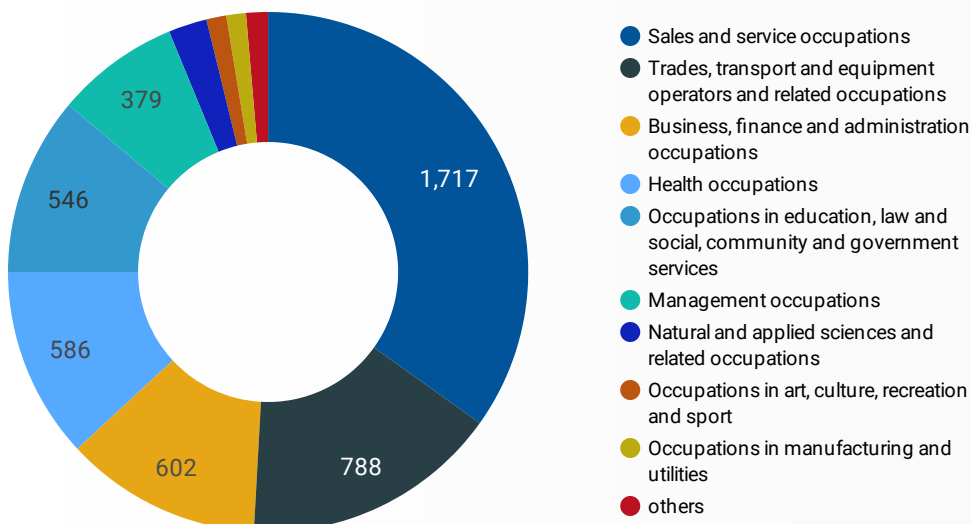
## JOB DURATION

Permanency of jobs posted



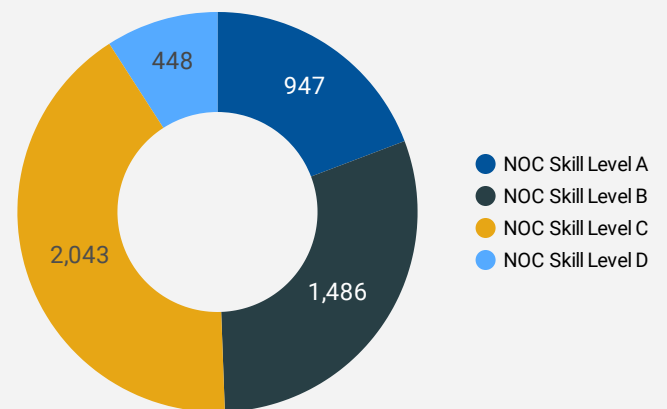
## JOB POSTINGS BY SKILL TYPE

What skill type is being recruited?



## JOB POSTINGS BY SKILL LEVEL

What education do occupations typically require?



Skill Level A = Usually University education | Skill Level B = Usually College education or Apprenticeship training | Skill Level C = Usually Secondary education or occupation-specific training | Skill Level D = Usually on-the-job training

## TOP HIRING EMPLOYERS & AGENCIES

Who is hiring?

	COMPANY	MUNICIPALITY	POSTINGS	AVG POSTING LENGTH IN DAYS	MEDIAN POSTING LENGTH IN DAYS
1.	Orillia Soldiers' Memorial Hospital	Orillia	121	16.9	18
2.	Simcoe County District School Board	Barrie	101	12.7	15
3.	Horseshoe Resort	Barrie	55	17.7	18
4.	Royal Victoria Regional Health Centre / RVH	Barrie	49	18.0	18
5.	Waypoint Centre for Mental Health Care	Penetanguishene	46	17.8	18
6.	Equest	Barrie	45	14.4	15
7.	Simcoe County District School Board	Springwater	43	23.0	18
8.	Simcoe County District School Board	Bradford West Gwillimbury	38	13.5	15
9.	Shoppers Drug Mart	Barrie	37	14.6	15
10.	Royal Victoria Regional Health Centre	Barrie	36	16.1	15
11.	Kijiji Jobs	Barrie	36	15.0	15
12.	Georgian Bay General Hospital	Midland	36	21.6	18
13.	Baxter International	New Tecumseth	35	21.1	18
14.	Lowe's	Barrie	34	17.8	18
15.	Simcoe County District School Board	New Tecumseth	34	13.5	15
16.	Friday Harbour Resort	Innisfil	34	16.1	18
17.	Sienna Living	Bradford West Gwillimbury	32	25.8	26
18.	Domenic Sanfilippo	Collingwood	31	25.2	28
19.	Napoleon Fireplaces	Barrie	30	18.0	18
20.	Collingwood General & Marine Hospital	Collingwood	30	7.9	5
21.	Napoleon Products	Barrie	29	16.7	18
22.	Scotiabank	Barrie	29	16.2	15
23.	Lowe's Canada	Barrie	28	19.4	18
24.	Georgian College	Barrie	28	18.1	18
25.	Simcoe County District School Board	Orillia	28	9.3	7
26.	Orillia, City of	Orillia	27	18.0	18
27.	Randstad Canada	Barrie	26	33.1	23
28.	Loblaws	Barrie	26	15.0	15
29.	Sienna Senior Living Inc.	Bradford West Gwillimbury	24	19.8	18
30.	Country of Simcoe	Springwater	22	22.6	18

## TOP OCCUPATIONS BY SKILL LEVEL, FREQUENCY & DURATION

What jobs are in-demand and/or hard to fill?

	4-DIGIT NOC CODE	4-DIGIT NOC NAME	OCCUPATION'S SKILL LEVEL	POSTING COUNT	AVG POSTING LENGTH IN DAYS	MEDIAN POSTING LENGTH IN DAYS
1.	6421	Retail salespersons	NOC Skill Level C	423	19.5	18
2.	4412	Home support workers, housekeepers and related occupations	NOC Skill Level C	333	24.6	18
3.	6322	Cooks	NOC Skill Level B	188	27.9	18
4.	621	Retail and wholesale trade managers	NOC Skill Level A	162	21.2	18
5.	6552	Other customer and information services representatives	NOC Skill Level C	159	19.2	18
6.	7452	Material handlers	NOC Skill Level C	158	21.9	16
7.	3012	Registered nurses and registered psychiatric nurses	NOC Skill Level A	149	28.4	18
8.	7514	Delivery and courier service drivers	NOC Skill Level C	97	19.0	18
9.	1241	Administrative assistants	NOC Skill Level B	94	20.4	18
10.	6611	Cashiers	NOC Skill Level D	89	19.0	18
11.	6222	Retail and wholesale buyers	NOC Skill Level B	85	17.8	18
12.	6731	Light duty cleaners	NOC Skill Level D	83	20.6	18
13.	7511	Transport truck drivers	NOC Skill Level C	83	15.2	15
14.	6513	Food and beverage servers	NOC Skill Level C	80	19.3	18
15.	6541	Security guards and related security service occupations	NOC Skill Level C	72	27.4	18
16.	3233	Licensed practical nurses	NOC Skill Level B	72	22.7	17
17.	6711	Food counter attendants, kitchen helpers and related support occupations	NOC Skill Level D	70	27.4	18
18.	1114	Other financial officers	NOC Skill Level A	68	17.2	16
19.	3219	Other medical technologists and technicians (except dental health)	NOC Skill Level B	66	16.2	18
20.	1414	Receptionists	NOC Skill Level C	63	18.8	18
21.	6311	Food service supervisors	NOC Skill Level B	60	50.9	55
22.	6622	Store shelf stockers, clerks and order fillers	NOC Skill Level D	60	16.6	16
23.	4214	Early childhood educators and assistants	NOC Skill Level B	53	17.7	18
24.	7271	Carpenters	NOC Skill Level B	52	21.3	18
25.	6733	Janitors, caretakers and building superintendents	NOC Skill Level D	46	27.1	18
26.	7321	Automotive service technicians, truck and bus mechanics and mechanical repairers	NOC Skill Level B	44	30.1	18
27.	1521	Shippers and receivers	NOC Skill Level C	44	19.4	18
28.	714	Facility operation and maintenance managers	NOC Skill Level A	43	19.3	18

## JOB POSTINGS BY 3-DIGIT NATIONAL OCCUPATION CLASSIFICATION

What jobs are hard to fill and/or in-demand?

	3-DIGIT NOC CODE	3-DIGIT NOC NAME	OCCUPATION'S SKILL LEVEL	POSTING COUNT	AVG POSTING LENGTH IN DAYS	MEDIAN POSTING LENGTH IN DAYS
1.	642	Retail salespersons	NOC Skill Level C	423	19.5	18
2.	441	Home care providers and educational support occupations	NOC Skill Level C	380	23.5	18
3.	632	Chefs and cooks	NOC Skill Level B	228	26.7	18
4.	751	Motor vehicle and transit drivers	NOC Skill Level C	208	19.6	18
5.	655	Customer and information services representatives	NOC Skill Level C	162	19.1	18
6.	062	Retail and wholesale trade managers	NOC Skill Level A	162	21.2	18
7.	745	Longshore workers and material handlers	NOC Skill Level C	158	21.9	16
8.	301	Professional occupations in nursing	NOC Skill Level A	149	28.4	18
9.	673	Cleaners	NOC Skill Level D	143	22.3	18
10.	651	Occupations in food and beverage service	NOC Skill Level C	118	18.9	18
11.	321	Medical technologists and technicians (except dental health)	NOC Skill Level B	115	16.5	18
12.	141	General office workers	NOC Skill Level C	109	19.4	18
13.	111	Auditors, accountants and investment professionals	NOC Skill Level A	102	21.4	18
14.	323	Other technical occupations in health care	NOC Skill Level B	102	22.1	18
15.	124	Office administrative assistants - general, legal and medical	NOC Skill Level B	102	19.9	18
16.	661	Cashiers	NOC Skill Level D	89	19.0	18
17.	421	Paraprofessional occupations in legal, social, community and education services	NOC Skill Level B	87	20.1	18
18.	622	Technical sales specialists in wholesale trade and retail and wholesale buyers	NOC Skill Level B	85	17.8	18
19.	631	Service supervisors	NOC Skill Level B	75	45.9	51
20.	341	Assisting occupations in support of health services	NOC Skill Level C	72	22.5	18
21.	654	Security guards and related security service occupations	NOC Skill Level C	72	27.4	18
22.	152	Supply chain logistics, tracking and scheduling coordination occupations	NOC Skill Level C	71	18.4	16
23.	671	Food counter attendants, kitchen helpers and related support occupations	NOC Skill Level D	70	27.4	18
24.	662	Other sales support and related occupations	NOC Skill Level D	69	17.0	15
25.	122	Administrative and regulatory occupations	NOC Skill Level B	68	26.3	18
26.	071	Managers in customer and personal services, n.e.c.	NOC Skill Level A	65	21.4	18
27.	727	Carpenters and cabinetmakers	NOC Skill Level B	59	22.1	18

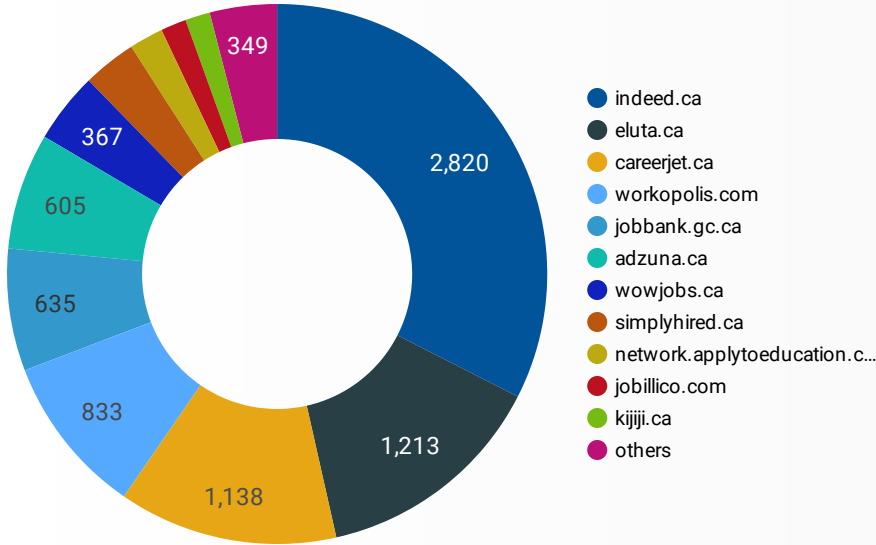
## JOB POSTINGS BY 2-DIGIT NATIONAL OCCUPATION CLASSIFICATION

What jobs are hard to fill and/or in-demand?

	2-DIGIT NOC CODE	2-DIGIT NOC NAME	OCCUPATION'S SKILL LEVEL	POSTING COUNT	AVG POSTING LENGTH IN DAYS	MEDIAN POSTING LENGTH IN DAYS
1.	64	Sales representatives and salespersons - wholesale and retail trade	NOC Skill Level C	430	19.4	18
2.	65	Service representatives and other customer and personal services occupations	NOC Skill Level C	399	20.4	18
3.	44	Care providers and educational, legal and public protection support occupations	NOC Skill Level C	380	23.5	18
4.	63	Service supervisors and specialized service occupations	NOC Skill Level B	332	30.1	18
5.	75	Transport and heavy equipment operation and related maintenance occupations	NOC Skill Level C	233	19.8	18
6.	72	Industrial, electrical and construction trades	NOC Skill Level B	231	23.5	18
7.	32	Technical occupations in health	NOC Skill Level B	230	19.8	18
8.	67	Service support and other service occupations, n.e.c.	NOC Skill Level D	228	23.4	18
9.	06	Middle management occupations in retail and wholesale trade and customer services	NOC Skill Level A	197	22.9	18
10.	12	Administrative and financial supervisors and administrative occupations	NOC Skill Level B	191	22.1	18
11.	74	Other installers, repairers and servicers and material handlers	NOC Skill Level C	173	21.9	16
12.	62	Retail sales supervisors and specialized sales occupations	NOC Skill Level B	170	20.0	18
13.	66	Sales support occupations	NOC Skill Level D	158	18.1	16
14.	14	Office support occupations	NOC Skill Level C	154	19.1	18
15.	30	Professional occupations in nursing	NOC Skill Level A	149	28.4	18
16.	31	Professional occupations in health (except nursing)	NOC Skill Level A	135	20.4	18
17.	11	Professional occupations in business and finance	NOC Skill Level A	123	21.9	18
18.	73	Maintenance and equipment operation trades	NOC Skill Level B	117	25.3	18
19.	15	Distribution, tracking and scheduling co-ordination occupations	NOC Skill Level C	109	18.1	16
20.	42	Paraprofessional occupations in legal, social, community and education services	NOC Skill Level B	87	20.1	18
21.	01	Senior managers - construction, transportation, production and utilities	NOC Skill Level A	75	25.6	18
22.	34	Assisting occupations in support of health services	NOC Skill Level C	72	22.5	18
23.	41	Professional occupations in law and social, community and government services	NOC Skill Level A	69	27.8	18
24.	21	Professional occupations in natural and applied sciences	NOC Skill Level A	68	26.5	18
25.	07	Managers in customer and personal services	NOC Skill Level A	66	21.2	18

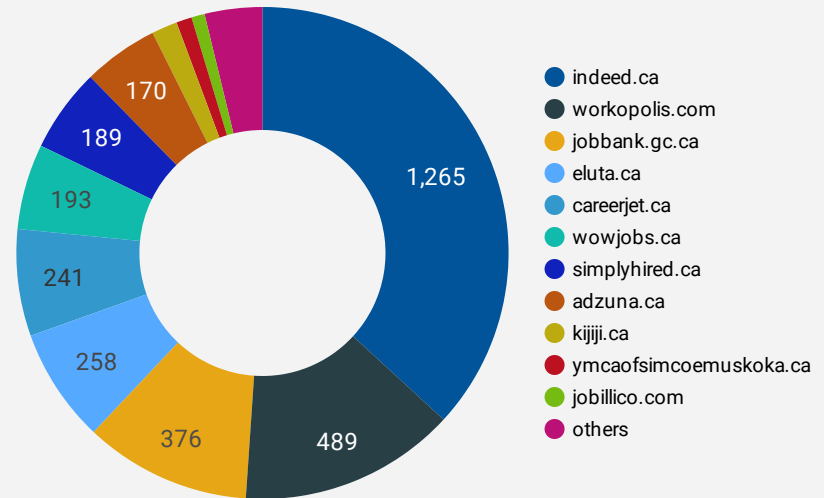
## JOB POSTINGS BY JOB BOARD

What share of unique job postings appear on each job board?



## COMPANIES BY JOB BOARD

What share of unique job postings appear on each job board?



## JOB POSTING DETAILS BY JOB BOARD

How does job posting activity differ by job board?

	JOB BOARD	POSTING COUNT	AVG POSTING LENGTH IN DAYS	MEDIAN POSTING LENGTH IN DAYS	# OF COMPANIES
1.	indeed.ca	2,820	18.1	18	1,265
2.	eluta.ca	1,213	18.6	18	258
3.	careerjet.ca	1,138	27.0	18	241
4.	workopolis.com	833	15.2	15	489
5.	jobbank.gc.ca	635	34.9	30	376
6.	adzuna.ca	605	15.2	15	170
7.	wowjobs.ca	367	16.6	16	193
8.	simplyhired.ca	278	15.0	15	189
9.	network.applytoeducation.com	177	9.6	7	4
10.	jobillico.com	133	19.9	15	30
11.	kijiji.ca	129	14.9	15	58
12.	ymcaofsimcoemuskoka.ca	62	67.9	45	35
13.	careerarc.com	49	38.7	32	13
14.	randstad.ca	39	30.6	15	1
15.	tracks.on.ca	34	26.8	29	23
16.	localwork.ca	30	28.4	31	19
17.	simcoe.hua.hrsmart.com	28	110.4	18	1