



JOB DEMAND REPORT

NOVEMBER 2021

Job posting data collected by Work in Simcoe County from job boards and employer websites who recruit candidates in Simcoe County.

HIGHLIGHTS

JOB POSTINGS BY THE NUMBERS				# OF DAYS POSTED	
TOTAL ACTIVE	NEW THIS MONTH	COMPANIES	JOB BOARDS	AVERAGE	MEDIAN
9,600	6,244	2,996	28	20.8	18

REPORT BUILDER

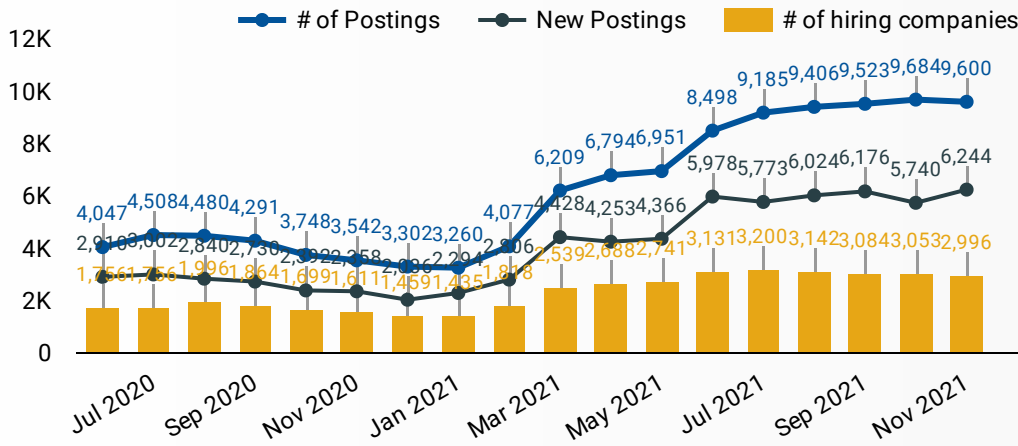
The default filter selection below will show all job demand data for the month. You can use the filters to create a customized report for the purpose of understanding a subset of the data.

MUNICIPALITY	JOB TYPE	JOB DURATION
JOB BOARD	ADDITIONAL LANGUA...	QUICK FIND
SKILL LEVEL		
SKILL TYPE NAME / 1-DIGIT NATIONAL OCCUPATIONAL CLASSIFICATION CODE		
MAJOR GROUP / 2-DIGIT NATIONAL OCCUPATIONAL CLASSIFICATION CODE		
MINOR GROUP / 3-DIGIT NATIONAL OCCUPATIONAL CLASSIFICATION CODE		
UNIT GROUP / 4-DIGIT NATIONAL OCCUPATIONAL CLASSIFICATION CODE		
COMPANY OR EMPLOYMENT AGENCY		



JOB POSTINGS BY MONTH

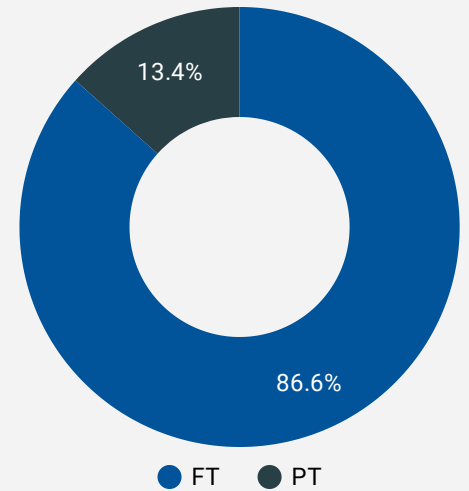
How many job postings were active for at least 1 day this month?



NOTE: This graph cannot be filtered using the controls on the cover page

JOB TYPE

Full-time vs Part-time



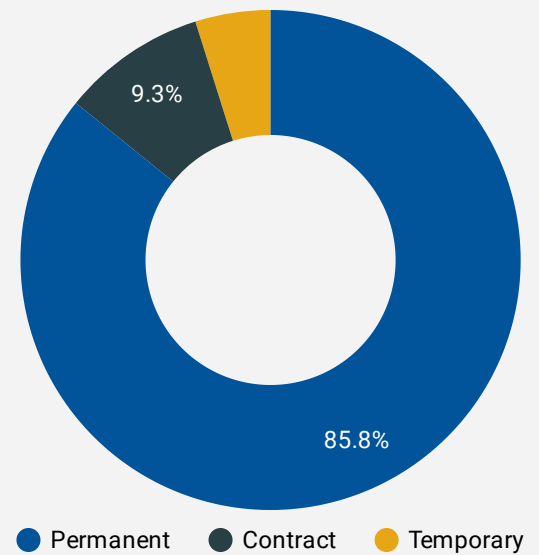
JOB POSTINGS BY MUNICIPALITY

Where are job opportunities being offered?

	MUNICIPALITY	POSTING COUNT	AVG POSTING LENGTH IN DAYS	MEDIAN POSTING LENGTH IN DAYS
1.	Barrie	4,346	19.7	18
2.	Orillia	953	20.4	18
3.	Collingwood	786	19.5	18
4.	Bradford West Gwillimbury	650	19.4	18
5.	New Tecumseth	608	21.8	18
6.	Innisfil	578	21.9	18
7.	Midland	465	22.4	18
8.	Springwater	223	24.4	18

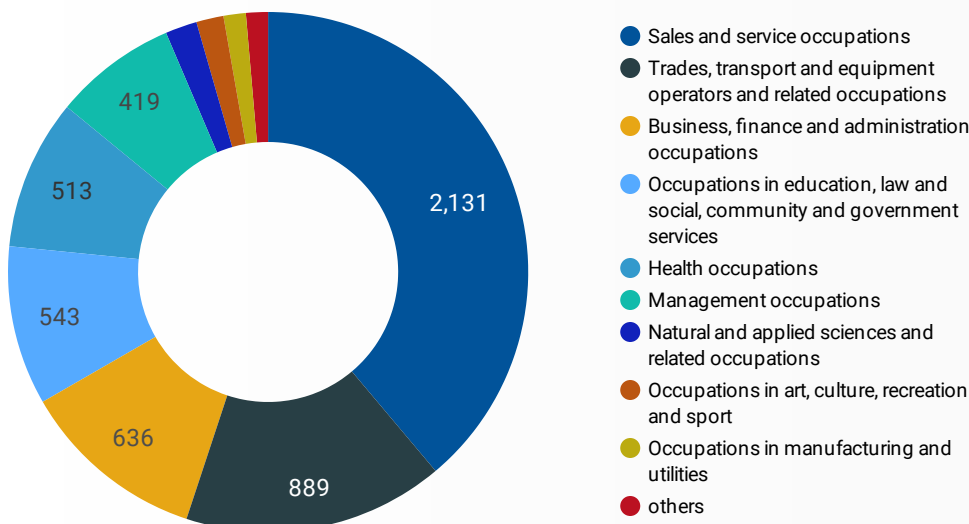
JOB DURATION

Permanency of jobs posted



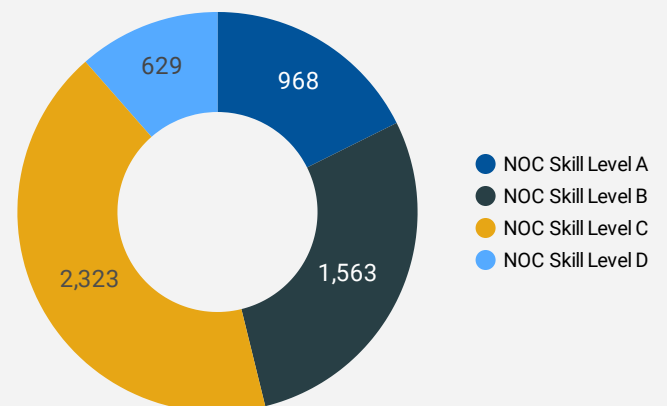
JOB POSTINGS BY SKILL TYPE

What skill type is being recruited?



JOB POSTINGS BY SKILL LEVEL

What education do occupations typically require?



Skill Level A = Usually University education | Skill Level B = Usually College education or Apprenticeship training | Skill Level C = Usually Secondary education or occupation-specific training | Skill Level D = Usually on-the-job training

TOP HIRING EMPLOYERS & AGENCIES

Who is hiring?

	COMPANY	MUNICIPALITY	POSTINGS	AVG POSTING LENGTH IN DAYS	MEDIAN POSTING LENGTH IN DAYS
1.	Simcoe County District School Board	Barrie	115	11.6	7
2.	Orillia Soldiers' Memorial Hospital	Orillia	111	15.6	18
3.	Simcoe County District School Board	Springwater	56	20.1	13
4.	Georgian Bay General Hospital	Midland	48	16.5	18
5.	Horseshoe Resort	Barrie	47	17.9	18
6.	Baxter International	New Tecumseth	46	19.7	18
7.	Royal Victoria Regional Health Centre	Barrie	45	17.0	18
8.	RONA inc.	Barrie	41	11.1	11
9.	Bell	Barrie	40	14.5	13
10.	Rona	Barrie	39	12.5	14
11.	Equest	Barrie	35	14.1	15
12.	Shoppers Drug Mart	Barrie	33	9.3	7
13.	Simcoe County District School Board	Bradford West Gwillimbury	33	11.3	8
14.	Waypoint Centre for Mental Health Care	Penetanguishene	32	18.0	18
15.	Canadian Forces Morale and Welfare Services - CFMWS	Borden	32	6.4	6
16.	Randstad Canada	Barrie	31	32.5	25
17.	City of Barrie	Barrie	30	16.3	16
18.	Collingwood General & Marine Hospital	Collingwood	30	12.9	11
19.	County of Simcoe	Springwater	29	65.1	18
20.	Simcoe County District School Board	Innisfil	28	10.8	8
21.	Sienna Living	Barrie	27	27.3	14
22.	Napoleon Products	Barrie	27	17.1	18
23.	Sienna Living	Bradford West Gwillimbury	26	36.1	28
24.	Lowe's Canada	Barrie	26	21.0	18
25.	Domenic Sanfilippo	Collingwood	26	22.3	32
26.	Crossroads Staffing	Orillia	25	12.0	9
27.	Royal Victoria Regional Health Centre / RVH	Barrie	25	18.0	18
28.	Scotiabank	Barrie	25	22.2	18
29.	Simcoe County District School Board	New Tecumseth	24	8.7	7
30.	The Group of Five	Barrie	24	15.0	10

TOP OCCUPATIONS BY SKILL LEVEL, FREQUENCY & DURATION

What jobs are in-demand and/or hard to fill?

	4-DIGIT NOC CODE	4-DIGIT NOC NAME	OCCUPATION'S SKILL LEVEL	POSTING COUNT	AVG POSTING LENGTH IN DAYS	MEDIAN POSTING LENGTH IN DAYS
1.	6421	Retail salespersons	NOC Skill Level C	559	19.2	18
2.	4412	Home support workers, housekeepers and related occupations	NOC Skill Level C	328	26.4	18
3.	6322	Cooks	NOC Skill Level B	232	27.1	18
4.	7452	Material handlers	NOC Skill Level C	211	18.9	18
5.	6552	Other customer and information services representatives	NOC Skill Level C	187	18.9	18
6.	621	Retail and wholesale trade managers	NOC Skill Level A	187	20.7	18
7.	3012	Registered nurses and registered psychiatric nurses	NOC Skill Level A	154	30.5	18
8.	6611	Cashiers	NOC Skill Level D	142	18.4	18
9.	6731	Light duty cleaners	NOC Skill Level D	129	20.0	18
10.	7514	Delivery and courier service drivers	NOC Skill Level C	117	17.1	18
11.	1241	Administrative assistants	NOC Skill Level B	115	18.0	18
12.	6711	Food counter attendants, kitchen helpers and related support occupations	NOC Skill Level D	98	23.7	18
13.	6513	Food and beverage servers	NOC Skill Level C	96	17.9	18
14.	6541	Security guards and related security service occupations	NOC Skill Level C	94	21.3	18
15.	1114	Other financial officers	NOC Skill Level A	83	19.0	18
16.	7511	Transport truck drivers	NOC Skill Level C	77	16.4	18
17.	6222	Retail and wholesale buyers	NOC Skill Level B	72	19.4	18
18.	1414	Receptionists	NOC Skill Level C	63	18.3	18
19.	6311	Food service supervisors	NOC Skill Level B	61	52.8	55
20.	6622	Store shelf stockers, clerks and order fillers	NOC Skill Level D	61	15.4	15
21.	7271	Carpenters	NOC Skill Level B	58	20.5	18
22.	3219	Other medical technologists and technicians (except dental health)	NOC Skill Level B	57	16.8	18
23.	6733	Janitors, caretakers and building superintendents	NOC Skill Level D	57	27.0	18
24.	1521	Shippers and receivers	NOC Skill Level C	57	19.1	18
25.	6321	Chefs	NOC Skill Level B	50	23.0	18
26.	4214	Early childhood educators and assistants	NOC Skill Level B	49	18.1	16
27.	8431	General farm workers	NOC Skill Level C	44	39.6	32
28.	5254	Program leaders and instructors in recreation, sport and fitness	NOC Skill Level B	39	20.0	18

JOB POSTINGS BY 3-DIGIT NATIONAL OCCUPATION CLASSIFICATION

What jobs are hard to fill and/or in-demand?

	3-DIGIT NOC CODE	3-DIGIT NOC NAME	OCCUPATION'S SKILL LEVEL	POSTING COUNT	AVG POSTING LENGTH IN DAYS	MEDIAN POSTING LENGTH IN DAYS
1.	642	Retail salespersons	NOC Skill Level C	559	19.2	18
2.	441	Home care providers and educational support occupations	NOC Skill Level C	362	25.5	18
3.	632	Chefs and cooks	NOC Skill Level B	282	26.3	18
4.	751	Motor vehicle and transit drivers	NOC Skill Level C	215	17.4	18
5.	745	Longshore workers and material handlers	NOC Skill Level C	211	18.9	18
6.	673	Cleaners	NOC Skill Level D	205	21.8	18
7.	655	Customer and information services representatives	NOC Skill Level C	189	18.9	18
8.	062	Retail and wholesale trade managers	NOC Skill Level A	187	20.7	18
9.	301	Professional occupations in nursing	NOC Skill Level A	154	30.5	18
10.	651	Occupations in food and beverage service	NOC Skill Level C	149	18.4	18
11.	661	Cashiers	NOC Skill Level D	142	18.4	18
12.	124	Office administrative assistants - general, legal and medical	NOC Skill Level B	125	18.1	18
13.	421	Paraprofessional occupations in legal, social, community and education services	NOC Skill Level B	108	18.1	18
14.	111	Auditors, accountants and investment professionals	NOC Skill Level A	107	20.3	18
15.	141	General office workers	NOC Skill Level C	102	18.6	18
16.	321	Medical technologists and technicians (except dental health)	NOC Skill Level B	98	16.3	18
17.	671	Food counter attendants, kitchen helpers and related support occupations	NOC Skill Level D	98	23.7	18
18.	654	Security guards and related security service occupations	NOC Skill Level C	94	21.3	18
19.	152	Supply chain logistics, tracking and scheduling co-ordination occupations	NOC Skill Level C	81	18.6	18
20.	631	Service supervisors	NOC Skill Level B	77	46.8	50
21.	662	Other sales support and related occupations	NOC Skill Level D	73	15.9	15
22.	622	Technical sales specialists in wholesale trade and retail and wholesale buyers	NOC Skill Level B	72	19.4	18
23.	341	Assisting occupations in support of health services	NOC Skill Level C	71	21.2	18
24.	723	Machining, metal forming, shaping and erecting trades	NOC Skill Level B	71	26.3	18
25.	323	Other technical occupations in health care	NOC Skill Level B	66	29.6	18
26.	727	Carpenters and cabinetmakers	NOC Skill Level B	63	21.4	18

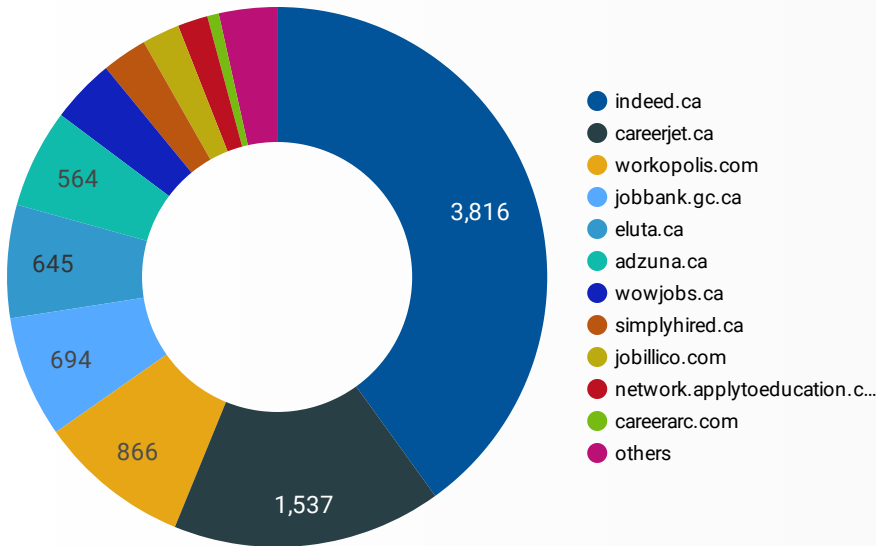
JOB POSTINGS BY 2-DIGIT NATIONAL OCCUPATION CLASSIFICATION

What jobs are hard to fill and/or in-demand?

	2-DIGIT NOC CODE	2-DIGIT NOC NAME	OCCUPATION'S SKILL LEVEL	POSTING COUNT	AVG POSTING LENGTH IN DAYS	MEDIAN POSTING LENGTH IN DAYS
1.	64	Sales representatives and salespersons - wholesale and retail trade	NOC Skill Level C	569	19.3	18
2.	65	Service representatives and other customer and personal services occupations	NOC Skill Level C	477	19.2	18
3.	63	Service supervisors and specialized service occupations	NOC Skill Level B	390	29.9	18
4.	44	Care providers and educational, legal and public protection support occupations	NOC Skill Level C	365	25.4	18
5.	67	Service support and other service occupations, n.e.c.	NOC Skill Level D	324	22.1	18
6.	72	Industrial, electrical and construction trades	NOC Skill Level B	260	25.5	18
7.	75	Transport and heavy equipment operation and related maintenance occupations	NOC Skill Level C	249	18.1	18
8.	74	Other installers, repairers and servicers and material handlers	NOC Skill Level C	238	18.9	18
9.	06	Middle management occupations in retail and wholesale trade and customer services	NOC Skill Level A	227	21.3	18
10.	66	Sales support occupations	NOC Skill Level D	215	17.5	16
11.	12	Administrative and financial supervisors and administrative occupations	NOC Skill Level B	211	19.3	18
12.	32	Technical occupations in health	NOC Skill Level B	173	22.6	18
13.	62	Retail sales supervisors and specialized sales occupations	NOC Skill Level B	156	20.7	18
14.	14	Office support occupations	NOC Skill Level C	156	17.6	18
15.	30	Professional occupations in nursing	NOC Skill Level A	154	30.5	18
16.	11	Professional occupations in business and finance	NOC Skill Level A	128	20.7	18
17.	31	Professional occupations in health (except nursing)	NOC Skill Level A	115	21.9	18
18.	42	Paraprofessional occupations in legal, social, community and education services	NOC Skill Level B	108	18.1	18
19.	15	Distribution, tracking and scheduling co-ordination occupations	NOC Skill Level C	102	20.2	18
20.	73	Maintenance and equipment operation trades	NOC Skill Level B	100	27.4	18
21.	01	Senior managers - construction, transportation, production and utilities	NOC Skill Level A	87	22.9	18
22.	52	Technical occupations in art, culture, recreation and sport	NOC Skill Level B	72	18.1	18
23.	34	Assisting occupations in support of health services	NOC Skill Level C	71	21.2	18
24.	41	Professional occupations in law and social, community and government services	NOC Skill Level A	64	28.8	18
25.	01	Professional occupations in natural and applied	NOC Skill Level A	60	20.0	18

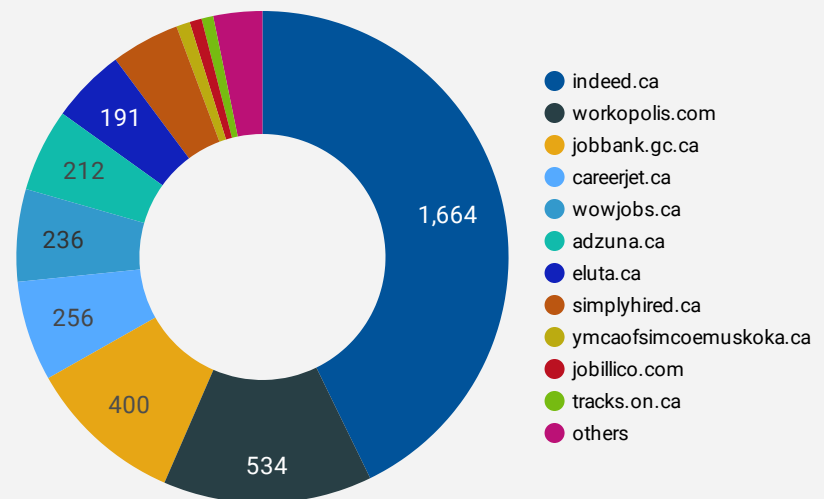
JOB POSTINGS BY JOB BOARD

What share of unique job postings appear on each job board?



COMPANIES BY JOB BOARD

What share of unique job postings appear on each job board?



JOB POSTING DETAILS BY JOB BOARD

How does job posting activity differ by job board?

	JOB BOARD	POSTING COUNT	AVG POSTING LENGTH IN DAYS	MEDIAN POSTING LENGTH IN DAYS	# OF COMPANIES
1.	indeed.ca	3,816	18.3	18	1,664
2.	careerjet.ca	1,537	22.6	14	256
3.	workopolis.com	866	15.2	15	534
4.	jobbank.gc.ca	694	34.2	29	400
5.	eluta.ca	645	25.3	18	191
6.	adzuna.ca	564	15.8	15	212
7.	wowjobs.ca	366	16.1	16	236
8.	simplyhired.ca	258	15.3	15	175
9.	jobillico.com	214	12.0	9	31
10.	network.applytoeducation.com	172	6.4	7	4
11.	careerarc.com	66	31.1	23	12
12.	ymcaofsimcoemuskoka.ca	52	65.2	55	35
13.	tracks.on.ca	45	28.6	31	30
14.	randstad.ca	44	33.7	26	1
15.	localwork.ca	36	32.6	31	27
16.	jobboard.focuscdc.on.ca	30	28.0	31	18
17.	simcoe.hua.hrsmart.com	26	109.0	21	1