

JOB DEMAND REPORT

OCTOBER 2021

Job posting data collected by Work in Simcoe County from job boards and employer websites who recruit candidates in Simcoe County.

HIGHLIGHTS

JOB POSTINGS BY THE NUMBERS				# OF DAYS POSTED	
TOTAL ACTIVE	NEW THIS MONTH	COMPANIES	JOB BOARDS	AVERAGE	MEDIAN
9,684	5,740	3,053	28	18.5	18

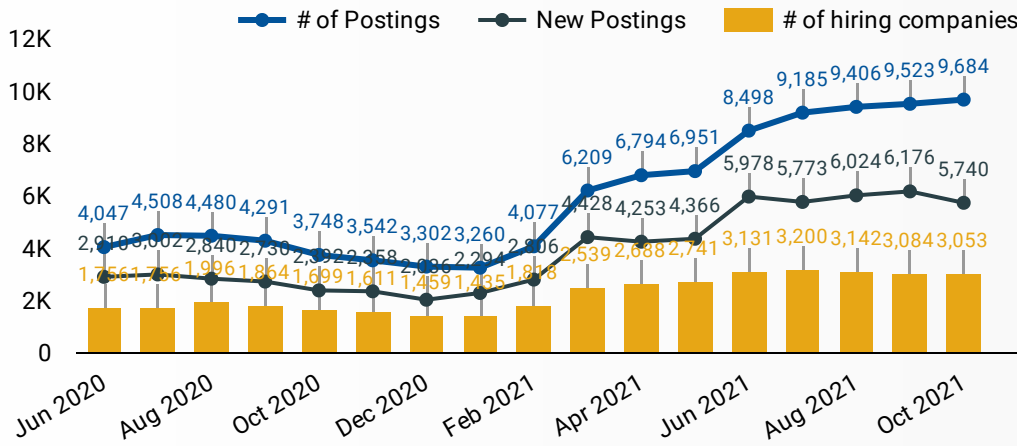
REPORT BUILDER

The default filter selection below will show all job demand data for the month. You can use the filters to create a customized report for the purpose of understanding a subset of the data.

MUNICIPALITY	JOB TYPE	JOB DURATION
JOB BOARD	ADDITIONAL LANGUA...	QUICK FIND
SKILL LEVEL		
SKILL TYPE NAME / 1-DIGIT NATIONAL OCCUPATIONAL CLASSIFICATION CODE		
MAJOR GROUP / 2-DIGIT NATIONAL OCCUPATIONAL CLASSIFICATION CODE		
MINOR GROUP / 3-DIGIT NATIONAL OCCUPATIONAL CLASSIFICATION CODE		
UNIT GROUP / 4-DIGIT NATIONAL OCCUPATIONAL CLASSIFICATION CODE		
COMPANY OR EMPLOYMENT AGENCY		

JOB POSTINGS BY MONTH

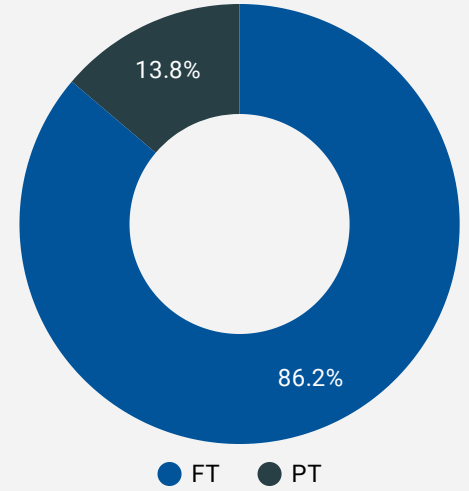
How many job postings were active for at least 1 day this month?



NOTE: This graph cannot be filtered using the controls on the cover page

JOB TYPE

Full-time vs Part-time



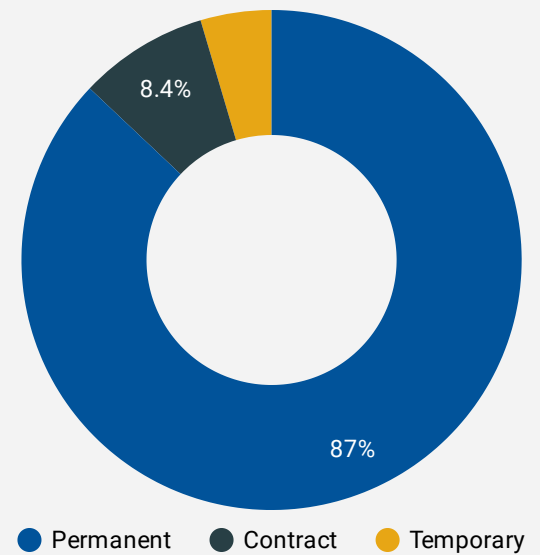
JOB POSTINGS BY MUNICIPALITY

Where are job opportunities being offered?

	MUNICIPALITY	POSTING COUNT	AVG POSTING LENGTH IN DAYS	MEDIAN POSTING LENGTH IN DAYS
1.	Barrie	4,216	18.1	18
2.	Orillia	980	17.7	18
3.	Collingwood	843	19.3	18
4.	New Tecumseth	672	17.8	18
5.	Bradford West Gwillimbury	616	17.7	18
6.	Innisfil	601	19.4	18
7.	Midland	433	20.3	18
8.	Springwater	209	16.5	18

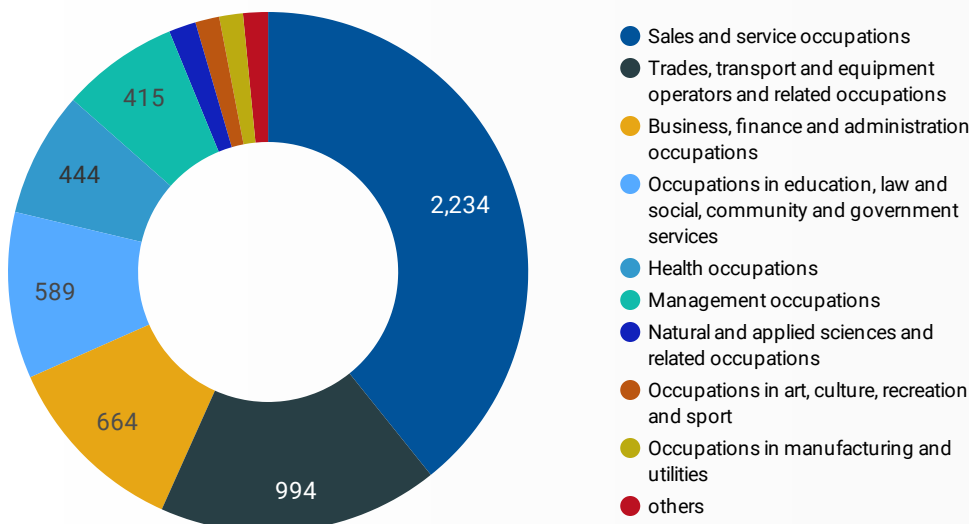
JOB DURATION

Permanency of jobs posted



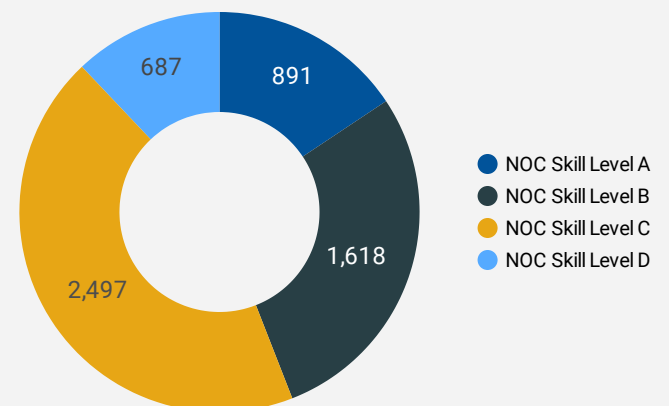
JOB POSTINGS BY SKILL TYPE

What skill type is being recruited?



JOB POSTINGS BY SKILL LEVEL

What education do occupations typically require?



Skill Level A = Usually University education | Skill Level B = Usually College education or Apprenticeship training | Skill Level C = Usually Secondary education or occupation-specific training | Skill Level D = Usually on-the-job training

TOP HIRING EMPLOYERS & AGENCIES

Who is hiring?

	COMPANY	MUNICIPALITY	POSTINGS	AVG POSTING LENGTH IN DAYS	MEDIAN POSTING LENGTH IN DAYS
1.	Simcoe County District School Board	Barrie	101	7.9	7
2.	Orillia Soldiers' Memorial Hospital	Orillia	96	13.1	13
3.	Friday Harbour Resort	Innisfil	49	21.8	18
4.	Royal Victoria Regional Health Centre	Barrie	47	17.9	18
5.	Horseshoe Resort	Barrie	47	17.5	18
6.	Tracks	Collingwood	46	30.3	32
7.	Simcoe County District School Board	Springwater	45	19.1	8
8.	Walmart	Orillia	45	5.4	3
9.	Bell	Barrie	43	21.1	18
10.	Georgian Bay General Hospital	Midland	39	16.3	15
11.	City of Barrie	Barrie	38	16.1	16
12.	Baxter International	New Tecumseth	36	17.5	18
13.	Staples	Collingwood	35	10.1	10
14.	AppleOne	Barrie	33	16.9	16
15.	Napoleon Products	Barrie	31	15.5	18
16.	Staples Canada	Collingwood	31	17.5	18
17.	Sienna Living	Barrie	31	19.8	12
18.	Shoppers Drug Mart	Barrie	30	8.6	6
19.	Rona	Barrie	29	15.2	16
20.	Equest	Barrie	28	10.6	15
21.	Sienna Senior Living	Barrie	27	17.5	18
22.	La Source	Barrie	25	17.8	17
23.	Sienna Living	Bradford West Gwillimbury	24	35.8	31
24.	Simcoe County District School Board	Bradford West Gwillimbury	24	6.3	5
25.	Reinhart Foods Limited	Clearview	23	16.4	17
26.	The Source (Bell) Electronics Inc.	Barrie	23	17.8	18
27.	Randstad Canada	Barrie	23	16.9	13
28.	The Staffing Connection	Barrie	22	26.2	31
29.	Mill Creek	Barrie	22	13.7	15
30.	Friday Harbour	Innisfil	22	12.8	15

TOP OCCUPATIONS BY SKILL LEVEL, FREQUENCY & DURATION

What jobs are in-demand and/or hard to fill?

	4-DIGIT NOC CODE	4-DIGIT NOC NAME	OCCUPATION'S SKILL LEVEL	POSTING COUNT	AVG POSTING LENGTH IN DAYS	MEDIAN POSTING LENGTH IN DAYS
1.	6421	Retail salespersons	NOC Skill Level C	579	16.5	18
2.	4412	Home support workers, housekeepers and related occupations	NOC Skill Level C	345	21.4	18
3.	7452	Material handlers	NOC Skill Level C	244	14.4	18
4.	6322	Cooks	NOC Skill Level B	227	21.4	18
5.	621	Retail and wholesale trade managers	NOC Skill Level A	198	18.7	18
6.	6552	Other customer and information services representatives	NOC Skill Level C	197	17.6	18
7.	6611	Cashiers	NOC Skill Level D	149	16.5	18
8.	6731	Light duty cleaners	NOC Skill Level D	135	18.6	18
9.	3012	Registered nurses and registered psychiatric nurses	NOC Skill Level A	125	21.6	15
10.	7514	Delivery and courier service drivers	NOC Skill Level C	122	17.5	18
11.	1241	Administrative assistants	NOC Skill Level B	118	18.3	18
12.	6513	Food and beverage servers	NOC Skill Level C	107	17.7	18
13.	6711	Food counter attendants, kitchen helpers and related support occupations	NOC Skill Level D	101	22.0	18
14.	7511	Transport truck drivers	NOC Skill Level C	91	18.7	18
15.	6222	Retail and wholesale buyers	NOC Skill Level B	87	17.2	17
16.	1414	Receptionists	NOC Skill Level C	79	18.9	18
17.	7271	Carpenters	NOC Skill Level B	73	19.6	18
18.	6541	Security guards and related security service occupations	NOC Skill Level C	68	20.4	18
19.	6311	Food service supervisors	NOC Skill Level B	64	35.0	18
20.	1114	Other financial officers	NOC Skill Level A	63	19.0	18
21.	6622	Store shelf stockers, clerks and order fillers	NOC Skill Level D	62	14.9	16
22.	1521	Shippers and receivers	NOC Skill Level C	60	17.8	18
23.	6211	Retail sales supervisors	NOC Skill Level B	58	23.1	18
24.	6733	Janitors, caretakers and building superintendents	NOC Skill Level D	52	18.1	18
25.	6321	Chefs	NOC Skill Level B	52	22.2	17
26.	3219	Other medical technologists and technicians (except dental health)	NOC Skill Level B	51	13.7	15
27.	4214	Early childhood educators and assistants	NOC Skill Level B	48	18.0	16
28.	7611	Construction trades helpers and labourers	NOC Skill Level D	47	26.6	18

JOB POSTINGS BY 3-DIGIT NATIONAL OCCUPATION CLASSIFICATION

What jobs are hard to fill and/or in-demand?

	3-DIGIT NOC CODE	3-DIGIT NOC NAME	OCCUPATION'S SKILL LEVEL	POSTING COUNT	AVG POSTING LENGTH IN DAYS	MEDIAN POSTING LENGTH IN DAYS
1.	642	Retail salespersons	NOC Skill Level C	579	16.5	18
2.	441	Home care providers and educational support occupations	NOC Skill Level C	383	20.5	18
3.	632	Chefs and cooks	NOC Skill Level B	279	21.6	18
4.	751	Motor vehicle and transit drivers	NOC Skill Level C	247	18.3	18
5.	745	Longshore workers and material handlers	NOC Skill Level C	244	14.4	18
6.	673	Cleaners	NOC Skill Level D	213	18.6	18
7.	655	Customer and information services representatives	NOC Skill Level C	201	17.9	18
8.	062	Retail and wholesale trade managers	NOC Skill Level A	198	18.7	18
9.	651	Occupations in food and beverage service	NOC Skill Level C	168	18.2	18
10.	661	Cashiers	NOC Skill Level D	149	16.5	18
11.	421	Paraprofessional occupations in legal, social, community and education services	NOC Skill Level B	129	18.4	18
12.	124	Office administrative assistants - general, legal and medical	NOC Skill Level B	127	18.3	18
13.	301	Professional occupations in nursing	NOC Skill Level A	126	21.5	15
14.	141	General office workers	NOC Skill Level C	122	18.9	18
15.	671	Food counter attendants, kitchen helpers and related support occupations	NOC Skill Level D	101	22.0	18
16.	111	Auditors, accountants and investment professionals	NOC Skill Level A	94	20.5	18
17.	622	Technical sales specialists in wholesale trade and retail and wholesale buyers	NOC Skill Level B	87	17.2	17
18.	152	Supply chain logistics, tracking and scheduling coordination occupations	NOC Skill Level C	86	18.3	18
19.	723	Machining, metal forming, shaping and erecting trades	NOC Skill Level B	83	23.9	18
20.	321	Medical technologists and technicians (except dental health)	NOC Skill Level B	82	15.4	15
21.	727	Carpenters and cabinetmakers	NOC Skill Level B	78	19.4	18
22.	631	Service supervisors	NOC Skill Level B	78	32.6	18
23.	662	Other sales support and related occupations	NOC Skill Level D	71	16.1	16
24.	341	Assisting occupations in support of health services	NOC Skill Level C	71	19.6	18
25.	654	Security guards and related security service occupations	NOC Skill Level C	68	20.4	18
26.	122	Administrative and regulatory occupations	NOC Skill Level B	67	22.1	18

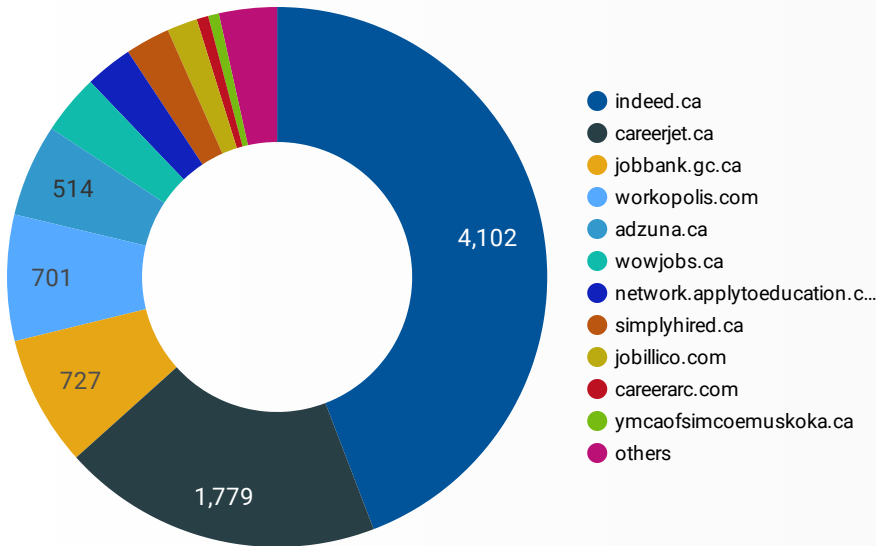
JOB POSTINGS BY 2-DIGIT NATIONAL OCCUPATION CLASSIFICATION

What jobs are hard to fill and/or in-demand?

	2-DIGIT NOC CODE	2-DIGIT NOC NAME	OCCUPATION'S SKILL LEVEL	POSTING COUNT	AVG POSTING LENGTH IN DAYS	MEDIAN POSTING LENGTH IN DAYS
1.	64	Sales representatives and salespersons - wholesale and retail trade	NOC Skill Level C	590	16.8	18
2.	65	Service representatives and other customer and personal services occupations	NOC Skill Level C	493	18.5	18
3.	63	Service supervisors and specialized service occupations	NOC Skill Level B	401	22.2	18
4.	44	Care providers and educational, legal and public protection support occupations	NOC Skill Level C	389	20.4	18
5.	67	Service support and other service occupations, n.e.c.	NOC Skill Level D	338	19.7	18
6.	75	Transport and heavy equipment operation and related maintenance occupations	NOC Skill Level C	297	18.3	18
7.	72	Industrial, electrical and construction trades	NOC Skill Level B	284	22.9	18
8.	74	Other installers, repairers and servicers and material handlers	NOC Skill Level C	275	15.2	18
9.	06	Middle management occupations in retail and wholesale trade and customer services	NOC Skill Level A	248	19.0	18
10.	66	Sales support occupations	NOC Skill Level D	220	16.3	17
11.	12	Administrative and financial supervisors and administrative occupations	NOC Skill Level B	214	19.6	18
12.	62	Retail sales supervisors and specialized sales occupations	NOC Skill Level B	192	19.6	18
13.	14	Office support occupations	NOC Skill Level C	169	18.5	18
14.	32	Technical occupations in health	NOC Skill Level B	152	19.1	18
15.	42	Paraprofessional occupations in legal, social, community and education services	NOC Skill Level B	129	18.4	18
16.	30	Professional occupations in nursing	NOC Skill Level A	126	21.5	15
17.	15	Distribution, tracking and scheduling co-ordination occupations	NOC Skill Level C	124	18.7	18
18.	11	Professional occupations in business and finance	NOC Skill Level A	119	20.5	18
19.	31	Professional occupations in health (except nursing)	NOC Skill Level A	95	21.5	18
20.	73	Maintenance and equipment operation trades	NOC Skill Level B	81	30.0	18
21.	34	Assisting occupations in support of health services	NOC Skill Level C	71	19.6	18
22.	01	Senior managers - construction, transportation, production and utilities	NOC Skill Level A	69	21.3	18
23.	52	Technical occupations in art, culture, recreation and sport	NOC Skill Level B	65	21.3	18
24.	41	Professional occupations in law and social, community and government services	NOC Skill Level A	63	33.1	18
25.	07	Managers in customer and personal services	NOC Skill Level A	57	18.0	18

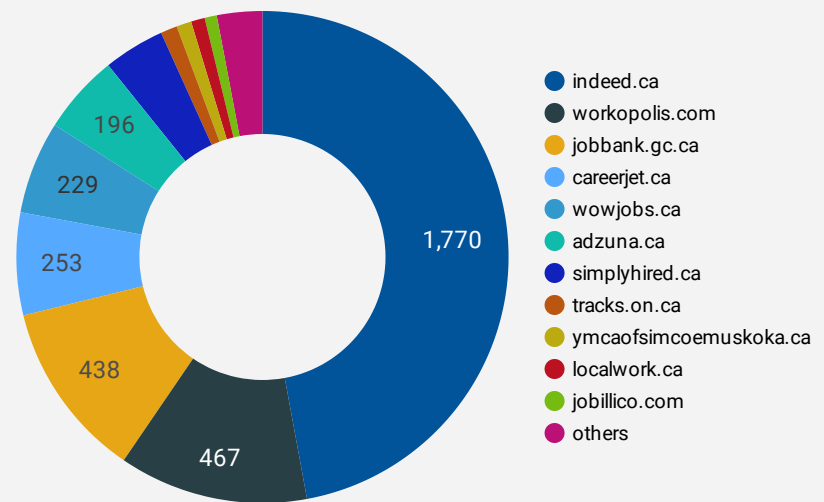
JOB POSTINGS BY JOB BOARD

What share of unique job postings appear on each job board?



COMPANIES BY JOB BOARD

What share of unique job postings appear on each job board?



JOB POSTING DETAILS BY JOB BOARD

How does job posting activity differ by job board?

	JOB BOARD	POSTING COUNT	AVG POSTING LENGTH IN DAYS	MEDIAN POSTING LENGTH IN DAYS	# OF COMPANIES
1.	indeed.ca	4,102	18.1	18	1,770
2.	careerjet.ca	1,779	17.7	12	253
3.	jobbank.gc.ca	727	30.4	23	438
4.	workopolis.com	701	15.5	15	467
5.	adzuna.ca	514	15.1	15	196
6.	wowjobs.ca	333	16.3	16	229
7.	network.applytoeducation.com	264	6.1	6	2
8.	simplyhired.ca	248	14.9	15	151
9.	jobillico.com	169	20.9	15	30
10.	careerarc.com	65	19.4	18	11
11.	ymcaofsimcoemuskoka.ca	60	57.3	35	37
12.	tracks.on.ca	58	28.7	31	41
13.	localwork.ca	58	36.2	33	34
14.	jobboard.focuscdc.on.ca	45	24.3	30	27
15.	agilec.ca	39	21.8	21	20
16.	randstad.ca	38	19.6	15	1
17.	barriecareercentre.com	24			17