

JOB DEMAND REPORT

SEPTEMBER 2021

Job posting data collected by Work in Simcoe County from job boards and employer websites who recruit candidates in Simcoe County.

HIGHLIGHTS

JOB POSTINGS BY THE NUMBERS				# OF DAYS POSTED	
TOTAL ACTIVE	NEW THIS MONTH	COMPANIES	JOB BOARDS	AVERAGE	MEDIAN
9,523	6,176	3,084	27	18.6	18

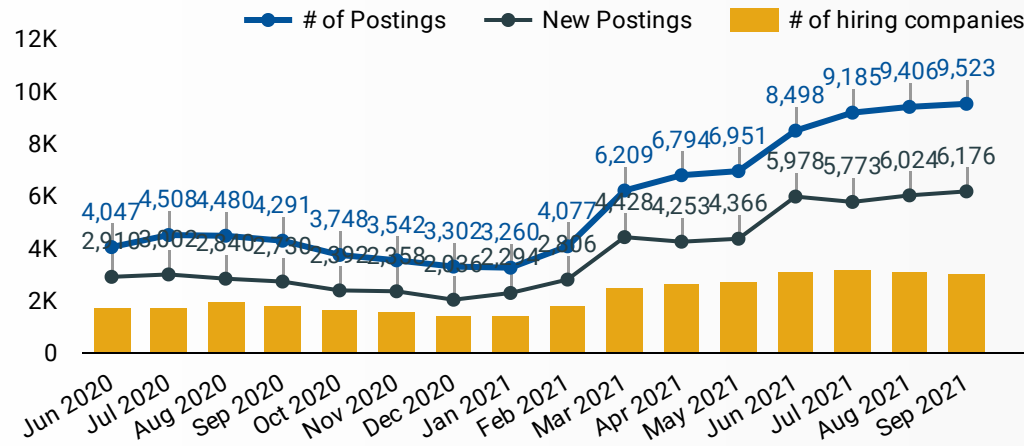
REPORT BUILDER

The default filter selection below will show all job demand data for the month. You can use the filters to create a customized report for the purpose of understanding a subset of the data.

MUNICIPALITY	JOB TYPE	JOB DURATION
JOB BOARD	ADDITIONAL LANGUA...	QUICK FIND
SKILL LEVEL		
SKILL TYPE NAME / 1-DIGIT NATIONAL OCCUPATIONAL CLASSIFICATION CODE		
MAJOR GROUP / 2-DIGIT NATIONAL OCCUPATIONAL CLASSIFICATION CODE		
MINOR GROUP / 3-DIGIT NATIONAL OCCUPATIONAL CLASSIFICATION CODE		
UNIT GROUP / 4-DIGIT NATIONAL OCCUPATIONAL CLASSIFICATION CODE		
COMPANY OR EMPLOYMENT AGENCY		

JOB POSTINGS BY MONTH

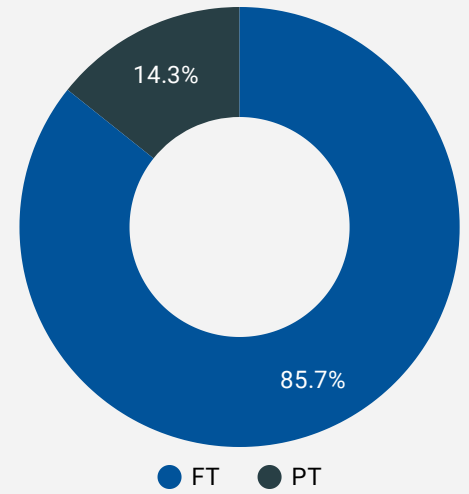
How many job postings were active for at least 1 day this month?



NOTE: This graph cannot be filtered using the controls on the cover page

JOB TYPE

Full-time vs Part-time



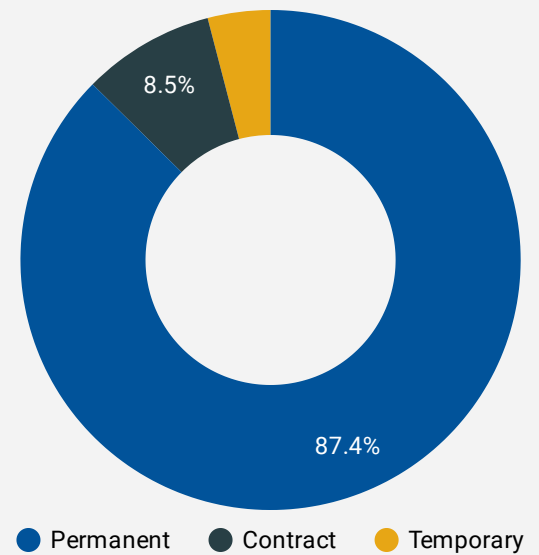
JOB POSTINGS BY MUNICIPALITY

Where are job opportunities being offered?

	MUNICIPALITY	POSTING COUNT	AVG POSTING LENGTH IN DAYS	MEDIAN POSTING LENGTH IN DAYS
1.	Barrie	4,128	18.1	17
2.	Orillia	950	17.8	17
3.	Collingwood	789	19.8	18
4.	Innisfil	624	18.8	18
5.	New Tecumseth	619	19.0	18
6.	Bradford West Gwillimbury	599	19.0	18
7.	Midland	424	19.6	18
8.	Clearview	201	17.1	16

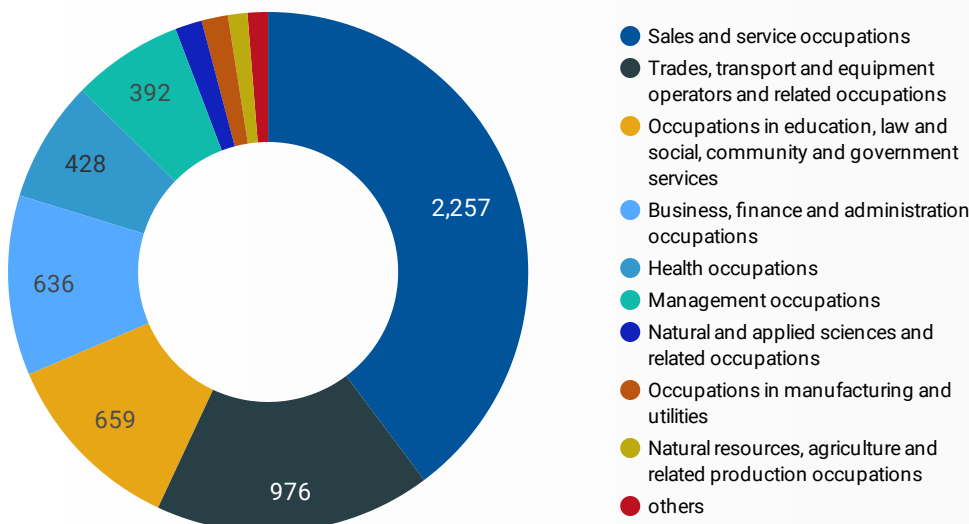
JOB DURATION

Permanency of jobs posted



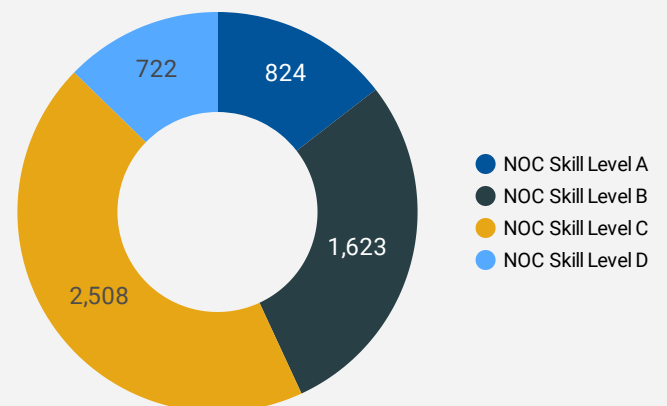
JOB POSTINGS BY SKILL TYPE

What skill type is being recruited?



JOB POSTINGS BY SKILL LEVEL

What education do occupations typically require?



Skill Level A = Usually University education | Skill Level B = Usually College education or Apprenticeship training | Skill Level C = Usually Secondary education or occupation-specific training | Skill Level D = Usually on-the-job training

TOP HIRING EMPLOYERS & AGENCIES

Who is hiring?

	COMPANY	MUNICIPALITY	POSTINGS	AVG POSTING LENGTH IN DAYS	MEDIAN POSTING LENGTH IN DAYS
1.	Simcoe County District School Board	Barrie	163	6.3	6
2.	Orillia Soldiers' Memorial Hospital	Orillia	74	14.6	15
3.	Friday Harbour Resort	Innisfil	63	18.8	18
4.	Tracks	Collingwood	55	30.4	32
5.	Simcoe County District School Board	Springwater	50	17.5	9
6.	Bell	Barrie	41	17.0	16
7.	Simcoe County District School Board	Orillia	39	5.5	5
8.	Simcoe County District School Board	New Tecumseth	37	5.5	5
9.	Staples Canada	Collingwood	35	17.9	18
10.	Simcoe County District School Board	Bradford West Gwillimbury	34	6.3	5
11.	Horseshoe Resort	Barrie	34	17.0	18
12.	Shoppers Drug Mart	Barrie	34	8.5	6
13.	Napoleon Products	Barrie	32	13.7	16
14.	Staples	Collingwood	30	14.4	16
15.	Equest	Barrie	29	21.5	15
16.	Sienna Living	Bradford West Gwillimbury	27	33.1	30
17.	Randstad Canada	Barrie	27	42.6	58
18.	Lowe's Canada	Barrie	27	16.6	16
19.	Royal Victoria Regional Health Centre	Barrie	27	18.2	18
20.	Lowe's	Barrie	26	12.4	12
21.	The Staffing Connection	Barrie	25	27.0	31
22.	Northwood	Oro-Medonte	24	3.7	2
23.	Sienna Living	Barrie	23	22.3	19
24.	Georgian Bay General Hospital	Midland	23	17.7	10
25.	The Source (Bell) Electronics Inc.	Barrie	23	17.4	18
26.	Career Solutions	Wasaga Beach	22	18.2	18
27.	Maple Leaf Foods	Bradford West Gwillimbury	22	19.5	18
28.	Swiss Chalet	Barrie	22	59.7	66
29.	Simcoe County District School Board	Midland	22	6.2	7
30.	Staples	Collingwood	22	18.2	18

TOP OCCUPATIONS BY SKILL LEVEL, FREQUENCY & DURATION

What jobs are in-demand and/or hard to fill?

	4-DIGIT NOC CODE	4-DIGIT NOC NAME	OCCUPATION'S SKILL LEVEL	POSTING COUNT	AVG POSTING LENGTH IN DAYS	MEDIAN POSTING LENGTH IN DAYS
1.	6421	Retail salespersons	NOC Skill Level C	488	18.1	18
2.	4412	Home support workers, housekeepers and related occupations	NOC Skill Level C	378	20.0	18
3.	6322	Cooks	NOC Skill Level B	260	22.0	18
4.	6552	Other customer and information services representatives	NOC Skill Level C	233	15.8	15
5.	7452	Material handlers	NOC Skill Level C	228	16.5	16
6.	621	Retail and wholesale trade managers	NOC Skill Level A	179	19.1	18
7.	6513	Food and beverage servers	NOC Skill Level C	157	20.2	18
8.	6731	Light duty cleaners	NOC Skill Level D	146	18.0	18
9.	6611	Cashiers	NOC Skill Level D	146	18.1	17
10.	6711	Food counter attendants, kitchen helpers and related support occupations	NOC Skill Level D	128	20.3	18
11.	1241	Administrative assistants	NOC Skill Level B	118	17.5	18
12.	7514	Delivery and courier service drivers	NOC Skill Level C	116	18.3	17
13.	3012	Registered nurses and registered psychiatric nurses	NOC Skill Level A	107	19.9	14
14.	7511	Transport truck drivers	NOC Skill Level C	97	17.8	18
15.	7271	Carpenters	NOC Skill Level B	87	20.2	18
16.	6222	Retail and wholesale buyers	NOC Skill Level B	76	15.2	15
17.	1414	Receptionists	NOC Skill Level C	69	17.9	18
18.	1521	Shippers and receivers	NOC Skill Level C	60	16.5	18
19.	7611	Construction trades helpers and labourers	NOC Skill Level D	57	26.4	18
20.	6311	Food service supervisors	NOC Skill Level B	57	39.5	30
21.	4214	Early childhood educators and assistants	NOC Skill Level B	57	15.2	16
22.	1114	Other financial officers	NOC Skill Level A	56	15.0	15
23.	6541	Security guards and related security service occupations	NOC Skill Level C	55	18.9	18
24.	3219	Other medical technologists and technicians (except dental health)	NOC Skill Level B	53	14.2	16
25.	6622	Store shelf stockers, clerks and order fillers	NOC Skill Level D	51	15.6	15
26.	4413	Elementary and secondary school teacher assistants	NOC Skill Level C	49	10.1	7
27.	6211	Retail sales supervisors	NOC Skill Level B	48	26.9	18
28.	1411	General office support workers	NOC Skill Level C	47	15.8	18

JOB POSTINGS BY 3-DIGIT NATIONAL OCCUPATION CLASSIFICATION

What jobs are hard to fill and/or in-demand?

	3-DIGIT NOC CODE	3-DIGIT NOC NAME	OCCUPATION'S SKILL LEVEL	POSTING COUNT	AVG POSTING LENGTH IN DAYS	MEDIAN POSTING LENGTH IN DAYS
1.	642	Retail salespersons	NOC Skill Level C	488	18.1	18
2.	441	Home care providers and educational support occupations	NOC Skill Level C	431	18.9	17
3.	632	Chefs and cooks	NOC Skill Level B	300	22.4	18
4.	751	Motor vehicle and transit drivers	NOC Skill Level C	245	18.3	18
5.	655	Customer and information services representatives	NOC Skill Level C	237	15.8	15
6.	651	Occupations in food and beverage service	NOC Skill Level C	236	20.6	18
7.	745	Longshore workers and material handlers	NOC Skill Level C	229	16.6	16
8.	673	Cleaners	NOC Skill Level D	221	17.9	18
9.	062	Retail and wholesale trade managers	NOC Skill Level A	179	19.1	18
10.	421	Paraprofessional occupations in legal, social, community and education services	NOC Skill Level B	149	16.3	18
11.	661	Cashiers	NOC Skill Level D	146	18.1	17
12.	671	Food counter attendants, kitchen helpers and related support occupations	NOC Skill Level D	128	20.3	18
13.	124	Office administrative assistants - general, legal and medical	NOC Skill Level B	127	17.5	18
14.	141	General office workers	NOC Skill Level C	118	17.4	18
15.	301	Professional occupations in nursing	NOC Skill Level A	108	19.8	14
16.	111	Auditors, accountants and investment professionals	NOC Skill Level A	93	19.0	16
17.	727	Carpenters and cabinetmakers	NOC Skill Level B	90	20.1	18
18.	723	Machining, metal forming, shaping and erecting trades	NOC Skill Level B	88	23.5	18
19.	152	Supply chain logistics, tracking and scheduling coordination occupations	NOC Skill Level C	87	17.6	18
20.	622	Technical sales specialists in wholesale trade and retail and wholesale buyers	NOC Skill Level B	80	15.9	15
21.	321	Medical technologists and technicians (except dental health)	NOC Skill Level B	79	16.0	17
22.	341	Assisting occupations in support of health services	NOC Skill Level C	79	20.5	18
23.	631	Service supervisors	NOC Skill Level B	76	34.2	18
24.	323	Other technical occupations in health care	NOC Skill Level B	68	26.2	18
25.	662	Other sales support and related occupations	NOC Skill Level D	61	15.5	15
26.	761	Trades helpers and labourers	NOC Skill Level D	58	26.4	18
27.	122	Administrative and regulatory occupations	NOC Skill Level B	56	21.1	18

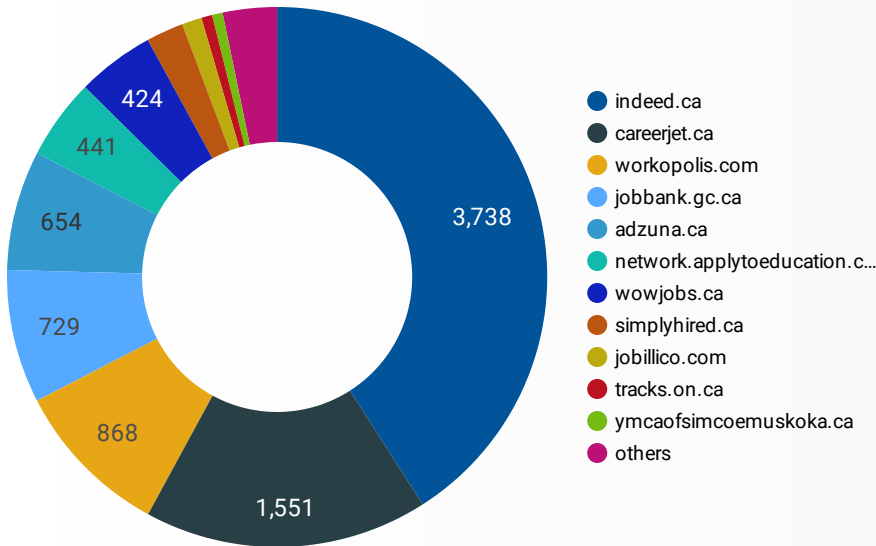
JOB POSTINGS BY 2-DIGIT NATIONAL OCCUPATION CLASSIFICATION

What jobs are hard to fill and/or in-demand?

	2-DIGIT NOC CODE	2-DIGIT NOC NAME	OCCUPATION'S SKILL LEVEL	POSTING COUNT	AVG POSTING LENGTH IN DAYS	MEDIAN POSTING LENGTH IN DAYS
1.	65	Service representatives and other customer and personal services occupations	NOC Skill Level C	588	18.4	18
2.	64	Sales representatives and salespersons - wholesale and retail trade	NOC Skill Level C	501	18.2	18
3.	44	Care providers and educational, legal and public protection support occupations	NOC Skill Level C	434	18.9	17
4.	63	Service supervisors and specialized service occupations	NOC Skill Level B	410	23.9	18
5.	67	Service support and other service occupations, n.e.c.	NOC Skill Level D	369	18.8	18
6.	75	Transport and heavy equipment operation and related maintenance occupations	NOC Skill Level C	292	18.4	18
7.	72	Industrial, electrical and construction trades	NOC Skill Level B	290	21.9	18
8.	74	Other installers, repairers and servicers and material handlers	NOC Skill Level C	251	17.3	17
9.	06	Middle management occupations in retail and wholesale trade and customer services	NOC Skill Level A	214	19.7	18
10.	66	Sales support occupations	NOC Skill Level D	207	17.3	16
11.	12	Administrative and financial supervisors and administrative occupations	NOC Skill Level B	202	18.6	18
12.	62	Retail sales supervisors and specialized sales occupations	NOC Skill Level B	182	19.7	16
13.	14	Office support occupations	NOC Skill Level C	164	17.7	18
14.	32	Technical occupations in health	NOC Skill Level B	152	20.5	18
15.	42	Paraprofessional occupations in legal, social, community and education services	NOC Skill Level B	149	16.3	18
16.	15	Distribution, tracking and scheduling co-ordination occupations	NOC Skill Level C	122	17.8	18
17.	11	Professional occupations in business and finance	NOC Skill Level A	110	19.6	16
18.	30	Professional occupations in nursing	NOC Skill Level A	108	19.8	14
19.	31	Professional occupations in health (except nursing)	NOC Skill Level A	89	19.0	16
20.	34	Assisting occupations in support of health services	NOC Skill Level C	79	20.5	18
21.	73	Maintenance and equipment operation trades	NOC Skill Level B	78	29.2	18
22.	01	Senior managers - construction, transportation, production and utilities	NOC Skill Level A	70	23.2	17
23.	76	Trades helpers, construction labourers and related occupations	NOC Skill Level D	65	25.3	18
24.	41	Professional occupations in law and social, community and government services	NOC Skill Level A	63	27.7	16
25.	00	Technical occupations related to natural and	NOC Skill Level B	61	22.2	18

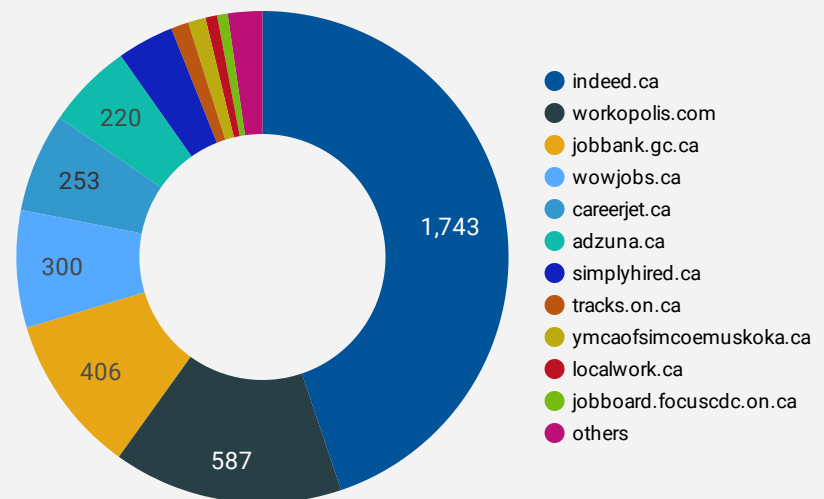
JOB POSTINGS BY JOB BOARD

What share of unique job postings appear on each job board?



COMPANIES BY JOB BOARD

What share of unique job postings appear on each job board?



JOB POSTING DETAILS BY JOB BOARD

How does job posting activity differ by job board?

	JOB BOARD	POSTING COUNT	AVG POSTING LENGTH IN DAYS	MEDIAN POSTING LENGTH IN DAYS	# OF COMPANIES
1.	indeed.ca	3,738	18.4	18	1,743
2.	careerjet.ca	1,551	18.8	13	253
3.	workopolis.com	868	15.4	15	587
4.	jobbank.gc.ca	729	27.5	17	406
5.	adzuna.ca	654	15.6	15	220
6.	network.applytoeducation.com	441	6.8	6	5
7.	wowjobs.ca	424	16.3	16	300
8.	simplyhired.ca	204	15.7	16	145
9.	jobillico.com	109	26.3	23	22
10.	tracks.on.ca	59	30.1	31	45
11.	ymcaofsimcoemuskota.ca	58	42.1	33	45
12.	localwork.ca	54	30.8	31	30
13.	randstad.ca	53	42.3	56	1
14.	careerarc.com	53	21.7	15	10
15.	jobboard.focuscdc.on.ca	47	25.4	30	27
16.	agilec.ca	36	14.3	3	16
17.	careerowl.ca	10	74.4	62	8