

JOB DEMAND REPORT

JULY 2021

Job posting data collected by Work in Simcoe County from job boards and employer websites who recruit candidates in Simcoe County.

HIGHLIGHTS

JOB POSTINGS BY THE NUMBERS				# OF DAYS POSTED	
TOTAL ACTIVE	NEW THIS MONTH	COMPANIES	JOB BOARDS	AVERAGE	MEDIAN
9,185	5,773	3,200	29	18.0	18

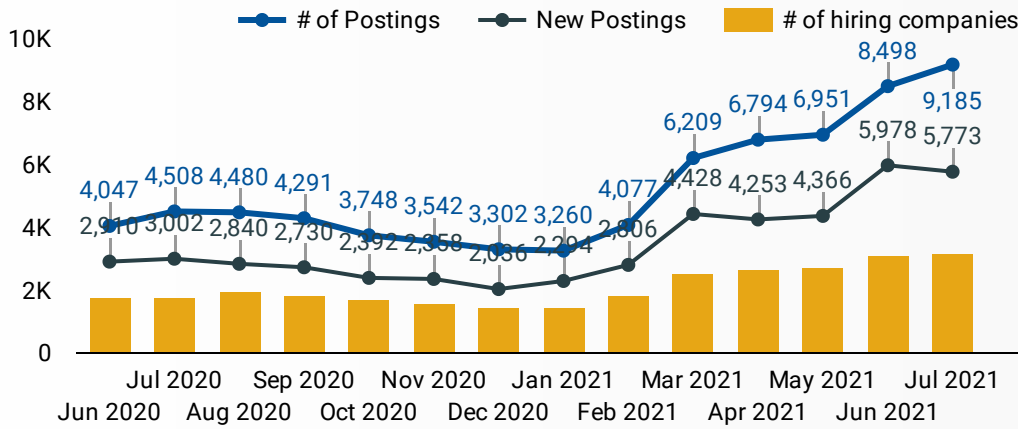
REPORT BUILDER

The default filter selection below will show all job demand data for the month. You can use the filters to create a customized report for the purpose of understanding a subset of the data.

MUNICIPALITY	JOB TYPE	JOB DURATION
JOB BOARD	ADDITIONAL LANGUA...	QUICK FIND
SKILL LEVEL		
SKILL TYPE NAME / 1-DIGIT NATIONAL OCCUPATIONAL CLASSIFICATION CODE		
MAJOR GROUP / 2-DIGIT NATIONAL OCCUPATIONAL CLASSIFICATION CODE		
MINOR GROUP / 3-DIGIT NATIONAL OCCUPATIONAL CLASSIFICATION CODE		
UNIT GROUP / 4-DIGIT NATIONAL OCCUPATIONAL CLASSIFICATION CODE		
COMPANY OR EMPLOYMENT AGENCY		

JOB POSTINGS BY MONTH

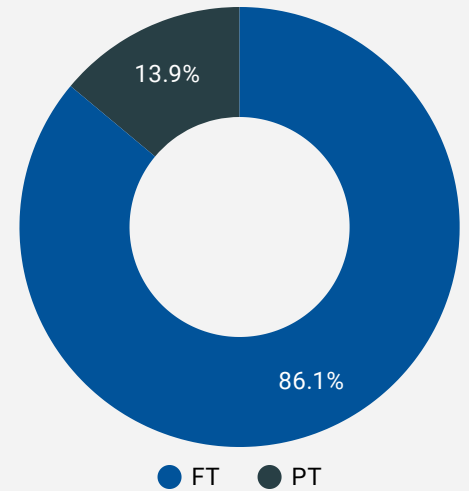
How many job postings were active for at least 1 day this month?



NOTE: This graph cannot be filtered using the controls on the cover page

JOB TYPE

Full-time vs Part-time



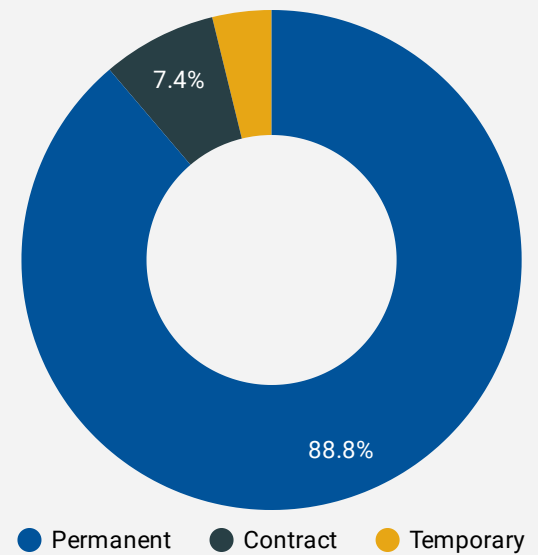
JOB POSTINGS BY REGION

Where are job opportunities being offered?

	MUNICIPALITY	POSTING COUNT	AVG POSTING LENGTH IN DAYS	MEDIAN POSTING LENGTH IN DAYS
1.	Barrie	3,953	17.4	18
2.	Orillia	1,006	16.6	18
3.	Collingwood	922	19.0	18
4.	Innisfil	605	18.1	18
5.	New Tecumseth	548	19.4	18
6.	Midland	523	18.8	18
7.	Bradford West Gwillimbury	355	19.9	18
8.	Wasaga Beach	173	20.4	18

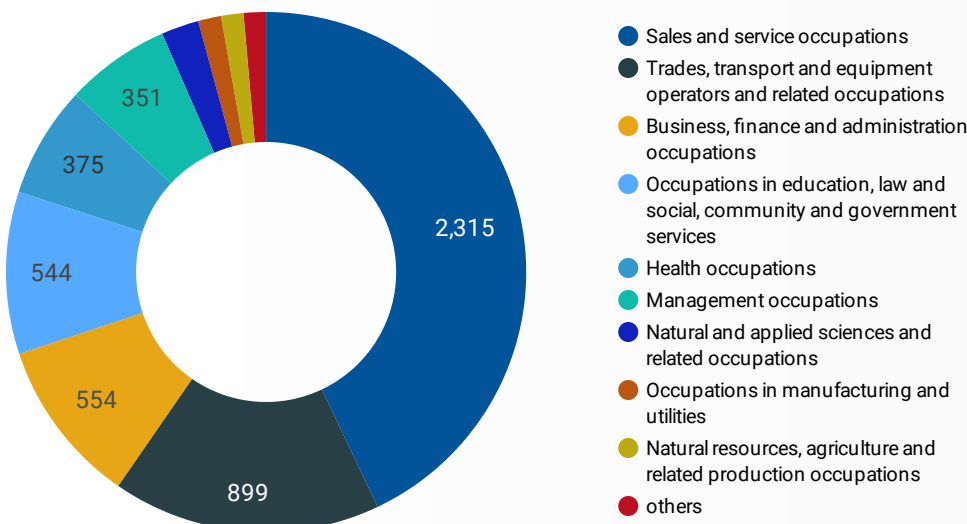
JOB DURATION

Permanency of jobs posted



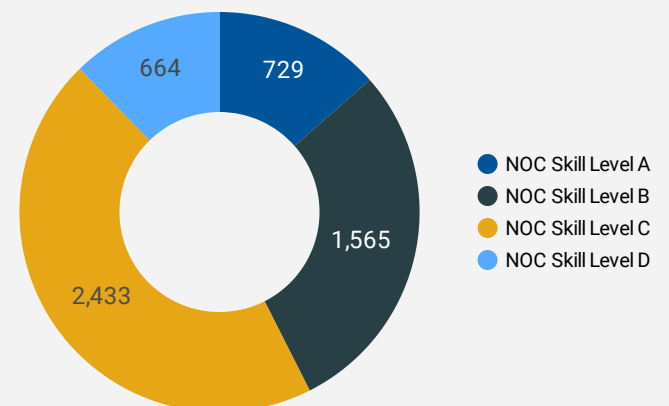
JOB POSTINGS BY SKILL TYPE

What skill type is being recruited?



JOB POSTINGS BY SKILL LEVEL

What education do occupations typically require?



Skill Level A = Usually University education | Skill Level B = Usually College education or Apprenticeship training | Skill Level C = Usually Secondary education or occupation-specific training | Skill Level D = Usually on-the-job training

TOP OCCUPATIONS

What kind of jobs are in-demand?

	4 DIGIT NOC NAME	POSTINGS
1.	Retail salespersons	408
2.	Cooks	367
3.	Home support workers, housekeepers and related occupations	348
4.	Other customer and information services representatives	246
5.	Material handlers	211
6.	Food and beverage servers	196
7.	Retail and wholesale trade managers	180
8.	Cashiers	153
9.	Light duty cleaners	146
10.	Food counter attendants, kitchen helpers and related support occupations	112
11.	Delivery and courier service drivers	106
12.	Registered nurses and registered psychiatric nurses	92
13.	Administrative assistants	91
14.	Transport truck drivers	88
15.	Carpenters	85
16.	Receptionists	77
17.	Bartenders	73
18.	Security guards and related security service occupations	67
19.	MaÃtres d'hÃ´tel and hosts/hostesses	62
20.	Other medical technologists and technicians (except dental health)	57
21.	Retail and wholesale buyers	54
22.	Shippers and receivers	54
23.	Retail sales supervisors	53
24.	Chefs	51
25.	Landscaping and grounds maintenance labourers	45
26.	General office support workers	43
27.	Construction trades helpers and labourers	43
28.	Janitors, caretakers and building superintendents	43
29.	Other financial officers	42
30.	Licensed practical nurses	39

TOP EMPLOYERS/AGENCIES

Who is hiring?

	COMPANY	POSTINGS
1.	Simcoe County District School Board	117
2.	Kijiji Jobs	104
3.	Friday Harbour Resort	76
4.	Orillia Soldiers' Memorial Hospital	76
5.	Recipe Unlimited Corporation	64
6.	Tracks	58
7.	Shoppers Drug Mart	53
8.	Randstad	46
9.	Loblaw Companies Limited	43
10.	CSR Cosmetic Solutions Inc.	42
11.	Royal Victoria Regional Health Centre	42
12.	Randstad Canada	42
13.	YMCA of Simcoe/Muskoka	41
14.	Canadian Tire	40
15.	Sienna Living	40
16.	Manpower	39
17.	County of Simcoe	39
18.	TalentWorld	39
19.	Rona	38
20.	Sienna Senior Living	37
21.	Staples Canada	35
22.	Loblaw	35
23.	Napoleon Products	33
24.	Staples	33
25.	RONA inc.	33
26.	Crossroads Staffing	32
27.	Lowe's	32
28.	Lowe's Canada	31

OCCUPATIONS BY FREQUENCY & LENGTH OF JOB POSTINGS

What jobs are hard to fill and/or in-demand?

	4 DIGIT NOC	4 DIGIT NOC NAME	SKILL LEVEL	POSTING COUNT	AVG POSTING LENGTH IN DAYS	MEDIAN POSTING LENGTH IN DAYS
1.	6421	Retail salespersons	NOC Skill Level C	408	17.5	18
2.	6322	Cooks	NOC Skill Level B	367	18.9	18
3.	4412	Home support workers, housekeepers and related occupations	NOC Skill Level C	348	20.2	18
4.	6552	Other customer and information services representatives	NOC Skill Level C	246	16.6	16
5.	7452	Material handlers	NOC Skill Level C	211	16.2	18
6.	6513	Food and beverage servers	NOC Skill Level C	196	17.9	18
7.	621	Retail and wholesale trade managers	NOC Skill Level A	180	17.5	18
8.	6611	Cashiers	NOC Skill Level D	153	18.5	18
9.	6731	Light duty cleaners	NOC Skill Level D	146	18.2	18
10.	6711	Food counter attendants, kitchen helpers and related support occupations	NOC Skill Level D	112	18.7	18
11.	7514	Delivery and courier service drivers	NOC Skill Level C	106	17.2	18
12.	3012	Registered nurses and registered psychiatric nurses	NOC Skill Level A	92	17.7	12
13.	1241	Administrative assistants	NOC Skill Level B	91	17.2	18
14.	7511	Transport truck drivers	NOC Skill Level C	88	18.2	18
15.	7271	Carpenters	NOC Skill Level B	85	18.9	18
16.	1414	Receptionists	NOC Skill Level C	77	16.7	18
17.	6512	Bartenders	NOC Skill Level C	73	17.5	18
18.	6541	Security guards and related security service occupations	NOC Skill Level C	67	20.7	18
19.	6511	MaÃtres d'hÃtel and hosts/hostesses	NOC Skill Level C	62	20.1	18
20.	3219	Other medical technologists and technicians (except dental health)	NOC Skill Level B	57	16.5	16
21.	6222	Retail and wholesale buyers	NOC Skill Level B	54	16.7	17
22.	1521	Shippers and receivers	NOC Skill Level C	54	18.8	18
23.	6211	Retail sales supervisors	NOC Skill Level B	53	23.3	18
24.	6321	Chefs	NOC Skill Level B	51	19.3	18
25.	8612	Landscaping and grounds maintenance labourers	NOC Skill Level D	45	18.3	18
26.	1411	General office support workers	NOC Skill Level C	43	15.7	16
27.	7611	Construction trades helpers and labourers	NOC Skill Level D	43	19.9	18
28.	6733	Janitors, caretakers and building superintendents	NOC Skill Level D	43	19.1	18
29.	1114	Other financial officers	NOC Skill Level A	42	15.6	15

JOB POSTINGS BY 3-DIGIT NATIONAL OCCUPATION CLASSIFICATION

What jobs are hard to fill and/or in-demand?

	3 DIGIT NOC	3 DIGIT NOC NAME	SKILL LEVEL	POSTING COUNT	AVG POSTING LENGTH IN DAYS	MEDIAN POSTING LENGTH IN DAYS
1.	632	Chefs and cooks	NOC Skill Level B	418	18.9	18
2.	642	Retail salespersons	NOC Skill Level C	408	17.5	18
3.	441	Home care providers and educational support occupations	NOC Skill Level C	379	21.4	18
4.	651	Occupations in food and beverage service	NOC Skill Level C	331	18.3	18
5.	655	Customer and information services representatives	NOC Skill Level C	247	16.6	16
6.	673	Cleaners	NOC Skill Level D	221	18.8	18
7.	751	Motor vehicle and transit drivers	NOC Skill Level C	221	17.9	18
8.	745	Longshore workers and material handlers	NOC Skill Level C	211	16.2	18
9.	062	Retail and wholesale trade managers	NOC Skill Level A	180	17.5	18
10.	661	Cashiers	NOC Skill Level D	153	18.5	18
11.	141	General office workers	NOC Skill Level C	125	16.4	18
12.	671	Food counter attendants, kitchen helpers and related support	NOC Skill Level D	112	18.7	18

1 - 50 / 122 < >

JOB POSTINGS BY 2-DIGIT NATIONAL OCCUPATION CLASSIFICATION

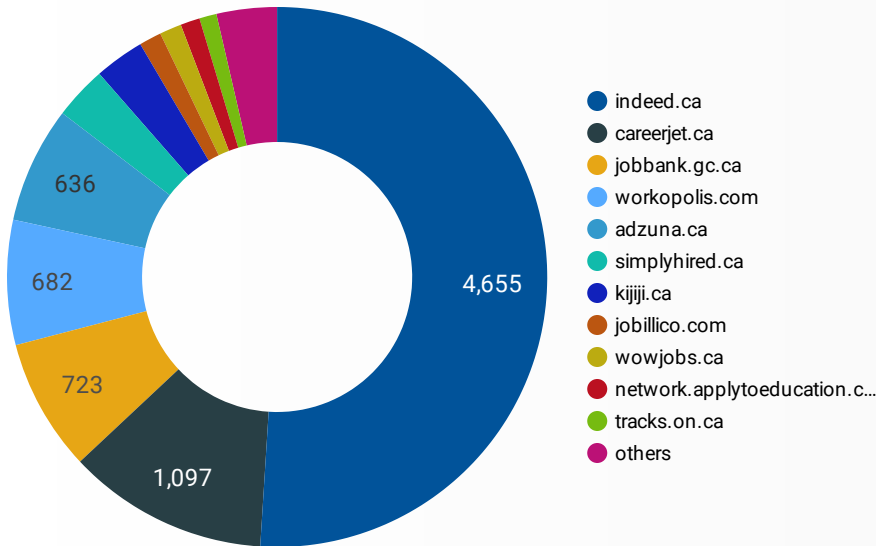
What jobs are hard to fill and/or in-demand?

	2 DIGIT NOC	2 DIGIT NOC NAME	SKILL LEVEL	POSTING COUNT	AVG POSTING LENGTH IN DAYS	MEDIAN POSTING LENGTH IN DAYS
1.	65	Service representatives and other customer and personal services occupations	NOC Skill Level C	705	17.9	18
2.	63	Service supervisors and specialized service occupations	NOC Skill Level B	498	20.6	18
3.	64	Sales representatives and salespersons - wholesale and retail trade	NOC Skill Level C	421	17.6	18
4.	44	Care providers and educational, legal and public protection support occupations	NOC Skill Level C	383	21.3	18
5.	67	Service support and other service occupations, n.e.c.	NOC Skill Level D	349	18.8	18
6.	72	Industrial, electrical and construction trades	NOC Skill Level B	284	20.4	18
7.	75	Transport and heavy equipment operation and related maintenance occupations	NOC Skill Level C	260	18.2	18
8.	74	Other installers, repairers and servicers and material handlers	NOC Skill Level C	234	16.8	18
9.	06	Middle management occupations in retail and wholesale trade and customer services	NOC Skill Level A	225	18.3	18
10.	66	Sales support occupations	NOC Skill Level D	199	17.6	18
11.	14	Office support occupations	NOC Skill Level C	174	16.7	18

1 - 45 / 45 < >

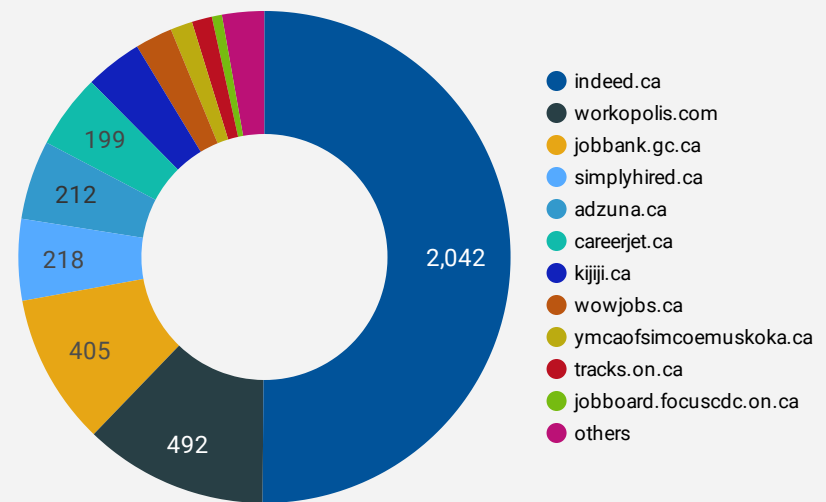
JOB POSTINGS BY JOB BOARD

What share of unique job postings appear on each job board?



COMPANIES BY JOB BOARD

What share of unique job postings appear on each job board?



JOB POSTING DETAILS BY JOB BOARD

How does job posting activity differ by job board?

	JOB BOARD	POSTING COUNT	AVG POSTING LENGTH IN DAYS	MEDIAN POSTING LENGTH IN DAYS	# OF COMPANIES
1.	indeed.ca	4,655	18.1	18	2,042
2.	careerjet.ca	1,097	14.9	10	199
3.	jobbank.gc.ca	723	26.3	16	405
4.	workopolis.com	682	15.1	15	492
5.	adzuna.ca	636	15.2	15	212
6.	simplyhired.ca	291	16.2	16	218
7.	kijiji.ca	272	15.0	15	153
8.	jobillico.com	122	23.3	20	24
9.	wowjobs.ca	120	16.2	16	100
10.	network.applytoeducation.com	106	8.0	8	4
11.	tracks.on.ca	94	29.1	31	54
12.	ymcaofsimcoemuskoka.ca	81	31.1	31	59
13.	jobboard.focuscdc.on.ca	43	27.4	30	27
14.	careerarc.com	43	23.3	18	9
15.	randstad.ca	42	12.0	13	1
16.	localwork.ca	37	30.3	31	25
17.	agilec.ca	30	30.1	35	16