

JOB DEMAND REPORT

MAY 2021

Job posting data collected by Work in Simcoe County from job boards and employer websites who recruit candidates in Simcoe County.

HIGHLIGHTS

JOB POSTINGS BY THE NUMBERS				# OF DAYS POSTED	
TOTAL ACTIVE	NEW THIS MONTH	COMPANIES	JOB BOARDS	AVERAGE	MEDIAN
6,951	4,366	2,741	27	17.6	18

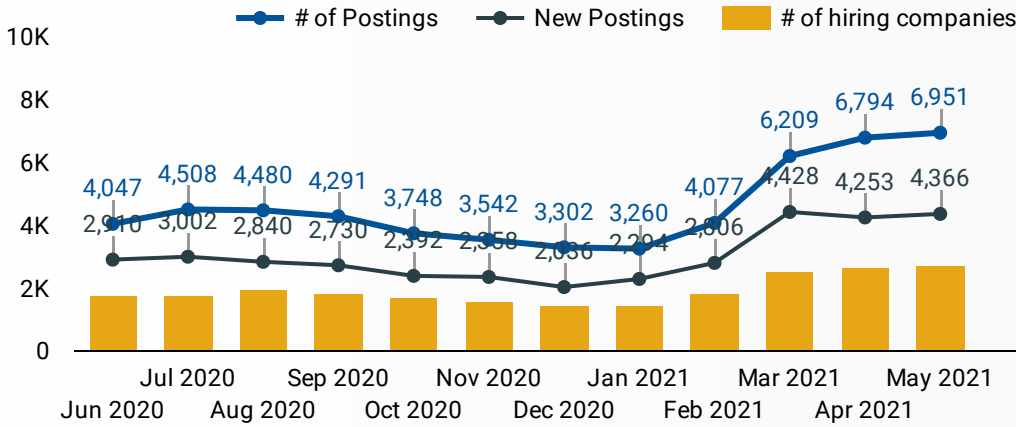
REPORT BUILDER

The default filter selection below will show all job demand data for the month. You can use the filters to create a customized report for the purpose of understanding a subset of the data.

MUNICIPALITY	JOB TYPE	JOB DURATION
JOB BOARD	ADDITIONAL LANGUA...	QUICK FIND
SKILL LEVEL		
SKILL TYPE NAME / 1-DIGIT NATIONAL OCCUPATIONAL CLASSIFICATION CODE		
MAJOR GROUP / 2-DIGIT NATIONAL OCCUPATIONAL CLASSIFICATION CODE		
MINOR GROUP / 3-DIGIT NATIONAL OCCUPATIONAL CLASSIFICATION CODE		
UNIT GROUP / 4-DIGIT NATIONAL OCCUPATIONAL CLASSIFICATION CODE		
COMPANY OR EMPLOYMENT AGENCY		

JOB POSTINGS BY MONTH

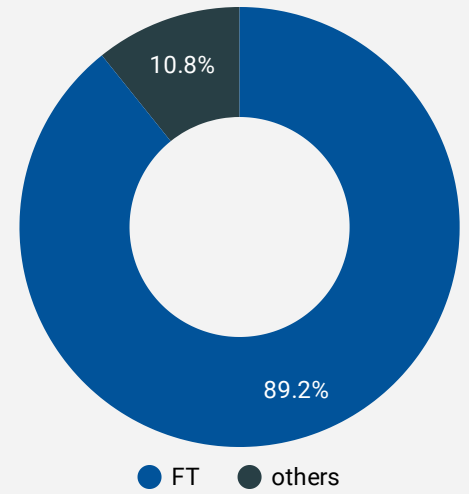
How many job postings were active for at least 1 day this month?



NOTE: This graph cannot be filtered using the controls on the cover page

JOB TYPE

Full-time vs Part-time



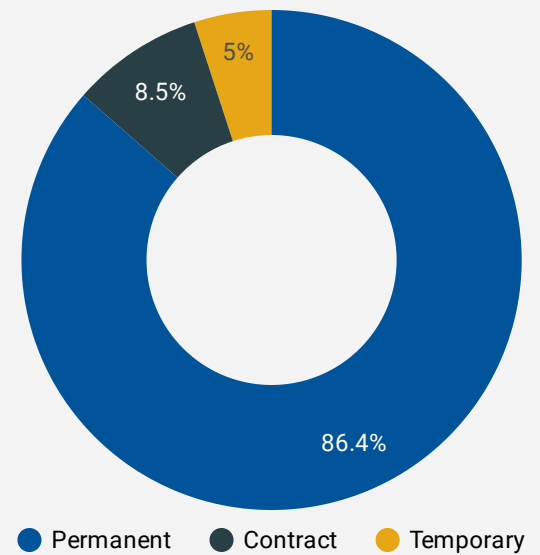
JOB POSTINGS BY REGION

Where are job opportunities being offered?

	MUNICIPALITY	POSTING COUNT	AVG POSTING LENGTH IN DAYS	MEDIAN POSTING LENGTH IN DAYS
1.	Barrie	2,918	17.3	18
2.	Orillia	654	17.6	18
3.	Collingwood	654	18.3	18
4.	Innisfil	473	16.7	18
5.	New Tecumseth	421	19.7	18
6.	Midland	385	17.9	18
7.	Bradford West Gwillimbury	322	17.8	18
8.	Clearview	168	18.5	18

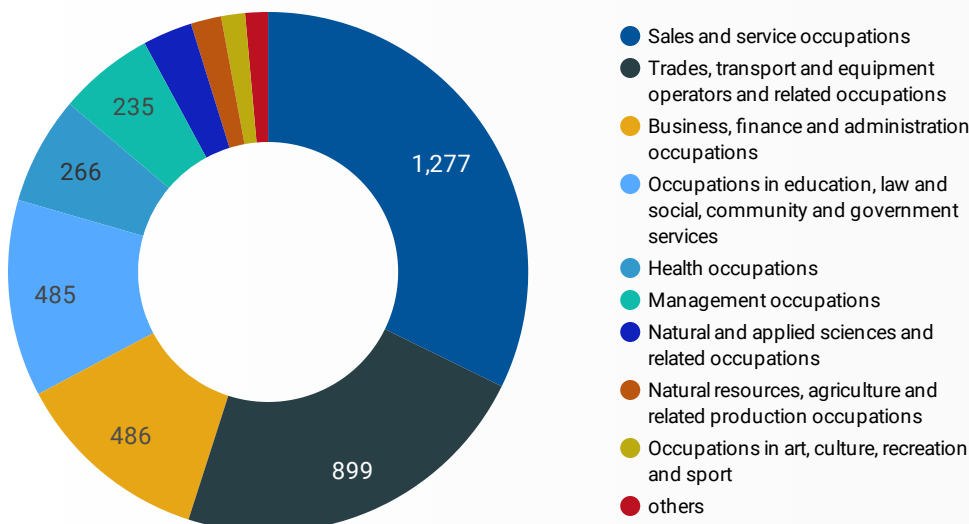
JOB DURATION

Permanency of jobs posted



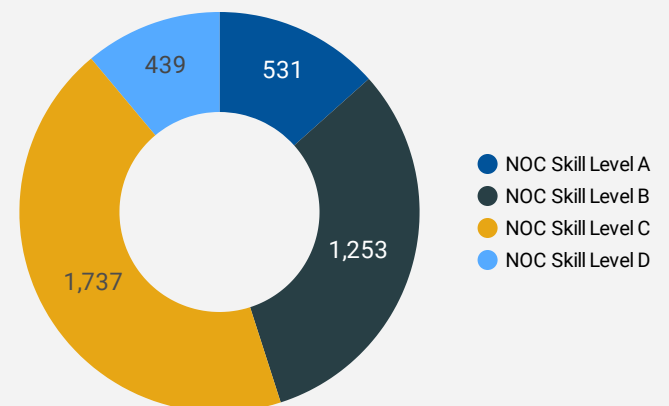
JOB POSTINGS BY SKILL TYPE

What skill type is being recruited?



JOB POSTINGS BY SKILL LEVEL

What education do occupations typically require?



Skill Level A = Usually University education | Skill Level B = Usually College education or Apprenticeship training | Skill Level C = Usually Secondary education or occupation-specific training | Skill Level D = Usually on-the-job training

TOP OCCUPATIONS

What kind of jobs are in-demand?

	4 DIGIT NOC NAME	POSTINGS
1.	Home support workers, housekeepers and related occupations	318
2.	Retail salespersons	211
3.	Other customer and information services representatives	199
4.	Cooks	177
5.	Material handlers	155
6.	Delivery and courier service drivers	112
7.	Transport truck drivers	103
8.	Retail and wholesale trade managers	102
9.	Administrative assistants	99
10.	Carpenters	98
11.	Light duty cleaners	97
12.	Food and beverage servers	64
13.	Receptionists	60
14.	Food counter attendants, kitchen helpers and related support occupations	60
15.	Registered nurses and registered psychiatric nurses	58
16.	Cashiers	53
17.	Construction trades helpers and labourers	48
18.	Landscape and horticulture technicians and specialists	42
19.	Painters and decorators (except interior decorators)	42
20.	Shippers and receivers	41
21.	Landscaping and grounds maintenance labourers	41
22.	Janitors, caretakers and building superintendents	40
23.	Security guards and related security service occupations	39
24.	Retail and wholesale buyers	38
25.	Dental assistants	36
26.	General office support workers	36
27.	Other financial officers	35
28.	Accounting technicians and bookkeepers	35
29.	Heavy equipment operators (except crane)	30
30.	Chefs	30

TOP EMPLOYERS/AGENCIES

Who is hiring?

	COMPANY	POSTINGS
1.	Kijiji Jobs	227
2.	Friday Harbour Resort	91
3.	Home Depot of Canada Inc.	63
4.	Simcoe County District School Board	52
5.	Sienna Senior Living	51
6.	La CÍÃ©	45
7.	Manpower	39
8.	Randstad	37
9.	County of Simcoe	37
10.	City of Barrie	35
11.	CSR Cosmetic Solutions Inc.	35
12.	Orillia Soldiers' Memorial Hospital	34
13.	Lifelabs	33
14.	YMCA of Simcoe/Muskoka	33
15.	Royal Victoria Regional Health Centre	32
16.	Georgian Bay General Hospital	30
17.	Lowe's	30
18.	Staples Canada	29
19.	Napoleon Products	28
20.	The Home Depot Canada	28
21.	Sienna Living	26
22.	TalentWorld	25
23.	Chartwell Retirement Residences	25
24.	Randstad Canada	25
25.	Domenic Sanfilippo	23
26.	Bell	23
27.	Recipe Unlimited Corporation	22

OCCUPATIONS BY FREQUENCY & LENGTH OF JOB POSTINGS

What jobs are hard to fill and/or in-demand?

	4 DIGIT NOC	4 DIGIT NOC NAME	SKILL LEVEL	POSTING COUNT	AVG POSTING LENGTH IN DAYS	MEDIAN POSTING LENGTH IN DAYS
1.	4412	Home support workers, housekeepers and related occupations	NOC Skill Level C	318	18.0	18
2.	6421	Retail salespersons	NOC Skill Level C	211	16.0	17
3.	6552	Other customer and information services representatives	NOC Skill Level C	199	17.3	17
4.	6322	Cooks	NOC Skill Level B	177	19.1	18
5.	7452	Material handlers	NOC Skill Level C	155	16.4	18
6.	7514	Delivery and courier service drivers	NOC Skill Level C	112	15.5	18
7.	7511	Transport truck drivers	NOC Skill Level C	103	18.5	18
8.	621	Retail and wholesale trade managers	NOC Skill Level A	102	17.6	18
9.	1241	Administrative assistants	NOC Skill Level B	99	18.9	18
10.	7271	Carpenters	NOC Skill Level B	98	16.9	18
11.	6731	Light duty cleaners	NOC Skill Level D	97	18.7	18
12.	6513	Food and beverage servers	NOC Skill Level C	64	17.4	18
13.	1414	Receptionists	NOC Skill Level C	60	17.3	18
14.	6711	Food counter attendants, kitchen helpers and related support occupations	NOC Skill Level D	60	16.9	18
15.	3012	Registered nurses and registered psychiatric nurses	NOC Skill Level A	58	14.0	12
16.	6611	Cashiers	NOC Skill Level D	53	15.2	18
17.	7611	Construction trades helpers and labourers	NOC Skill Level D	48	17.6	18
18.	2225	Landscape and horticulture technicians and specialists	NOC Skill Level B	42	18.1	18
19.	7294	Painters and decorators (except interior decorators)	NOC Skill Level B	42	19.1	18
20.	1521	Shippers and receivers	NOC Skill Level C	41	17.1	18
21.	8612	Landscaping and grounds maintenance labourers	NOC Skill Level D	41	18.0	18
22.	6733	Janitors, caretakers and building superintendents	NOC Skill Level D	40	19.1	18
23.	6541	Security guards and related security service occupations	NOC Skill Level C	39	16.7	18
24.	6222	Retail and wholesale buyers	NOC Skill Level B	38	16.2	18
25.	3411	Dental assistants	NOC Skill Level C	36	16.8	18
26.	1411	General office support workers	NOC Skill Level C	36	14.9	18
27.	1114	Other financial officers	NOC Skill Level A	35	17.7	18
28.	1311	Accounting technicians and bookkeepers	NOC Skill Level B	35	17.6	18
29.	7521	Heavy equipment operators (except crane)	NOC Skill Level C	30	16.4	18
30.	6001	Chief executives	NOC Skill Level A	22	17.5	15

JOB POSTINGS BY 3-DIGIT NATIONAL OCCUPATION CLASSIFICATION

What jobs are hard to fill and/or in-demand?

	3 DIGIT NOC	3 DIGIT NOC NAME	SKILL LEVEL	POSTING COUNT	AVG POSTING LENGTH IN DAYS	MEDIAN POSTING LENGTH IN DAYS
1.	441	Home care providers and educational support occupations	NOC Skill Level C	346	18.1	18
2.	751	Motor vehicle and transit drivers	NOC Skill Level C	231	17.1	18
3.	642	Retail salespersons	NOC Skill Level C	211	16.0	17
4.	632	Chefs and cooks	NOC Skill Level B	207	18.8	18
5.	655	Customer and information services representatives	NOC Skill Level C	202	17.3	17
6.	673	Cleaners	NOC Skill Level D	162	18.7	18
7.	745	Longshore workers and material handlers	NOC Skill Level C	155	16.4	18
8.	651	Occupations in food and beverage service	NOC Skill Level C	108	17.1	18
9.	124	Office administrative assistants - general, legal and medical	NOC Skill Level B	107	18.8	18
10.	727	Carpenters and cabinetmakers	NOC Skill Level B	104	16.7	18
11.	062	Retail and wholesale trade managers	NOC Skill Level A	102	17.6	18
12.	141	General office workers	NOC Skill Level C	99	16.3	18

1 - 50 / 123 < >

JOB POSTINGS BY 2-DIGIT NATIONAL OCCUPATION CLASSIFICATION

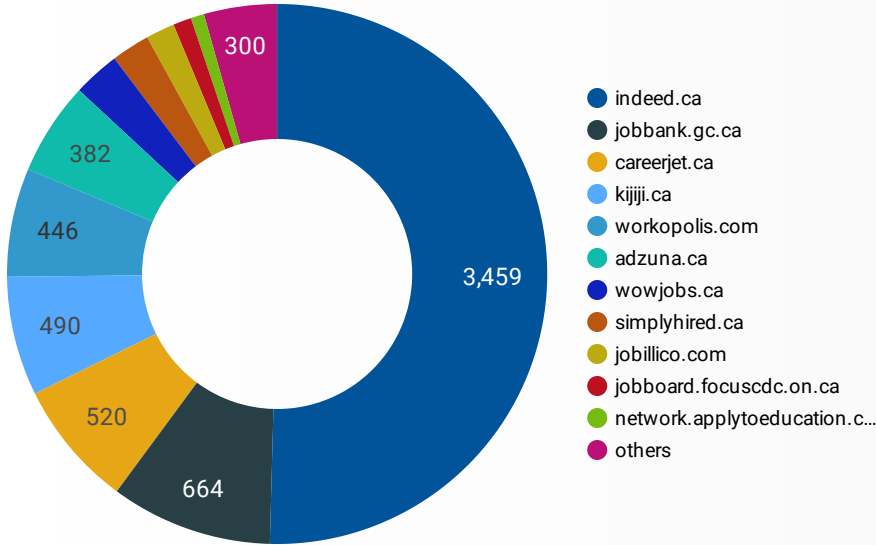
What jobs are hard to fill and/or in-demand?

	2 DIGIT NOC	2 DIGIT NOC NAME	SKILL LEVEL	POSTING COUNT	AVG POSTING LENGTH IN DAYS	MEDIAN POSTING LENGTH IN DAYS
1.	65	Service representatives and other customer and personal services occupations	NOC Skill Level C	381	17.2	18
2.	44	Care providers and educational, legal and public protection support occupations	NOC Skill Level C	348	18.1	18
3.	72	Industrial, electrical and construction trades	NOC Skill Level B	311	18.5	18
4.	75	Transport and heavy equipment operation and related maintenance occupations	NOC Skill Level C	278	17.0	18
5.	63	Service supervisors and specialized service occupations	NOC Skill Level B	252	19.7	18
6.	67	Service support and other service occupations, n.e.c.	NOC Skill Level D	234	18.3	18
7.	64	Sales representatives and salespersons - wholesale and retail trade	NOC Skill Level C	219	15.9	17
8.	74	Other installers, repairers and servicers and material handlers	NOC Skill Level C	189	16.6	18
9.	12	Administrative and financial supervisors and administrative occupations	NOC Skill Level B	176	19.4	18
10.	06	Middle management occupations in retail and wholesale trade and customer services	NOC Skill Level A	137	17.6	18

1 - 44 / 44 < >

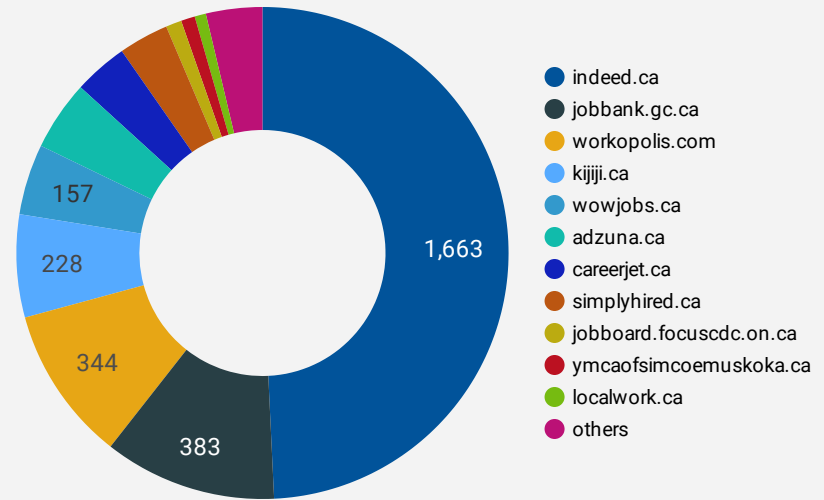
JOB POSTINGS BY JOB BOARD

What share of unique job postings appear on each job board?



COMPANIES BY JOB BOARD

What share of unique job postings appear on each job board?



JOB POSTING DETAILS BY JOB BOARD

How does job posting activity differ by job board?

	JOB BOARD	POSTING COUNT	AVG POSTING LENGTH IN DAYS	MEDIAN POSTING LENGTH IN DAYS	# OF COMPANIES
1.	indeed.ca	3,459	17.9	18	1,663
2.	jobbank.gc.ca	664	19.4	16	383
3.	careerjet.ca	520	16.2	11	120
4.	kijiji.ca	490	15.0	15	228
5.	workopolis.com	446	14.9	15	344
6.	adzuna.ca	382	15.0	15	155
7.	wowjobs.ca	192	16.0	16	157
8.	simplyhired.ca	158	15.6	16	111
9.	jobillico.com	118	17.9	12	22
10.	jobboard.focuscdc.on.ca	75	29.1	30	35
11.	network.applytoeducation.com	55	7.9	8	4
12.	ymcaofsimcoemuskoka.ca	46	17.3	2	31
13.	localwork.ca	43	29.4	31	25
14.	tracks.on.ca	37	30.5	31	25
15.	agilec.ca	35	20.3	18	14
16.	careerarc.com	27	16.6	11	11
17.	randstad.ca	25	21.4	19	1