



JOB DEMAND REPORT

APRIL 2021

Job posting data collected by Work in Simcoe County from job boards and employer websites who recruit candidates in Simcoe County.

HIGHLIGHTS

JOB POSTINGS BY THE NUMBERS				# OF DAYS POSTED	
TOTAL ACTIVE	NEW THIS MONTH	COMPANIES	JOB BOARDS	AVERAGE	MEDIAN
6,794	4,253	2,688	24	16.9	18

REPORT BUILDER

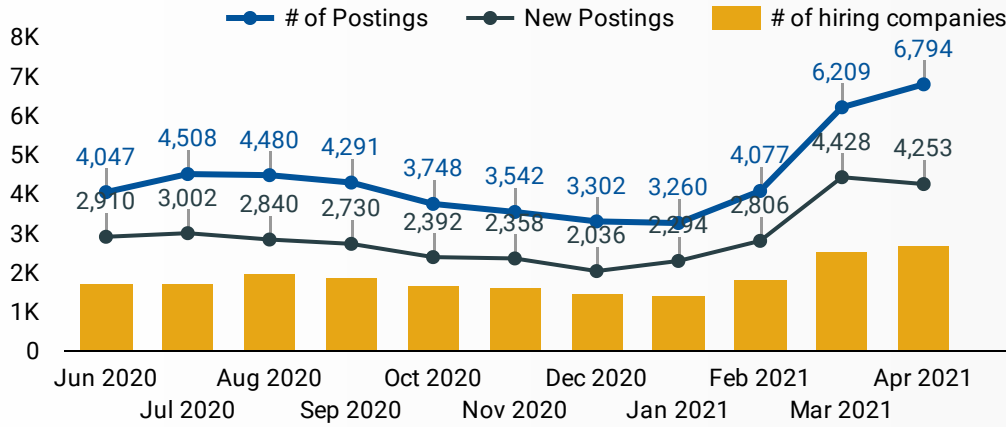
The default filter selection below will show all job demand data for the month. You can use the filters to create a customized report for the purpose of understanding a subset of the data.

MUNICIPALITY	JOB TYPE	JOB DURATION
JOB BOARD	ADDITIONAL LANGUA...	QUICK FIND
SKILL LEVEL		
SKILL TYPE NAME / 1-DIGIT NATIONAL OCCUPATIONAL CLASSIFICATION CODE		
MAJOR GROUP / 2-DIGIT NATIONAL OCCUPATIONAL CLASSIFICATION CODE		
MINOR GROUP / 3-DIGIT NATIONAL OCCUPATIONAL CLASSIFICATION CODE		
UNIT GROUP / 4-DIGIT NATIONAL OCCUPATIONAL CLASSIFICATION CODE		
COMPANY OR EMPLOYMENT AGENCY		



JOB POSTINGS BY MONTH

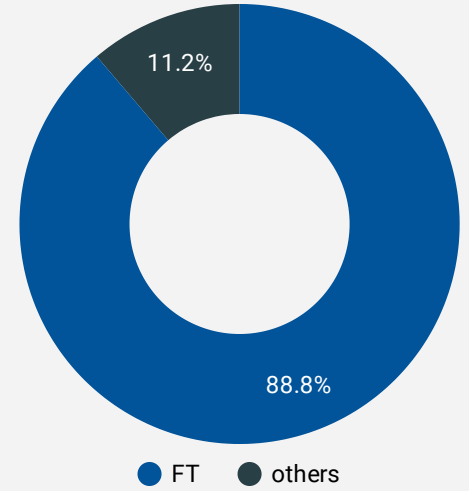
How many job postings were active for at least 1 day this month?



NOTE: This graph cannot be filtered using the controls on the cover page

JOB TYPE

Full-time vs Part-time



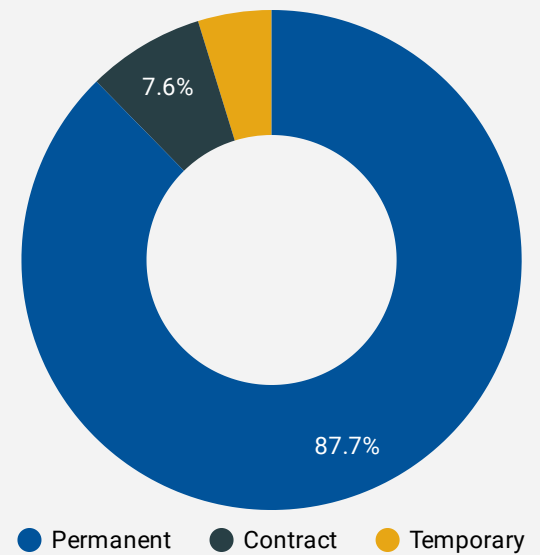
JOB POSTINGS BY REGION

Where are job opportunities being offered?

	MUNICIPALITY	POSTING COUNT	AVG POSTING LENGTH IN DAYS	MEDIAN POSTING LENGTH IN DAYS
1.	Barrie	2,966	16.8	18
2.	Orillia	651	16.8	18
3.	Collingwood	573	18.2	18
4.	Innisfil	483	16.5	16
5.	New Tecumseth	399	19.7	18
6.	Midland	345	16.3	18
7.	Bradford West Gwillimbury	310	15.5	16
8.	Springwater	147	14.7	16

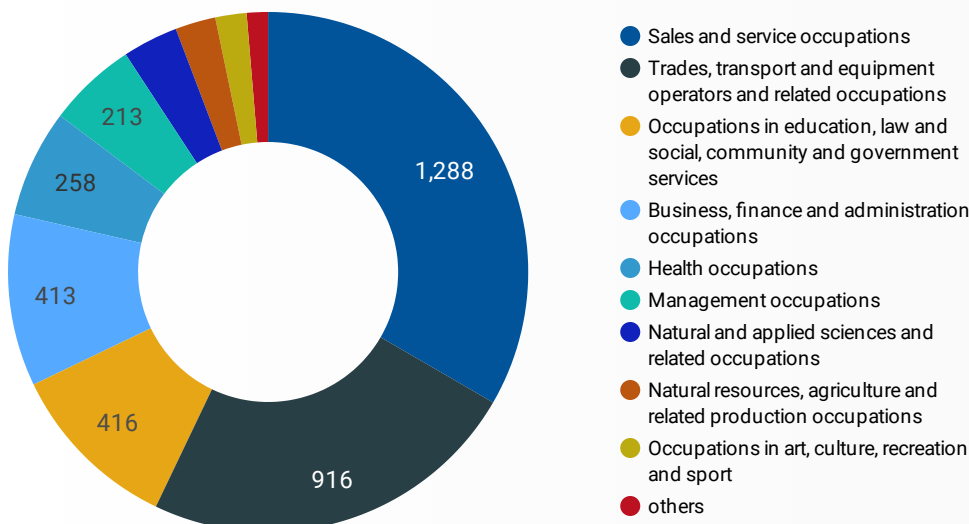
JOB DURATION

Permanency of jobs posted



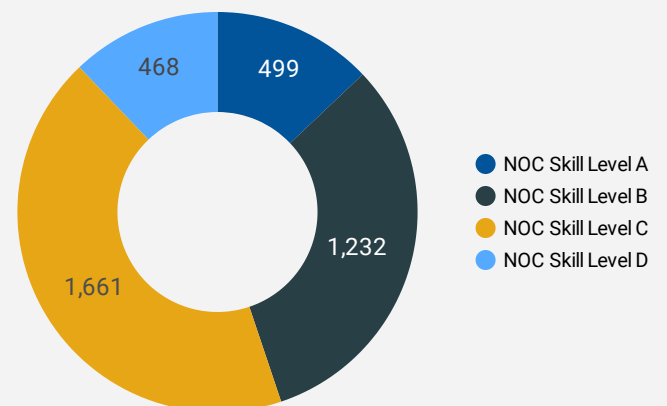
JOB POSTINGS BY SKILL TYPE

What skill type is being recruited?



JOB POSTINGS BY SKILL LEVEL

What education do occupations typically require?



Skill Level A = Usually University education | Skill Level B = Usually College education or Apprenticeship training | Skill Level C = Usually Secondary education or occupation-specific training | Skill Level D = Usually on-the-job training

TOP OCCUPATIONS

What kind of jobs are in-demand?

	4 DIGIT NOC NAME	POSTINGS
1.	Home support workers, housekeepers and related occupations	256
2.	Retail salespersons	240
3.	Other customer and information services representatives	187
4.	Cooks	169
5.	Material handlers	133
6.	Carpenters	110
7.	Transport truck drivers	108
8.	Delivery and courier service drivers	97
9.	Light duty cleaners	95
10.	Retail and wholesale trade managers	79
11.	Administrative assistants	78
12.	Landscaping and grounds maintenance labourers	63
13.	Food and beverage servers	63
14.	Cashiers	60
15.	Construction trades helpers and labourers	59
16.	Receptionists	58
17.	Food counter attendants, kitchen helpers and related support occupations	54
18.	Landscape and horticulture technicians and specialists	52
19.	Security guards and related security service occupations	51
20.	Janitors, caretakers and building superintendents	48
21.	Roofers and shinglers	42
22.	Retail and wholesale buyers	42
23.	Registered nurses and registered psychiatric nurses	41
24.	Shippers and receivers	38
25.	Painters and decorators (except interior decorators)	38
26.	Licensed practical nurses	31
27.	Heavy equipment operators (except crane)	31
28.	General office support workers	30
29.	Dental assistants	30
30.	Store shelf stockers, clerks and order fillers	29

TOP EMPLOYERS/AGENCIES

Who is hiring?

	COMPANY	POSTINGS
1.	Kijiji Jobs	379
2.	CareerJet	115
3.	Simcoe County District School Board	90
4.	Friday Harbour Resort	90
5.	Home Depot of Canada Inc.	65
6.	Randstad Canada	48
7.	Orillia Soldiers' Memorial Hospital	44
8.	City of Barrie	40
9.	The Home Depot Canada	38
10.	Home Depot	37
11.	YMCA of Simcoe/Muskoka	35
12.	Brulis	34
13.	County of Simcoe	34
14.	Sienna Senior Living	33
15.	Georgian Bay General Hospital	32
16.	Randstad	32
17.	La Cl�� d'la Baje en Huronie - La Cl�� de l'emploi/Employment Services	31
18.	Loblaw Companies Limited	29
19.	Royal Victoria Regional Health Centre	26
20.	Chartwell Retirement Residences	25
21.	CSR Cosmetic Solutions Inc.	25
22.	Baxter International	23
23.	Compass Group Canada	22
24.	LCBO	22
25.	Loblaw	22
26.	People Store Staffing	22

OCCUPATIONS BY FREQUENCY & LENGTH OF JOB POSTINGS

What jobs are hard to fill and/or in-demand?

	4 DIGIT NOC	4 DIGIT NOC NAME	SKILL LEVEL	POSTING COUNT	AVG POSTING LENGTH IN DAYS	MEDIAN POSTING LENGTH IN DAYS
1.	4412	Home support workers, housekeepers and related occupations	NOC Skill Level C	256	18.0	18
2.	6421	Retail salespersons	NOC Skill Level C	240	15.8	18
3.	6552	Other customer and information services representatives	NOC Skill Level C	187	15.5	16
4.	6322	Cooks	NOC Skill Level B	169	17.1	18
5.	7452	Material handlers	NOC Skill Level C	133	16.4	18
6.	7271	Carpenters	NOC Skill Level B	110	17.1	18
7.	7511	Transport truck drivers	NOC Skill Level C	108	16.6	16
8.	7514	Delivery and courier service drivers	NOC Skill Level C	97	16.1	16
9.	6731	Light duty cleaners	NOC Skill Level D	95	16.9	18
10.	621	Retail and wholesale trade managers	NOC Skill Level A	79	16.9	18
11.	1241	Administrative assistants	NOC Skill Level B	78	17.4	18
12.	8612	Landscaping and grounds maintenance labourers	NOC Skill Level D	63	16.4	18
13.	6513	Food and beverage servers	NOC Skill Level C	63	17.8	18
14.	6611	Cashiers	NOC Skill Level D	60	16.8	18
15.	7611	Construction trades helpers and labourers	NOC Skill Level D	59	18.1	18
16.	1414	Receptionists	NOC Skill Level C	58	17.3	18
17.	6711	Food counter attendants, kitchen helpers and related support occupations	NOC Skill Level D	54	15.8	15
18.	2225	Landscape and horticulture technicians and specialists	NOC Skill Level B	52	17.1	18
19.	6541	Security guards and related security service occupations	NOC Skill Level C	51	20.4	18
20.	6733	Janitors, caretakers and building superintendents	NOC Skill Level D	48	15.6	15
21.	7291	Roofers and shinglers	NOC Skill Level B	42	16.2	15
22.	6222	Retail and wholesale buyers	NOC Skill Level B	42	15.8	16
23.	3012	Registered nurses and registered psychiatric nurses	NOC Skill Level A	41	12.6	11
24.	1521	Shippers and receivers	NOC Skill Level C	38	17.0	17
25.	7294	Painters and decorators (except interior decorators)	NOC Skill Level B	38	13.4	16
26.	3233	Licensed practical nurses	NOC Skill Level B	31	17.0	18
27.	7521	Heavy equipment operators (except crane)	NOC Skill Level C	31	15.8	16
28.	1411	General office support workers	NOC Skill Level C	30	16.0	18
29.	3411	Dental assistants	NOC Skill Level C	30	14.8	15
30.	6600	Store shelf stockers, stockers and order fillers	NOC Skill Level D	28	16.0	14

JOB POSTINGS BY 3-DIGIT NATIONAL OCCUPATION CLASSIFICATION

What jobs are hard to fill and/or in-demand?

	3 DIGIT NOC	3 DIGIT NOC NAME	SKILL LEVEL	POSTING COUNT	AVG POSTING LENGTH IN DAYS	MEDIAN POSTING LENGTH IN DAYS
1.	441	Home care providers and educational support occupations	NOC Skill Level C	294	18.4	18
2.	642	Retail salespersons	NOC Skill Level C	240	15.8	18
3.	751	Motor vehicle and transit drivers	NOC Skill Level C	224	16.5	16
4.	655	Customer and information services representatives	NOC Skill Level C	190	15.5	16
5.	632	Chefs and cooks	NOC Skill Level B	188	17.1	18
6.	673	Cleaners	NOC Skill Level D	159	16.5	18
7.	745	Longshore workers and material handlers	NOC Skill Level C	133	16.4	18
8.	727	Carpenters and cabinetmakers	NOC Skill Level B	118	17.4	18
9.	651	Occupations in food and beverage service	NOC Skill Level C	104	17.6	18
10.	141	General office workers	NOC Skill Level C	90	16.8	18
11.	729	Other construction trades	NOC Skill Level B	90	15.4	15
12.	124	Office administrative assistants - general legal and medical	NOC Skill Level B	88	17.2	18

1 - 50 / 114 < >

JOB POSTINGS BY 2-DIGIT NATIONAL OCCUPATION CLASSIFICATION

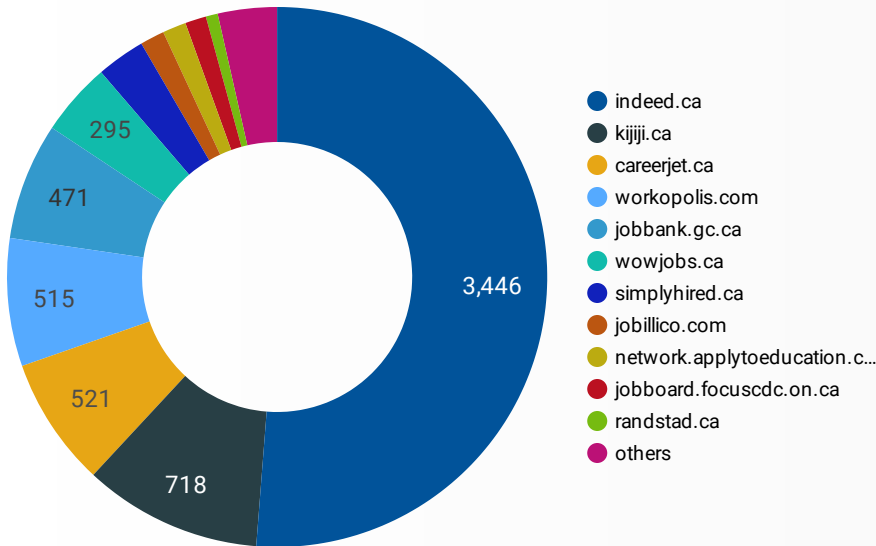
What jobs are hard to fill and/or in-demand?

	2 DIGIT NOC	2 DIGIT NOC NAME	SKILL LEVEL	POSTING COUNT	AVG POSTING LENGTH IN DAYS	MEDIAN POSTING LENGTH IN DAYS
1.	65	Service representatives and other customer and personal services occupations	NOC Skill Level C	391	17.0	18
2.	72	Industrial, electrical and construction trades	NOC Skill Level B	345	17.4	16
3.	44	Care providers and educational, legal and public protection support occupations	NOC Skill Level C	297	18.4	18
4.	75	Transport and heavy equipment operation and related maintenance occupations	NOC Skill Level C	274	16.3	16
5.	64	Sales representatives and salespersons - wholesale and retail trade	NOC Skill Level C	247	15.8	18
6.	63	Service supervisors and specialized service occupations	NOC Skill Level B	233	16.9	18
7.	67	Service support and other service occupations, n.e.c.	NOC Skill Level D	225	16.7	18
8.	74	Other installers, repairers and servicers and material handlers	NOC Skill Level C	164	16.9	18
9.	12	Administrative and financial supervisors and administrative occupations	NOC Skill Level B	140	16.8	18
10.	14	Office support occupations	NOC Skill Level C	122	16.6	18
11.	32	Technical occupations in health	NOC Skill Level B	110	17.5	18

1 - 42 / 42 < >

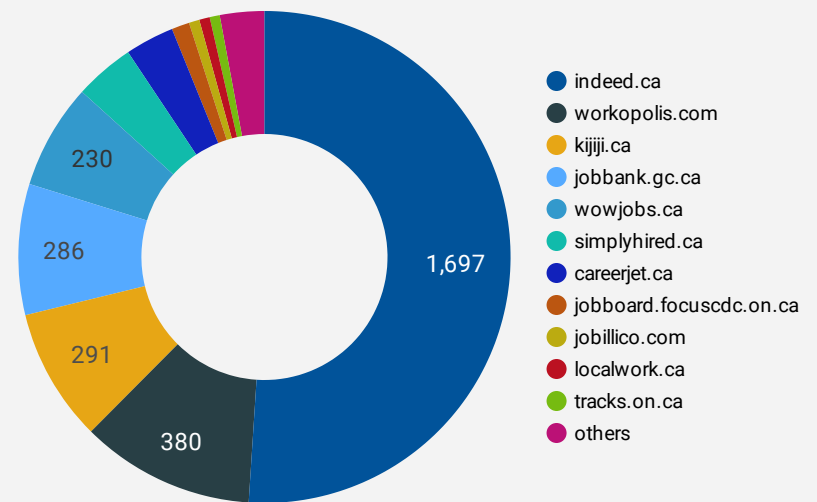
JOB POSTINGS BY JOB BOARD

What share of unique job postings appear on each job board?



COMPANIES BY JOB BOARD

What share of unique job postings appear on each job board?



JOB POSTING DETAILS BY JOB BOARD

How does job posting activity differ by job board?

	JOB BOARD	POSTING COUNT	AVG POSTING LENGTH IN DAYS	MEDIAN POSTING LENGTH IN DAYS	# OF COMPANIES
1.	indeed.ca	3,446	17.9	18	1,697
2.	kijiji.ca	718	15.0	15	291
3.	careerjet.ca	521	12.4	10	107
4.	workopolis.com	515	15.0	15	380
5.	jobbank.gc.ca	471	15.5	16	286
6.	wowjobs.ca	295	15.9	16	230
7.	simplyhired.ca	196	15.6	16	131
8.	jobillico.com	98	20.0	11	23
9.	network.applytoeducation.com	95	11.2	9	3
10.	jobboard.focuscdc.on.ca	85	28.9	30	39
11.	randstad.ca	48	24.0	30	1
12.	tracks.on.ca	39	28.0	31	22
13.	localwork.ca	34	26.7	31	23
14.	careerarc.com	31	23.3	18	12
15.	jobs.livemorenow.ca	29	35.1	32	11
16.	barriercarecentre.com	27	30.0	30	21
17.	agilec.ca	22	14.3	12	12