

JOB DEMAND REPORT

JANUARY 2021

Job posting data collected by Work in Simcoe County from job boards and employer websites who recruit candidates in Simcoe County.

HIGHLIGHTS

JOB POSTINGS BY THE NUMBERS				# OF DAYS POSTED	
TOTAL ACTIVE	NEW THIS MONTH	COMPANIES	JOB BOARDS	AVERAGE	MEDIAN
3,260	2,294	1,435	25	18	15

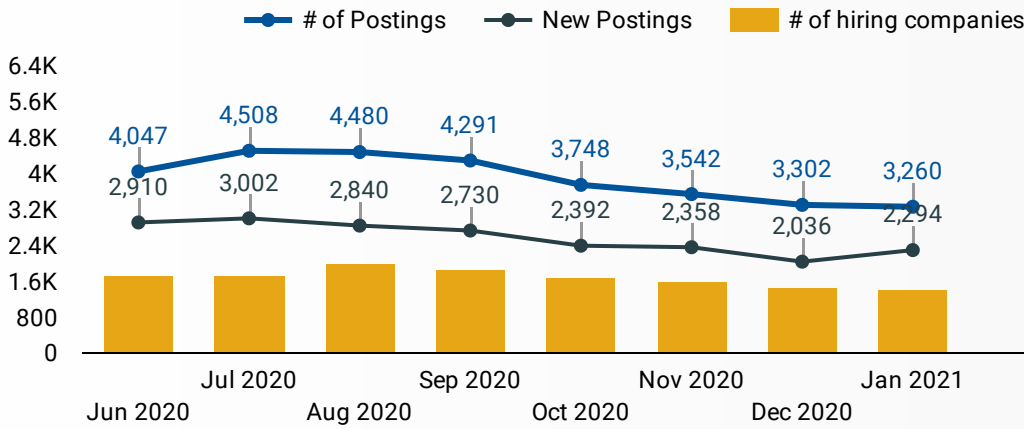
REPORT BUILDER

The default filter selection below will show all job demand data for the month. You can use the filters to create a customized report for the purpose of understanding a subset of the data.

MUNICIPALITY	JOB TYPE	JOB DURATION
JOB BOARD	ADDITIONAL LANGUA...	QUICK FIND
SKILL LEVEL		
SKILL TYPE NAME / 1-DIGIT NATIONAL OCCUPATIONAL CLASSIFICATION CODE		
MAJOR GROUP / 2-DIGIT NATIONAL OCCUPATIONAL CLASSIFICATION CODE		
MINOR GROUP / 3-DIGIT NATIONAL OCCUPATIONAL CLASSIFICATION CODE		
UNIT GROUP / 4-DIGIT NATIONAL OCCUPATIONAL CLASSIFICATION CODE		
COMPANY OR EMPLOYMENT AGENCY		

JOB POSTINGS BY MONTH

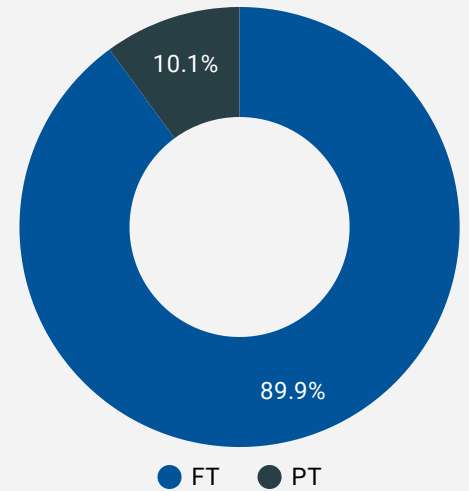
How many job postings were active for at least 1 day this month?



NOTE: This graph cannot be filtered using the controls on the cover page

JOB TYPE

Full-time vs Part-time



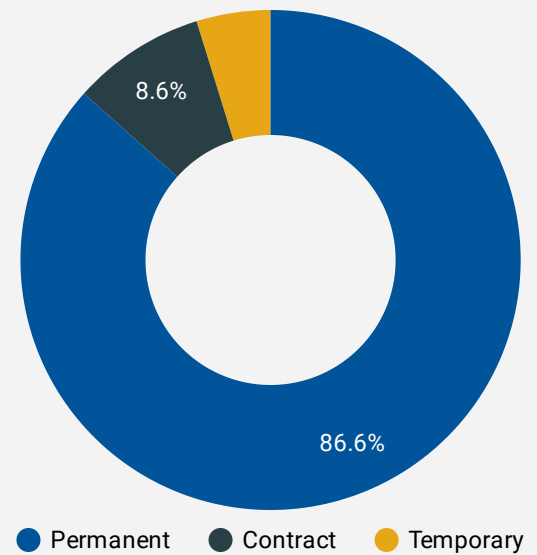
JOB POSTINGS BY REGION

Where are job opportunities being offered?

	MUNICIPALITY	POSTING COUNT	AVG POSTING LENGTH IN DAYS	MEDIAN POSTING LENGTH IN DAYS
1.	Barrie	1,439	18.5	15
2.	Orillia	307	17.9	15
3.	Collingwood	292	18.0	15
4.	Innisfil	242	16.4	15
5.	New Tecumseth	241	18.5	15
6.	Midland	152	18.9	15
7.	Bradford West Gwillimbury	137	17.3	15
8.	Clearview	71	18.9	16

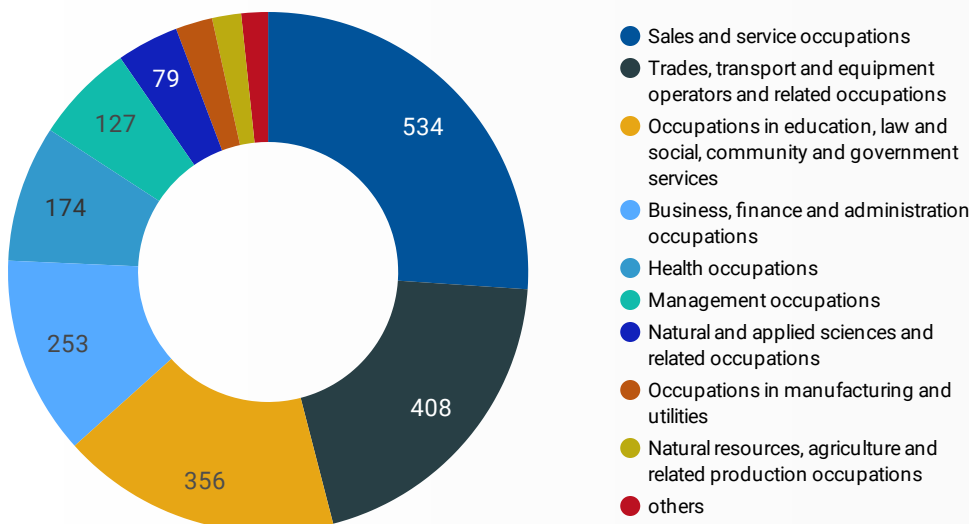
JOB DURATION

Permanency of jobs posted



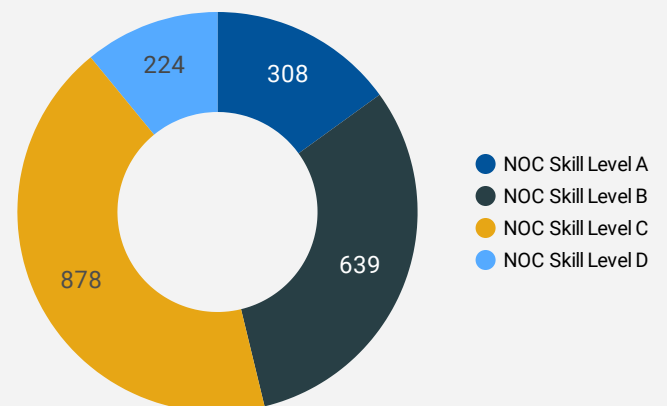
JOB POSTINGS BY SKILL TYPE

What skill type is being recruited?



JOB POSTINGS BY SKILL LEVEL

What education do occupations typically require?



Skill Level A = Usually University education | Skill Level B = Usually College education or Apprenticeship training | Skill Level C = Usually Secondary education or occupation-specific training | Skill Level D = Usually on-the-job training

TOP OCCUPATIONS

What kind of jobs are in-demand?

	4 DIGIT NOC NAME	POSTINGS
1.	Home support workers, housekeepers and related occupations	248
2.	Retail salespersons	82
3.	Material handlers	73
4.	Cooks	62
5.	Administrative assistants	51
6.	Other customer and information services representatives	49
7.	Light duty cleaners	47
8.	Delivery and courier service drivers	41
9.	Retail and wholesale trade managers	40
10.	Carpenters	39
11.	Cashiers	36
12.	Retail and wholesale buyers	31
13.	Janitors, caretakers and building superintendents	27
14.	Dental assistants	26
15.	Early childhood educators and assistants	25
16.	Food and beverage servers	25
17.	Licensed practical nurses	25
18.	Food counter attendants, kitchen helpers and related support occupations	23
19.	Receptionists	23
20.	Security guards and related security service occupations	23
21.	Transport truck drivers	22
22.	Other medical technologists and technicians (except dental health)	22
23.	Residential and commercial installers and servicers	21
24.	General farm workers	20
25.	Painters and decorators (except interior decorators)	19
26.	Accounting and related clerks	18
27.	Accounting technicians and bookkeepers	18
28.	Facility operation and maintenance managers	18
29.	Restaurant and food service managers	17
30.	Heavy equipment operators (except crane)	17

TOP EMPLOYERS/AGENCIES

Who is hiring?

	COMPANY	POSTINGS
1.	Friday Harbour Resort	91
2.	Kijiji Jobs	61
3.	The Staffing Connection	48
4.	CareerJet	43
5.	Royal Victoria Regional Health Centre	33
6.	CSR Cosmetic Solutions Inc.	30
7.	Randstad Canada	29
8.	Walmart Canada	28
9.	TalentWorld	27
10.	County of Simcoe	26
11.	YMCA of Simcoe/Muskoka	26
12.	Home Care Assistance of Barrie, Ontario	26
13.	Sienna Senior Living	26
14.	Napoleon Products	22
15.	Go Heating/Natural Direct Canada	22
16.	Orillia Soldiers' Memorial Hospital	19
17.	MacLean Engineering	17
18.	La CIÃ© d'la Baje en Huronie - La CIÃ© de l'emploi/Employment Services	17
19.	Shoppers Drug Mart	17
20.	Waypoint Centre for Mental Health Care	16
21.	UPS inc.	16
22.	City of Barrie	16
23.	Empower Simcoe	15
24.	Stay Home Forever Inc.	15
25.	We Check	12
26.	Bulk Barn	12
27.	Lowe's	12

OCCUPATIONS BY FREQUENCY & LENGTH OF JOB POSTINGS

What jobs are hard to fill and/or in-demand?

	4 DIGIT NOC	4 DIGIT NOC NAME	SKILL LEVEL	POSTING COUNT	AVG POSTING LENGTH IN DAYS	MEDIAN POSTING LENGTH IN DAYS
1.	4412	Home support workers, housekeepers and related occupations	NOC Skill Level C	248	16.8	15
2.	6421	Retail salespersons	NOC Skill Level C	82	18.0	15
3.	7452	Material handlers	NOC Skill Level C	73	19.4	15
4.	6322	Cooks	NOC Skill Level B	62	22.4	16
5.	1241	Administrative assistants	NOC Skill Level B	51	19.8	15
6.	6552	Other customer and information services representatives	NOC Skill Level C	49	19.7	16
7.	6731	Light duty cleaners	NOC Skill Level D	47	18.3	15
8.	7514	Delivery and courier service drivers	NOC Skill Level C	41	18.3	15
9.	621	Retail and wholesale trade managers	NOC Skill Level A	40	16.9	15
10.	7271	Carpenters	NOC Skill Level B	39	22.3	16
11.	6611	Cashiers	NOC Skill Level D	36	19.0	15
12.	6222	Retail and wholesale buyers	NOC Skill Level B	31	16.6	15
13.	6733	Janitors, caretakers and building superintendents	NOC Skill Level D	27	17.5	15
14.	3411	Dental assistants	NOC Skill Level C	26	19.3	15
15.	4214	Early childhood educators and assistants	NOC Skill Level B	25	17.5	15
16.	6513	Food and beverage servers	NOC Skill Level C	25	21.5	16
17.	3233	Licensed practical nurses	NOC Skill Level B	25	19.4	15
18.	6711	Food counter attendants, kitchen helpers and related support occupations	NOC Skill Level D	23	16.5	15
19.	1414	Receptionists	NOC Skill Level C	23	15.3	15
20.	6541	Security guards and related security service occupations	NOC Skill Level C	23	12.5	10
21.	7511	Transport truck drivers	NOC Skill Level C	22	15.1	15
22.	3219	Other medical technologists and technicians (except dental health)	NOC Skill Level B	22	18.9	15
23.	7441	Residential and commercial installers and servicers	NOC Skill Level C	21	16.7	15
24.	8431	General farm workers	NOC Skill Level C	20	16.8	15
25.	7294	Painters and decorators (except interior decorators)	NOC Skill Level B	19	17.2	15
26.	1431	Accounting and related clerks	NOC Skill Level C	18	20.6	15
27.	1311	Accounting technicians and bookkeepers	NOC Skill Level B	18	18.9	15
28.	714	Facility operation and maintenance managers	NOC Skill Level A	18	15.9	15
29.	631	Restaurant and food service managers	NOC Skill Level A	17	21.8	15

JOB POSTINGS BY 3-DIGIT NATIONAL OCCUPATION CLASSIFICATION

What jobs are hard to fill and/or in-demand?

	3 DIGIT NOC	3 DIGIT NOC NAME	SKILL LEVEL	POSTING COUNT	AVG POSTING LENGTH IN DAYS	MEDIAN POSTING LENGTH IN DAYS
1.	441	Home care providers and educational support occupations	NOC Skill Level C	262	16.5	15
2.	642	Retail salespersons	NOC Skill Level C	82	18.0	15
3.	673	Cleaners	NOC Skill Level D	78	18.2	15
4.	751	Motor vehicle and transit drivers	NOC Skill Level C	75	17.4	15
5.	745	Longshore workers and material handlers	NOC Skill Level C	73	19.4	15
6.	632	Chefs and cooks	NOC Skill Level B	69	21.6	16
7.	421	Paraprofessional occupations in legal, social, community and education services	NOC Skill Level B	60	19.4	15
8.	124	Office administrative assistants - general, legal and medical	NOC Skill Level B	56	19.5	15
9.	341	Assisting occupations in support of health services	NOC Skill Level C	52	18.5	15
10.	655	Customer and information services representatives	NOC Skill Level C	49	19.7	16
11.	727	Carpenters and cabinetmakers	NOC Skill Level B	43	21.6	15

1 - 50 / 115 < >

JOB POSTINGS BY 2-DIGIT NATIONAL OCCUPATION CLASSIFICATION

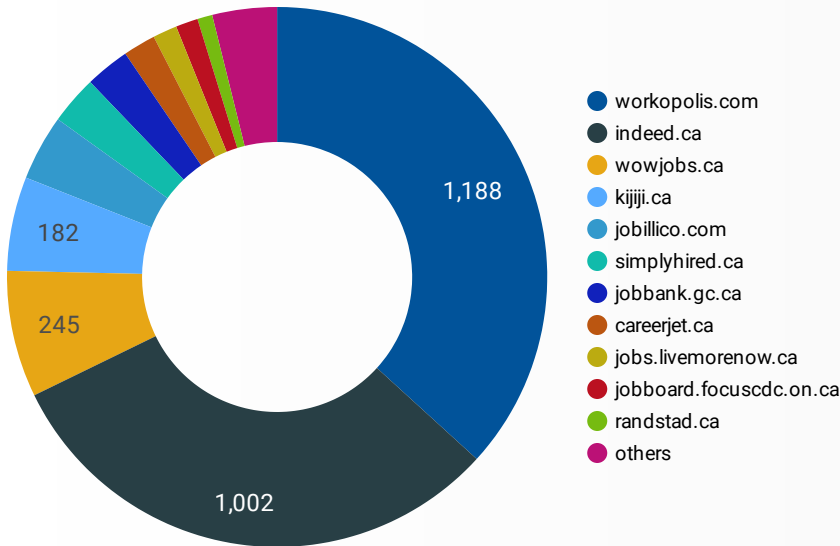
What jobs are hard to fill and/or in-demand?

	2 DIGIT NOC	2 DIGIT NOC NAME	SKILL LEVEL	POSTING COUNT	AVG POSTING LENGTH IN DAYS	MEDIAN POSTING LENGTH IN DAYS
1.	44	Care providers and educational, legal and public protection support occupations	NOC Skill Level C	263	16.5	15
2.	72	Industrial, electrical and construction trades	NOC Skill Level B	140	18.9	15
3.	65	Service representatives and other customer and personal services occupations	NOC Skill Level C	136	18.2	15
4.	67	Service support and other service occupations, n.e.c.	NOC Skill Level D	109	18.4	15
5.	75	Transport and heavy equipment operation and related maintenance occupations	NOC Skill Level C	99	17.3	15
6.	74	Other installers, repairers and servicers and material handlers	NOC Skill Level C	97	18.8	15
7.	12	Administrative and financial supervisors and administrative occupations	NOC Skill Level B	92	19.5	15
8.	63	Service supervisors and specialized service occupations	NOC Skill Level B	90	21.4	16
9.	64	Sales representatives and salespersons - wholesale and retail trade	NOC Skill Level C	83	18.1	15
10.	32	Technical occupations in health	NOC Skill Level B	76	17.4	15
11.	14	Office support occupations	NOC Skill Level C	62	16.7	15

1 - 44 / 44 < >

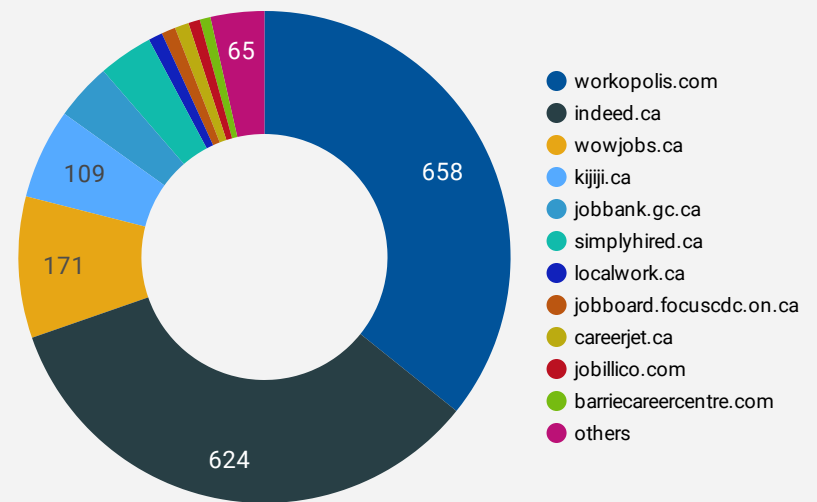
JOB POSTINGS BY JOB BOARD

What share of unique job postings appear on each job board?



COMPANIES BY JOB BOARD

What share of unique job postings appear on each job board?



JOB POSTING DETAILS BY JOB BOARD

How does job posting activity differ by job board?

	JOB BOARD	POSTING COUNT	AVG POSTING LENGTH IN DAYS	MEDIAN POSTING LENGTH IN DAYS	# OF COMPANIES
1.	workopolis.com	1,188	15	15	658
2.	indeed.ca	1,002	28	23	624
3.	wowjobs.ca	245	16	16	171
4.	kijiji.ca	182	15	15	109
5.	jobillico.com	127	19	21	14
6.	simplyhired.ca	94	17	16	66
7.	jobbank.gc.ca	86	28	18	69
8.	careerjet.ca	63	5	4	17
9.	jobs.livemorenow.ca	47	17	10	11
10.	jobboard.focuscdc.on.ca	43	27	31	17
11.	randstad.ca	29	4	3.5	1
12.	localwork.ca	24	30	31	17
13.	tracks.on.ca	22	28	31	13
14.	barriecarecentre.com	16	30	30	13
15.	ymcaofsimcoemusoka.ca	15	30	29	12
16.	careerarc.com	12	20	22	6
17.	charityvillage.com	11	15	15	8