

JOB DEMAND REPORT

NOVEMBER 2020

Job posting data collected by Work in Simcoe County from job boards and employer websites who recruit candidates in Simcoe County.

HIGHLIGHTS

JOB POSTINGS BY THE NUMBERS				# OF DAYS POSTED	
TOTAL ACTIVE	NEW THIS MONTH	COMPANIES	JOB BOARDS	AVERAGE	MEDIAN
3,542	2,358	1,611	20	16	16

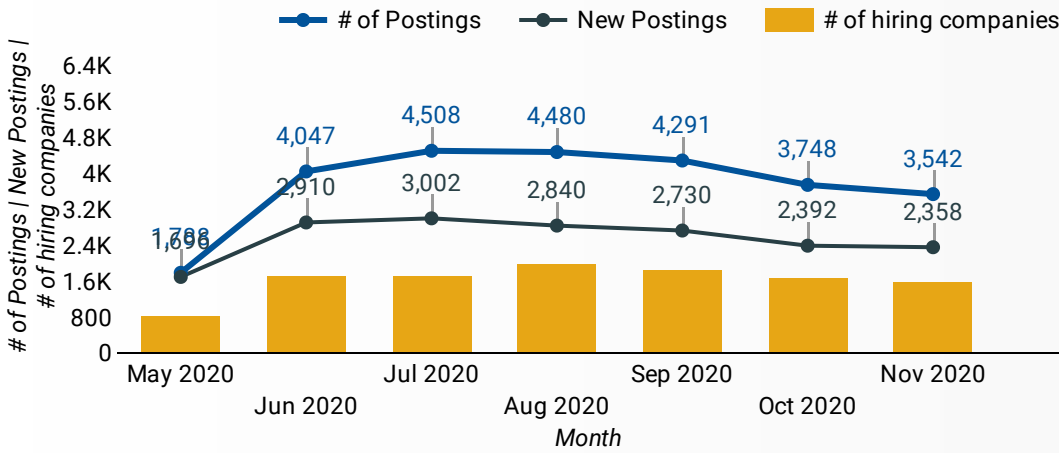
REPORT BUILDER

The default filter selection below will show all job demand data for the month. You can use the filters to create a customized report for the purpose of understanding a subset of the data.

MUNICIPALITY	JOB TYPE	JOB DURATION
JOB BOARD	ADDITIONAL LANGUA...	QUICK FIND
SKILL LEVEL		
SKILL TYPE NAME / 1-DIGIT NATIONAL OCCUPATIONAL CLASSIFICATION CODE		
MAJOR GROUP / 2-DIGIT NATIONAL OCCUPATIONAL CLASSIFICATION CODE		
MINOR GROUP / 3-DIGIT NATIONAL OCCUPATIONAL CLASSIFICATION CODE		
UNIT GROUP / 4-DIGIT NATIONAL OCCUPATIONAL CLASSIFICATION CODE		
COMPANY OR EMPLOYMENT AGENCY		

JOB POSTINGS BY MONTH

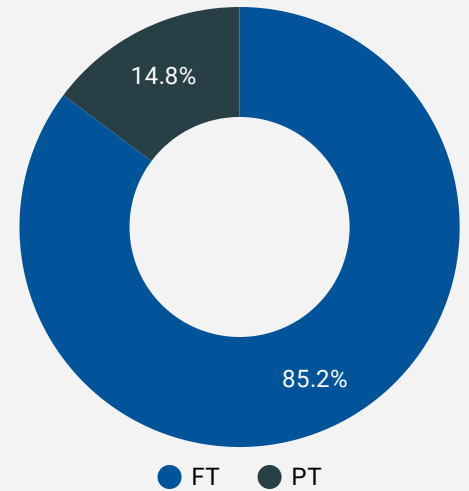
How many job postings were active for at least 1 day this month?



NOTE: This graph cannot be filtered using the controls on the cover page

JOB TYPE

Full-time vs Part-time



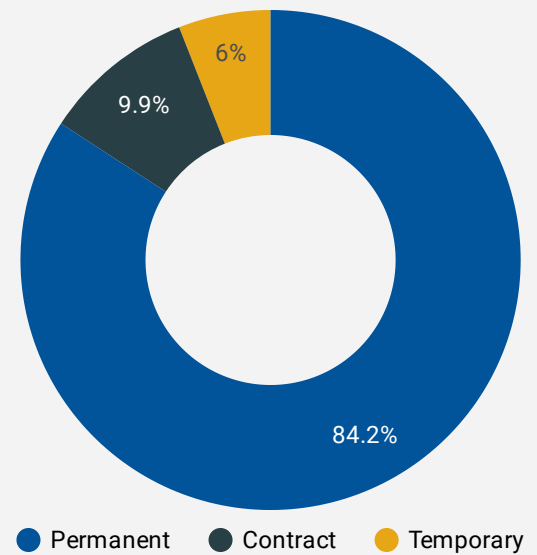
JOB POSTINGS BY REGION

Where are job opportunities being offered?

	MUNICIPALITY	POSTING COUNT	AVG POSTING LENGTH IN DAYS	MEDIAN POSTING LENGTH IN DAYS
1.	Barrie	1,809	16	16
2.	Collingwood	309	17	16
3.	Orillia	263	15	16
4.	New Tecumseth	224	16	16
5.	Innisfil	206	15	16
6.	Midland	147	18	16
7.	Bradford West Gwillimbury	124	17	16
8.	Springwater	66	16	16
-	-	--	--	--

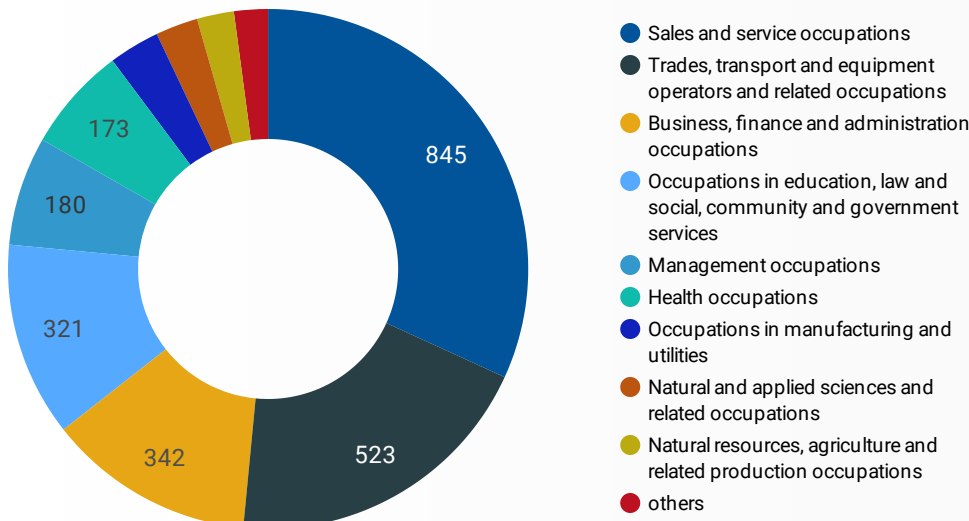
JOB DURATION

Permanency of jobs posted



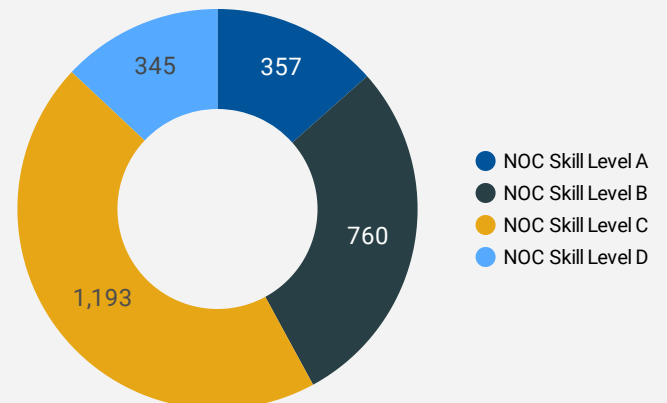
JOB POSTINGS BY SKILL TYPE

What skill type is being recruited?



JOB POSTINGS BY SKILL LEVEL

What education do occupations typically require?



Skill Level A = Usually University education | Skill Level B = Usually College education or Apprenticeship training | Skill Level C = Usually Secondary education or occupation-specific training | Skill Level D = Usually on-the-job training

TOP OCCUPATIONS

What kind of jobs are in-demand?

	4 DIGIT NOC NAME	POSTINGS
1.	Home support workers, housekeepers and related occupations	215
2.	Retail salespersons	144
3.	Cooks	116
4.	Material handlers	114
5.	Other customer and information services representatives	93
6.	Administrative assistants	74
7.	Delivery and courier service drivers	66
8.	Light duty cleaners	59
9.	Retail and wholesale trade managers	54
10.	Security guards and related security service occupations	52
11.	Transport truck drivers	45
12.	Cashiers	43
13.	Food counter attendants, kitchen helpers and related support occupations	42
14.	Food and beverage servers	41
15.	Janitors, caretakers and building superintendents	41
16.	Carpenters	39
17.	Receptionists	37
18.	Nurse aides, orderlies and patient service associates	29
19.	Residential and commercial installers and servicers	28
20.	Retail and wholesale buyers	27
21.	Construction trades helpers and labourers	26
22.	General farm workers	26
23.	Landscaping and grounds maintenance labourers	22
24.	Dental assistants	21
25.	Other medical technologists and technicians (except dental health)	20
26.	Early childhood educators and assistants	20
27.	Senior government managers and officials	20
28.	Shippers and receivers	20
29.	Store shelf stockers, clerks and order fillers	20
30.	Food service supervisors	19

TOP EMPLOYERS/AGENCIES

Who is hiring?

	COMPANY	POSTINGS
1.	Kijiji Jobs	67
2.	Sienna Senior Living	43
3.	Randstad	36
4.	Royal Victoria Regional Health Centre	34
5.	CSR Cosmetic Solutions Inc.	27
6.	Walmart Canada	24
7.	We Check	24
8.	The Home Depot	24
9.	Staples Canada	24
10.	Home Care Assistance of Barrie, Ontario	22
11.	County of Simcoe	20
12.	Friday Harbour Resort	20
13.	Orillia Soldiers' Memorial Hospital	20
14.	Recipe Unlimited Corporation	19
15.	MacLean Engineering & Marketing Co Limited	18
16.	TalentWorld	18
17.	Collingwood General & Marine Hospital	17
18.	Amazon Canada	16
19.	Rona	16
20.	Loblaw Companies Limited	16
21.	UPS inc.	15
22.	Home Instead Senior Care	14
23.	Canada Post - Postes Canada	14
24.	Chartwell Retirement Residences	14
25.	Bayshore HealthCare	14
26.	The Source (Bell) Electronics Inc.	13
27.	United Lumber Home	13

OCCUPATIONS BY FREQUENCY & LENGTH OF JOB POSTINGS

What jobs are hard to fill and/or in-demand?

	4 DIGIT NOC	4 DIGIT NOC NAME	SKILL LEVEL	POSTING COUNT	AVG POSTING LENGTH IN DAYS	MEDIAN POSTING LENGTH IN DAYS
1.	4412	Home support workers, housekeepers and related occupations	NOC Skill Level C	215	15	16
2.	6421	Retail salespersons	NOC Skill Level C	144	15	16
3.	6322	Cooks	NOC Skill Level B	116	17	16
4.	7452	Material handlers	NOC Skill Level C	114	14	16
5.	6552	Other customer and information services representatives	NOC Skill Level C	93	16	16
6.	1241	Administrative assistants	NOC Skill Level B	74	15	16
7.	7514	Delivery and courier service drivers	NOC Skill Level C	66	16	16
8.	6731	Light duty cleaners	NOC Skill Level D	59	16	16
9.	621	Retail and wholesale trade managers	NOC Skill Level A	54	15	16
10.	6541	Security guards and related security service occupations	NOC Skill Level C	52	19	16
11.	7511	Transport truck drivers	NOC Skill Level C	45	19	16
12.	6611	Cashiers	NOC Skill Level D	43	18	16
13.	6711	Food counter attendants, kitchen helpers and related support occupations	NOC Skill Level D	42	15	16
14.	6513	Food and beverage servers	NOC Skill Level C	41	19	16
15.	6733	Janitors, caretakers and building superintendents	NOC Skill Level D	41	18	16
16.	7271	Carpenters	NOC Skill Level B	39	18	16
17.	1414	Receptionists	NOC Skill Level C	37	16	16
18.	3413	Nurse aides, orderlies and patient service associates	NOC Skill Level C	29	16	16
19.	7441	Residential and commercial installers and servicers	NOC Skill Level C	28	18	16
20.	6222	Retail and wholesale buyers	NOC Skill Level B	27	14	16
21.	7611	Construction trades helpers and labourers	NOC Skill Level D	26	15	16
22.	8431	General farm workers	NOC Skill Level C	26	15	16
23.	8612	Landscaping and grounds maintenance labourers	NOC Skill Level D	22	16	16
24.	3411	Dental assistants	NOC Skill Level C	21	14	16
25.	3219	Other medical technologists and technicians (except dental health)	NOC Skill Level B	20	17	16
26.	4214	Early childhood educators and assistants	NOC Skill Level B	20	17	16
27.	12	Senior government managers and officials	NOC Skill Level A	20	16	16
28.	1521	Shippers and receivers	NOC Skill Level C	20	16	16
29.	6622	Store shelf stockers, clerks and order fillers	NOC Skill Level D	20	14	16

JOB POSTINGS BY 3-DIGIT NATIONAL OCCUPATION CLASSIFICATION

What jobs are hard to fill and/or in-demand?

	3 DIGIT NOC	3 DIGIT NOC NAME	SKILL LEVEL	POSTING COUNT	AVG POSTING LENGTH IN DAYS	MEDIAN POSTING LENGTH IN DAYS
1.	441	Home care providers and educational support occupations	NOC Skill Level C	224	15	16
2.	642	Retail salespersons	NOC Skill Level C	144	15	16
3.	632	Chefs and cooks	NOC Skill Level B	131	17	16
4.	751	Motor vehicle and transit drivers	NOC Skill Level C	124	17	16
5.	745	Longshore workers and material handlers	NOC Skill Level C	114	14	16
6.	673	Cleaners	NOC Skill Level D	105	17	16
7.	655	Customer and information services representatives	NOC Skill Level C	96	16	16
8.	124	Office administrative assistants - general, legal and medical	NOC Skill Level B	95	16	16
9.	341	Assisting occupations in support of health services	NOC Skill Level C	60	16	16
10.	141	General office workers	NOC Skill Level C	57	16	16
11.	651	Occupations in food and beverage service	NOC Skill Level C	55	20	16
12.	062	Retail and wholesale trade managers	NOC Skill Level A	54	15	16

1 - 50 / 117 < >

JOB POSTINGS BY 2-DIGIT NATIONAL OCCUPATION CLASSIFICATION

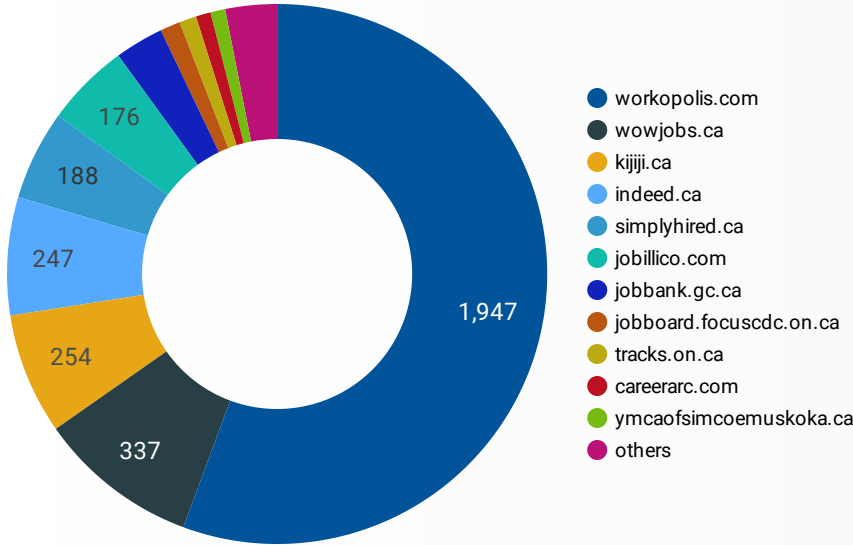
What jobs are hard to fill and/or in-demand?

	2 DIGIT NOC	2 DIGIT NOC NAME	SKILL LEVEL	POSTING COUNT	AVG POSTING LENGTH IN DAYS	MEDIAN POSTING LENGTH IN DAYS
1.	65	Service representatives and other customer and personal services occupations	NOC Skill Level C	237	18	16
2.	44	Care providers and educational, legal and public protection support occupations	NOC Skill Level C	224	15	16
3.	63	Service supervisors and specialized service occupations	NOC Skill Level B	169	18	16
4.	67	Service support and other service occupations, n.e.c.	NOC Skill Level D	167	16	16
5.	75	Transport and heavy equipment operation and related maintenance occupations	NOC Skill Level C	155	17	16
6.	64	Sales representatives and salespersons - wholesale and retail trade	NOC Skill Level C	149	15	16
7.	12	Administrative and financial supervisors and administrative occupations	NOC Skill Level B	146	16	16
8.	74	Other installers, repairers and servicers and material handlers	NOC Skill Level C	143	15	16
9.	72	Industrial, electrical and construction trades	NOC Skill Level B	137	18	16
10.	14	Office support occupations	NOC Skill Level C	93	16	16
11.	32	Technical occupations in health	NOC Skill Level B	74	17	16

1 - 45 / 45 < >

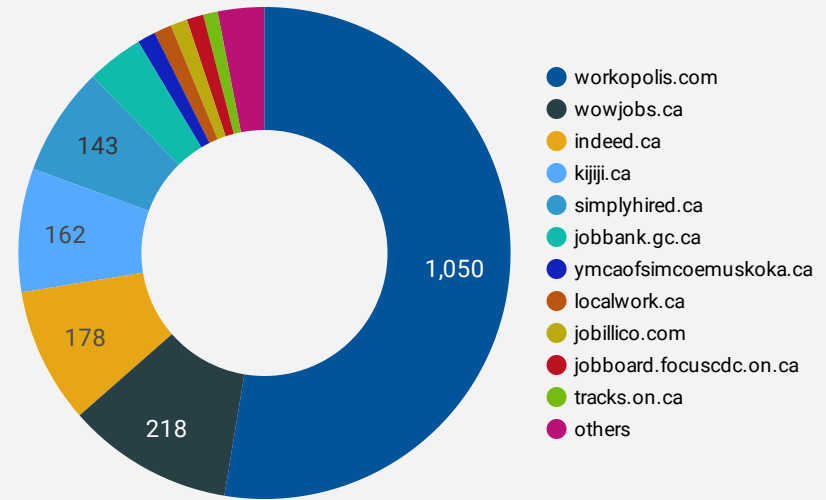
JOB POSTINGS BY JOB BOARD

What share of unique job postings appear on each job board?



COMPANIES BY JOB BOARD

What share of unique job postings appear on each job board?



JOB POSTING DETAILS BY JOB BOARD

How does job posting activity differ by job board?

	JOB BOARD	POSTING COUNT	POSTING DAYS	POSTING DAYS	COMPANY
1.	workopolis.com	1,947	16	16	1,050
2.	wowjobs.ca	337	12	13	218
3.	kijiji.ca	254	16	16	162
4.	indeed.ca	247	9	9	178
5.	simplyhired.ca	188	15	16	143
6.	jobillico.com	176	15	11.5	22
7.	jobbank.gc.ca	102	28	22.5	74
8.	jobboard.focuscdc.on.ca	42	25	29.5	22
9.	tracks.on.ca	36	18	15	19
10.	careerarc.com	31	28	20	14
11.	ymcaofsimcoemuskoka.ca	31	27	29	24
12.	localwork.ca	31	25	29	23
13.	agilec.ca	25	27	28	17
14.	simcoe.hua.hrsmart.com	13	10	11	1
15.	charityvillage.com	11	14	16	10
16.	barriecareercentre.com	9	26	26	8
17.	jobs.livemorenow.ca	8	62	61	4
18.	gojobs.gov.on.ca	7	21	16	5