

# JOB DEMAND REPORT

## OCTOBER 2020

*Job posting data collected by Work in Simcoe County from job boards and employer websites who recruit candidates in Simcoe County.*

### HIGHLIGHTS

JOB POSTINGS BY THE NUMBERS				# OF DAYS POSTED	
TOTAL ACTIVE	NEW THIS MONTH	COMPANIES	JOB BOARDS	AVERAGE	MEDIAN
3,748	2,392	1,699	19	15	16

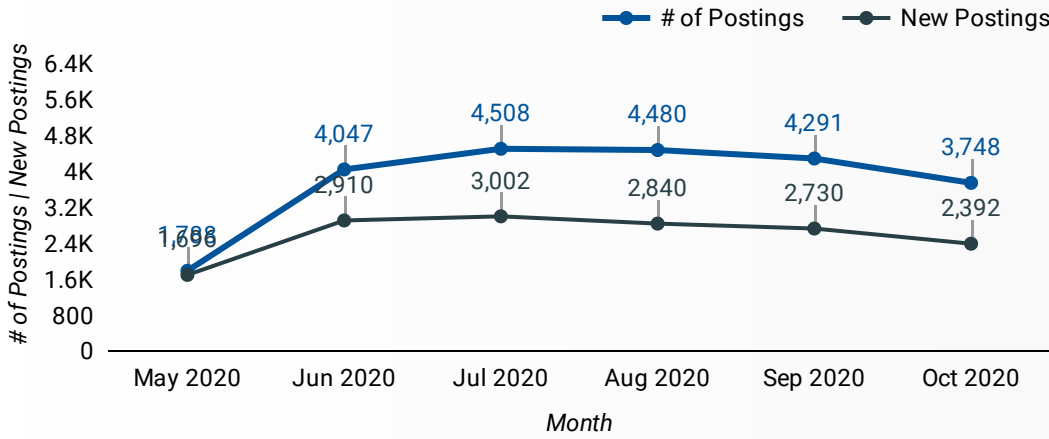
## REPORT BUILDER

The default filter selection below will show all job demand data for the month. You can use the filters to create a customized report for the purpose of understanding a subset of the data.

MUNICIPALITY	JOB TYPE	JOB DURATION
JOB BOARD	ADDITIONAL LANGUA...	QUICK FIND
SKILL LEVEL		
SKILL TYPE NAME / 1-DIGIT NATIONAL OCCUPATIONAL CLASSIFICATION CODE		
MAJOR GROUP / 2-DIGIT NATIONAL OCCUPATIONAL CLASSIFICATION CODE		
MINOR GROUP / 3-DIGIT NATIONAL OCCUPATIONAL CLASSIFICATION CODE		
UNIT GROUP / 4-DIGIT NATIONAL OCCUPATIONAL CLASSIFICATION CODE		
COMPANY OR EMPLOYMENT AGENCY		

## JOB POSTINGS BY MONTH

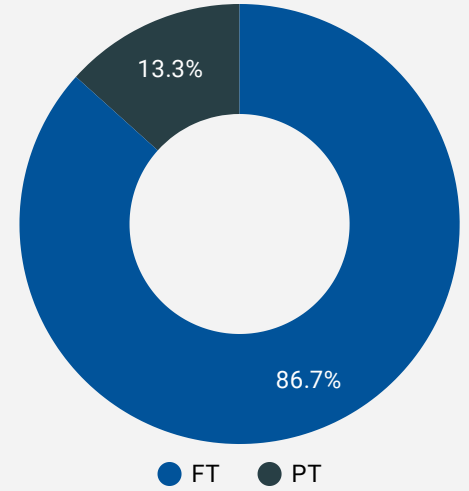
How many job postings were active for at least 1 day this month?



NOTE: This graph cannot be filtered using the controls on the cover page

## JOB TYPE

Full-time vs Part-time



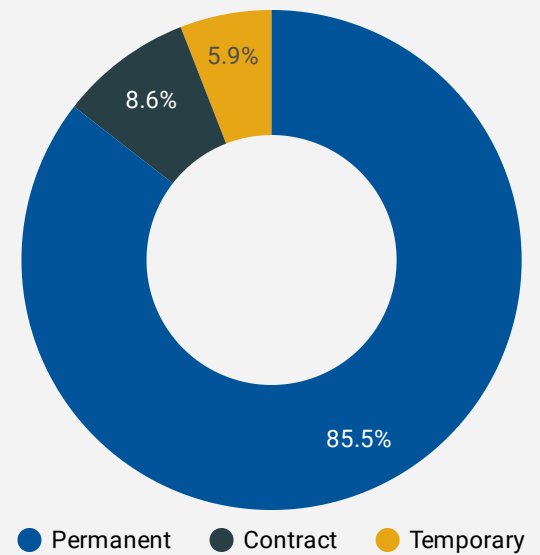
## JOB POSTINGS BY REGION

Where are job opportunities being offered?

	MUNICIPALITY	POSTING COUNT	AVG POSTING LENGTH IN DAYS	MEDIAN POSTING LENGTH IN DAYS
1.	Barrie	1,839	15	16
2.	Orillia	321	14	16
3.	New Tecumseth	288	16	16
4.	Collingwood	258	16	16
5.	Innisfil	213	15	16
6.	Midland	183	15	16
7.	Bradford West Gwillimbury	155	16	16
8.	Clearview	81	12	16

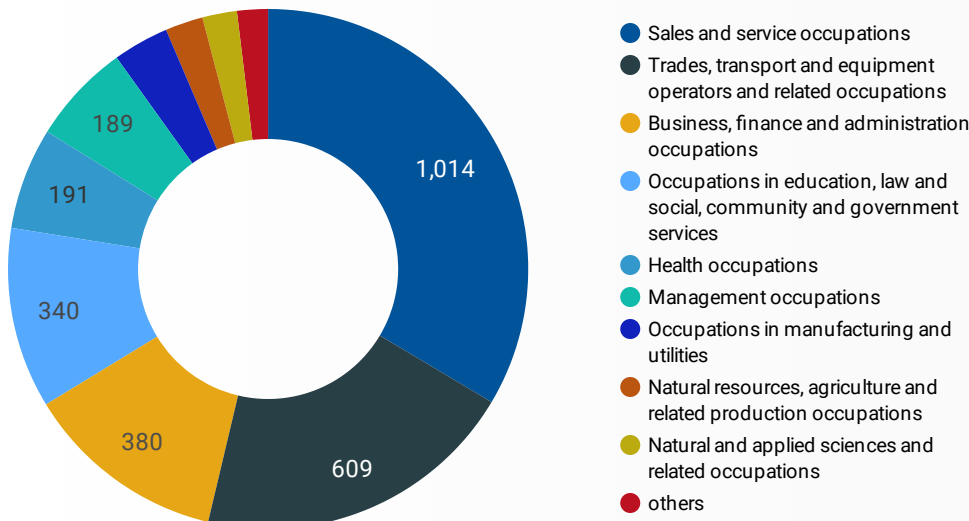
## JOB DURATION

Permanency of jobs posted



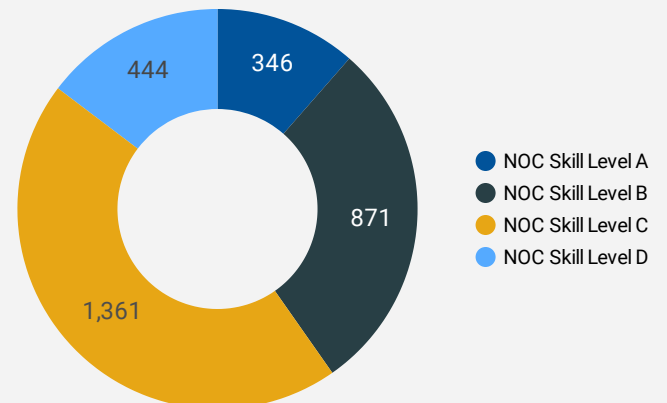
## JOB POSTINGS BY SKILL TYPE

What skill type is being recruited?



## JOB POSTINGS BY SKILL LEVEL

What education do occupations typically require?



Skill Level A = Usually University education | Skill Level B = Usually College education or Apprenticeship training | Skill Level C = Usually Secondary education or occupation-specific training | Skill Level D = Usually on-the-job training

## TOP OCCUPATIONS

What kind of jobs are in-demand?

	4 DIGIT NOC NAME	POSTINGS
1.	Retail salespersons	226
2.	Home support workers, housekeepers and related occupations	205
3.	Material handlers	130
4.	Cooks	124
5.	Other customer and information services representatives	105
6.	Light duty cleaners	84
7.	Delivery and courier service drivers	80
8.	Retail and wholesale trade managers	58
9.	Janitors, caretakers and building superintendents	58
10.	Administrative assistants	57
11.	Transport truck drivers	50
12.	Cashiers	49
13.	Carpenters	49
14.	Food counter attendants, kitchen helpers and related support occupations	46
15.	Receptionists	43
16.	Construction trades helpers and labourers	40
17.	Food and beverage servers	38
18.	Security guards and related security service occupations	37
19.	Social and community service workers	35
20.	Shippers and receivers	32
21.	Retail sales supervisors	31
22.	Store shelf stockers, clerks and order fillers	30
23.	Nurse aides, orderlies and patient service associates	29
24.	Other medical technologists and technicians (except dental health)	29
25.	General office support workers	28
26.	General farm workers	28
27.	Food service supervisors	27
28.	Residential and commercial installers and servicers	26
29.	Early childhood educators and assistants	25
30.	Retail and wholesale buyers	22

## TOP EMPLOYERS/AGENCIES

Who is hiring?

	COMPANY	POSTINGS
1.	Kijiji Jobs	64
2.	The Home Depot	44
3.	Royal Victoria Regional Health Centre	40
4.	Sienna Senior Living	34
5.	Randstad	33
6.	CSR Cosmetic Solutions Inc.	28
7.	We Check	28
8.	Canada Post - Postes Canada	28
9.	Amazon Canada	27
10.	TJX Companies, Inc.	24
11.	Orillia Soldiers' Memorial Hospital	23
12.	Walmart Canada	22
13.	County of Simcoe	20
14.	Staples Canada	20
15.	Home Depot of Canada Inc.	20
16.	Stevenson Memorial Hospital	19
17.	Napoleon Products	19
18.	Canadian Tire	18
19.	NT Temps Inc	18
20.	Compass Group Canada	17
21.	Shoppers Drug Mart	16
22.	Recipe Unlimited Corporation	16
23.	Horseshoe Valley Resort	15
24.	Tim Hortons	15
25.	Friday Harbour Resort	14
26.	Loblaw Companies Limited	14
27.	Chartwell Retirement Residences	14

## OCCUPATIONS BY FREQUENCY & LENGTH OF JOB POSTINGS

What jobs are hard to fill and/or in-demand?

	4 DIGIT NOC	4 DIGIT NOC NAME	SKILL LEVEL	POSTING COUNT	AVG POSTING LENGTH IN DAYS	MEDIAN POSTING LENGTH IN DAYS
1.	6421	Retail salespersons	NOC Skill Level C	226	14	16
2.	4412	Home support workers, housekeepers and related occupations	NOC Skill Level C	205	15	16
3.	7452	Material handlers	NOC Skill Level C	130	14	16
4.	6322	Cooks	NOC Skill Level B	124	16	16
5.	6552	Other customer and information services representatives	NOC Skill Level C	105	14	16
6.	6731	Light duty cleaners	NOC Skill Level D	84	16	16
7.	7514	Delivery and courier service drivers	NOC Skill Level C	80	15	16
8.	621	Retail and wholesale trade managers	NOC Skill Level A	58	14	16
9.	6733	Janitors, caretakers and building superintendents	NOC Skill Level D	58	16	16
10.	1241	Administrative assistants	NOC Skill Level B	57	15	16
11.	7511	Transport truck drivers	NOC Skill Level C	50	14	16
12.	6611	Cashiers	NOC Skill Level D	49	13	16
13.	7271	Carpenters	NOC Skill Level B	49	16	16
14.	6711	Food counter attendants, kitchen helpers and related support occupations	NOC Skill Level D	46	16	16
15.	1414	Receptionists	NOC Skill Level C	43	15	16
16.	7611	Construction trades helpers and labourers	NOC Skill Level D	40	16	16
17.	6513	Food and beverage servers	NOC Skill Level C	38	16	16
18.	6541	Security guards and related security service occupations	NOC Skill Level C	37	20	16
19.	4212	Social and community service workers	NOC Skill Level B	35	15	16
20.	1521	Shippers and receivers	NOC Skill Level C	32	14	16
21.	6211	Retail sales supervisors	NOC Skill Level B	31	19	16
22.	6622	Store shelf stockers, clerks and order fillers	NOC Skill Level D	30	13	16
23.	3413	Nurse aides, orderlies and patient service associates	NOC Skill Level C	29	15	16
24.	3219	Other medical technologists and technicians (except dental health)	NOC Skill Level B	29	14	16
25.	1411	General office support workers	NOC Skill Level C	28	19	16
26.	8431	General farm workers	NOC Skill Level C	28	17	16
27.	6311	Food service supervisors	NOC Skill Level B	27	22	16
28.	7441	Residential and commercial installers and servicers	NOC Skill Level C	26	14	16
29.	4214	Early childhood educators and assistants	NOC Skill Level B	25	15	16

## JOB POSTINGS BY 3-DIGIT NATIONAL OCCUPATION CLASSIFICATION

What jobs are hard to fill and/or in-demand?

	3 DIGIT NOC	3 DIGIT NOC NAME	SKILL LEVEL	POSTING COUNT	AVG POSTING LENGTH IN DAYS	MEDIAN POSTING LENGTH IN DAYS
1.	642	Retail salespersons	NOC Skill Level C	226	14	16
2.	441	Home care providers and educational support occupations	NOC Skill Level C	216	15	16
3.	673	Cleaners	NOC Skill Level D	151	16	16
4.	751	Motor vehicle and transit drivers	NOC Skill Level C	143	15	16
5.	745	Longshore workers and material handlers	NOC Skill Level C	130	14	16
6.	632	Chefs and cooks	NOC Skill Level B	129	16	16
7.	655	Customer and information services representatives	NOC Skill Level C	106	14	16
8.	124	Office administrative assistants - general, legal and medical	NOC Skill Level B	84	16	16
9.	421	Paraprofessional occupations in legal, social, community and education services	NOC Skill Level B	80	15	16
10.	141	General office workers	NOC Skill Level C	73	17	16
11.	341	Assisting occupations in support of health services	NOC Skill Level C	69	15	16

1 - 50 / 129 < >

## JOB POSTINGS BY 2-DIGIT NATIONAL OCCUPATION CLASSIFICATION

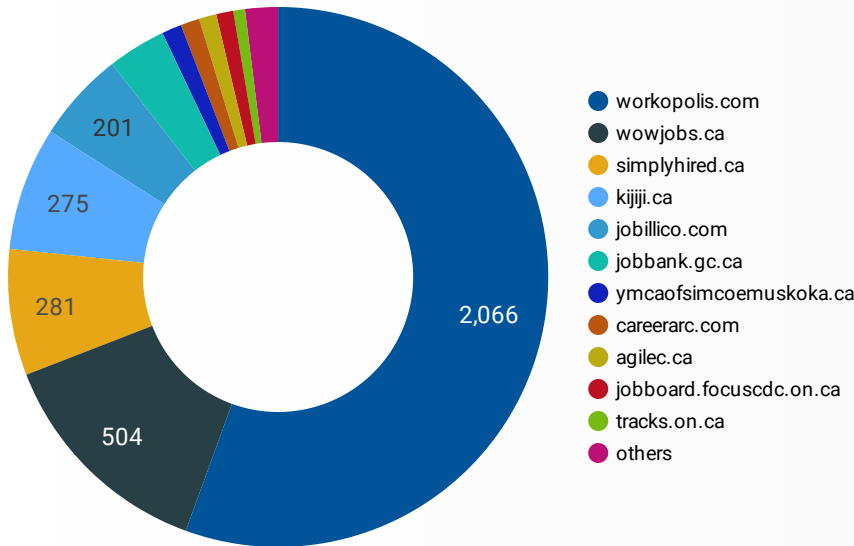
What jobs are hard to fill and/or in-demand?

	2 DIGIT NOC	2 DIGIT NOC NAME	SKILL LEVEL	POSTING COUNT	AVG POSTING LENGTH IN DAYS	MEDIAN POSTING LENGTH IN DAYS
1.	64	Sales representatives and salespersons - wholesale and retail trade	NOC Skill Level C	230	14	16
2.	44	Care providers and educational, legal and public protection support occupations	NOC Skill Level C	220	15	16
3.	65	Service representatives and other customer and personal services occupations	NOC Skill Level C	216	16	16
4.	67	Service support and other service occupations, n.e.c.	NOC Skill Level D	215	16	16
5.	63	Service supervisors and specialized service occupations	NOC Skill Level B	191	17	16
6.	75	Transport and heavy equipment operation and related maintenance occupations	NOC Skill Level C	171	15	16
7.	72	Industrial, electrical and construction trades	NOC Skill Level B	159	17	16
8.	74	Other installers, repairers and servicers and material handlers	NOC Skill Level C	158	14	16
9.	12	Administrative and financial supervisors and administrative occupations	NOC Skill Level B	142	16	16
10.	14	Office support occupations	NOC Skill Level C	102	17	16
11.	66	Sales support occupations	NOC Skill Level D	91	13	16

1 - 47 / 47 < >

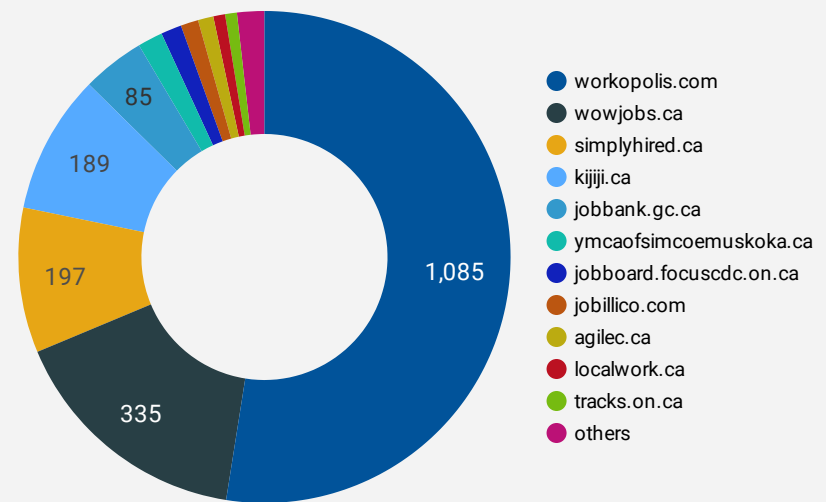
## JOB POSTINGS BY JOB BOARD

What share of unique job postings appear on each job board?



## COMPANIES BY JOB BOARD

What share of unique job postings appear on each job board?



## JOB POSTING DETAILS BY JOB BOARD

How does job posting activity differ by job board?

	JOB BOARD	POSTING COUNT	POSTING DAYS	POSTING DAYS	COMPANY
1.	workopolis.com	2,066	16	16	1,085
2.	wowjobs.ca	504	8	8	335
3.	simplyhired.ca	281	15	16	197
4.	kijiji.ca	275	15	16	189
5.	jobillico.com	201	14	9.5	24
6.	jobbank.gc.ca	130	26	16	85
7.	ymcaofsimcoemuskoka.ca	44	19	19	34
8.	careerarc.com	42	11	8	9
9.	agilec.ca	39	34	31	21
10.	jobboard.focuscdc.on.ca	38	28	30	28
11.	tracks.on.ca	26	23	23	16
12.	localwork.ca	20	29	31	16
13.	simcoe.hua.hrsmart.com	18	17	14	1
14.	jobs.livemorenow.ca	11	39	30	7
15.	indeed.ca	8	2	2	7
16.	barriecareercentre.com	5	21	21	5
17.	charityvillage.com	5	15	16	3
18.	gojobs.gov.on.ca	4	23	23	3