

JOB DEMAND REPORT

SEPTEMBER 2020

Job posting data collected by Work in Simcoe County from job boards and employer websites who recruit candidates in Simcoe County.

HIGHLIGHTS

JOB POSTINGS BY THE NUMBERS				# OF DAYS POSTED	
TOTAL ACTIVE	NEW THIS MONTH	COMPANIES	JOB BOARDS	AVERAGE	MEDIAN
4,291	2,730	1,864	18	19	16

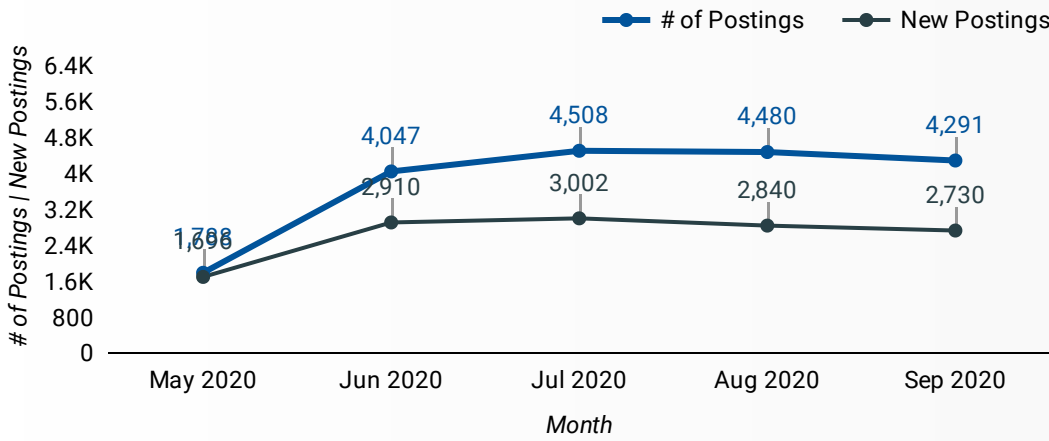
REPORT BUILDER

The default filter selection below will show all job demand data for the month. You can use the filters to create a customized report for the purpose of understanding a subset of the data.

MUNICIPALITY	JOB TYPE	JOB DURATION
JOB BOARD	ADDITIONAL LANGUA...	QUICK FIND
SKILL LEVEL		
SKILL TYPE NAME / 1-DIGIT NATIONAL OCCUPATIONAL CLASSIFICATION CODE		
MAJOR GROUP / 2-DIGIT NATIONAL OCCUPATIONAL CLASSIFICATION CODE		
MINOR GROUP / 3-DIGIT NATIONAL OCCUPATIONAL CLASSIFICATION CODE		
UNIT GROUP / 4-DIGIT NATIONAL OCCUPATIONAL CLASSIFICATION CODE		
COMPANY OR EMPLOYMENT AGENCY		

JOB POSTINGS BY MONTH

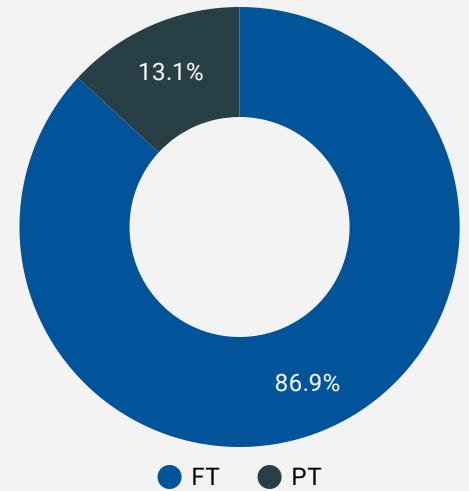
How many job postings were active for at least 1 day this month?



NOTE: This graph cannot be filtered using the controls on the cover page

JOB TYPE

Full-time vs Part-time



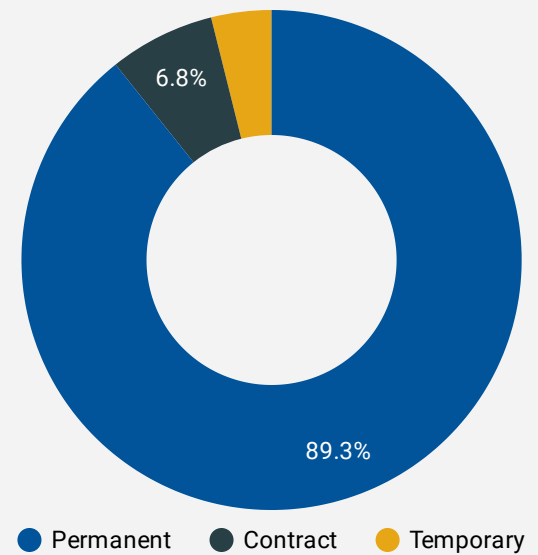
JOB POSTINGS BY REGION

Where are job opportunities being offered?

	MUNICIPALITY	POSTING COUNT	AVG POSTING LENGTH IN DAYS	MEDIAN POSTING LENGTH IN DAYS
1.	Barrie	2,231	20	16
2.	Orillia	320	16	16
3.	New Tecumseth	288	19	16
4.	Collingwood	276	16	16
5.	Innisfil	247	17	16
6.	Midland	201	15	16
7.	Bradford West Gwillimbury	170	17	16
8.	Wasaga Beach	82	21	16

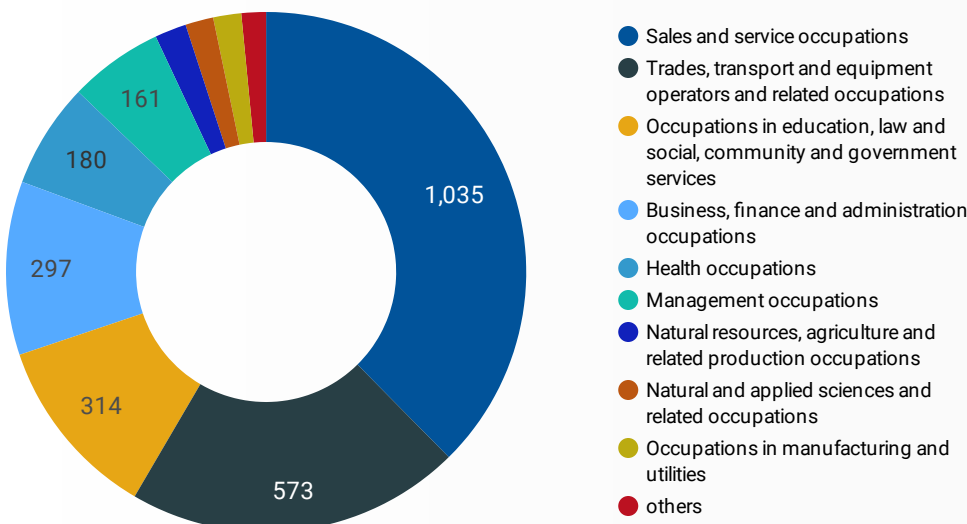
JOB DURATION

Permanency of jobs posted



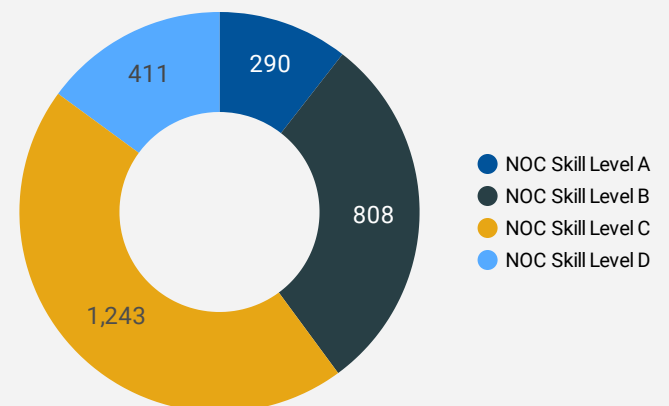
JOB POSTINGS BY SKILL TYPE

What skill type is being recruited?



JOB POSTINGS BY SKILL LEVEL

What education do occupations typically require?



Skill Level A = Usually University education | Skill Level B = Usually College education or Apprenticeship training | Skill Level C = Usually Secondary education or occupation-specific training | Skill Level D = Usually on-the-job training

TOP OCCUPATIONS

What kind of jobs are in-demand?

	4 DIGIT NOC NAME	POSTINGS
1.	Retail salespersons	204
2.	Home support workers, housekeepers and related occupations	197
3.	Cooks	138
4.	Other customer and information services representatives	101
5.	Material handlers	96
6.	Light duty cleaners	88
7.	Food and beverage servers	82
8.	Delivery and courier service drivers	72
9.	Retail and wholesale trade managers	59
10.	Food counter attendants, kitchen helpers and related support occupations	59
11.	Janitors, caretakers and building superintendents	55
12.	Receptionists	53
13.	Construction trades helpers and labourers	51
14.	Carpenters	49
15.	Transport truck drivers	49
16.	Cashiers	48
17.	Administrative assistants	41
18.	Retail and wholesale buyers	38
19.	Dental assistants	31
20.	Painters and decorators (except interior decorators)	29
21.	Security guards and related security service occupations	28
22.	Other medical technologists and technicians (except dental health)	26
23.	Roofers and shinglers	26
24.	Landscaping and grounds maintenance labourers	25
25.	Shippers and receivers	25
26.	General office support workers	24
27.	Store shelf stockers, clerks and order fillers	23
28.	Food service supervisors	23
29.	Social and community service workers	23
30.	Nurse aides, orderlies and patient service associates	20

TOP EMPLOYERS/AGENCIES

Who is hiring?

	COMPANY	POSTINGS
1.	Kijiji	269
2.	The Home Depot	40
3.	Sienna Senior Living	40
4.	Royal Victoria Regional Health Centre	35
5.	Randstad	32
6.	Napoleon Products	31
7.	Simcoe County District School Board	29
8.	County of Simcoe	27
9.	Canada Post - Postes Canada	26
10.	Starbucks	26
11.	Tim Hortons	24
12.	Recipe Unlimited Corporation	24
13.	Home Depot of Canada Inc.	23
14.	Walmart Canada	21
15.	NT Temps Inc	20
16.	Loblaw Companies Limited	20
17.	TJX Canada	18
18.	Stevenson Memorial Hospital	18
19.	CSR Cosmetic Solutions Inc.	18
20.	Friday Harbour Resort	18
21.	Compass Group Canada	17
22.	Orillia Soldiers' Memorial Hospital	17
23.	The Source (Bell) Electronics Inc.	17
24.	We Check	17
25.	Adecco	17
26.	Home Care Assistance of Barrie, Ontario	16
27.	Canadian Tire	15

OCCUPATIONS BY FREQUENCY & LENGTH OF JOB POSTINGS

What jobs are hard to fill and/or in-demand?

	4 DIGIT NOC	4 DIGIT NOC NAME	SKILL LEVEL	POSTING COUNT	AVG POSTING LENGTH IN DAYS	MEDIAN POSTING LENGTH IN DAYS
1.	6421	Retail salespersons	NOC Skill Level C	204	18	16
2.	4412	Home support workers, housekeepers and related occupations	NOC Skill Level C	197	18	16
3.	6322	Cooks	NOC Skill Level B	138	18	16
4.	6552	Other customer and information services representatives	NOC Skill Level C	101	17	16
5.	7452	Material handlers	NOC Skill Level C	96	18	16
6.	6731	Light duty cleaners	NOC Skill Level D	88	19	16
7.	6513	Food and beverage servers	NOC Skill Level C	82	33	16
8.	7514	Delivery and courier service drivers	NOC Skill Level C	72	16	16
9.	621	Retail and wholesale trade managers	NOC Skill Level A	59	15	16
10.	6711	Food counter attendants, kitchen helpers and related support occupations	NOC Skill Level D	59	19	16
11.	6733	Janitors, caretakers and building superintendents	NOC Skill Level D	55	20	16
12.	1414	Receptionists	NOC Skill Level C	53	18	16
13.	7611	Construction trades helpers and labourers	NOC Skill Level D	51	20	16
14.	7271	Carpenters	NOC Skill Level B	49	16	16
15.	7511	Transport truck drivers	NOC Skill Level C	49	17	16
16.	6611	Cashiers	NOC Skill Level D	48	15	16
17.	1241	Administrative assistants	NOC Skill Level B	41	17	16
18.	6222	Retail and wholesale buyers	NOC Skill Level B	38	14	13
19.	3411	Dental assistants	NOC Skill Level C	31	16	16
20.	7294	Painters and decorators (except interior decorators)	NOC Skill Level B	29	16	16
21.	6541	Security guards and related security service occupations	NOC Skill Level C	28	17	16
22.	3219	Other medical technologists and technicians (except dental health)	NOC Skill Level B	26	14	16
23.	7291	Roofers and shinglers	NOC Skill Level B	26	16	16
24.	8612	Landscaping and grounds maintenance labourers	NOC Skill Level D	25	15	16
25.	1521	Shippers and receivers	NOC Skill Level C	25	14	16
26.	1411	General office support workers	NOC Skill Level C	24	19	16
27.	6622	Store shelf stockers, clerks and order fillers	NOC Skill Level D	23	22	16
28.	6311	Food service supervisors	NOC Skill Level B	23	40	32
29.	4212	Social and community service workers	NOC Skill Level B	23	16	16

JOB POSTINGS BY 3-DIGIT NATIONAL OCCUPATION CLASSIFICATION

What jobs are hard to fill and/or in-demand?

	3 DIGIT NOC	3 DIGIT NOC NAME	SKILL LEVEL	POSTING COUNT	AVG POSTING LENGTH IN DAYS	MEDIAN POSTING LENGTH IN DAYS
1.	441	Home care providers and educational support occupations	NOC Skill Level C	221	18	16
2.	642	Retail salespersons	NOC Skill Level C	204	18	16
3.	673	Cleaners	NOC Skill Level D	153	19	16
4.	632	Chefs and cooks	NOC Skill Level B	149	18	16
5.	751	Motor vehicle and transit drivers	NOC Skill Level C	134	16	16
6.	651	Occupations in food and beverage service	NOC Skill Level C	103	30	16
7.	655	Customer and information services representatives	NOC Skill Level C	102	17	16
8.	745	Longshore workers and material handlers	NOC Skill Level C	96	18	16
9.	141	General office workers	NOC Skill Level C	77	18	16
10.	341	Assisting occupations in support of health services	NOC Skill Level C	63	15	16
11.	421	Paraprofessional occupations in legal, social, community and education services	NOC Skill Level B	62	15	16

1 - 50 / 116 < >

JOB POSTINGS BY 2-DIGIT NATIONAL OCCUPATION CLASSIFICATION

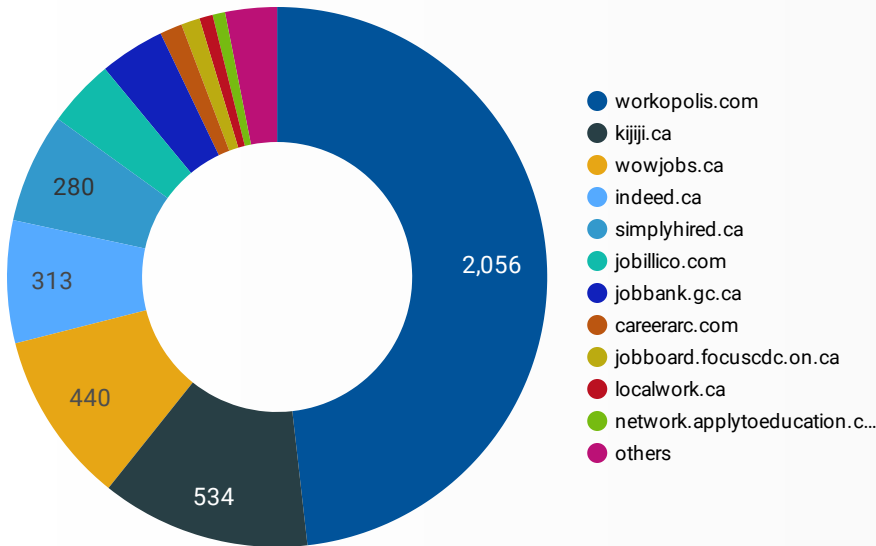
What jobs are hard to fill and/or in-demand?

	2 DIGIT NOC	2 DIGIT NOC NAME	SKILL LEVEL	POSTING COUNT	AVG POSTING LENGTH IN DAYS	MEDIAN POSTING LENGTH IN DAYS
1.	65	Service representatives and other customer and personal services occupations	NOC Skill Level C	256	24	16
2.	44	Care providers and educational, legal and public protection support occupations	NOC Skill Level C	223	18	16
3.	67	Service support and other service occupations, n.e.c.	NOC Skill Level D	219	19	16
4.	64	Sales representatives and salespersons - wholesale and retail trade	NOC Skill Level C	208	18	16
5.	63	Service supervisors and specialized service occupations	NOC Skill Level B	205	20	16
6.	72	Industrial, electrical and construction trades	NOC Skill Level B	180	17	16
7.	75	Transport and heavy equipment operation and related maintenance occupations	NOC Skill Level C	162	17	16
8.	74	Other installers, repairers and servicers and material handlers	NOC Skill Level C	112	17	16
9.	14	Office support occupations	NOC Skill Level C	102	18	16
10.	12	Administrative and financial supervisors and administrative occupations	NOC Skill Level B	97	15	16
11.	66	Sales support occupations	NOC Skill Level D	79	17	16

1 - 44 / 44 < >

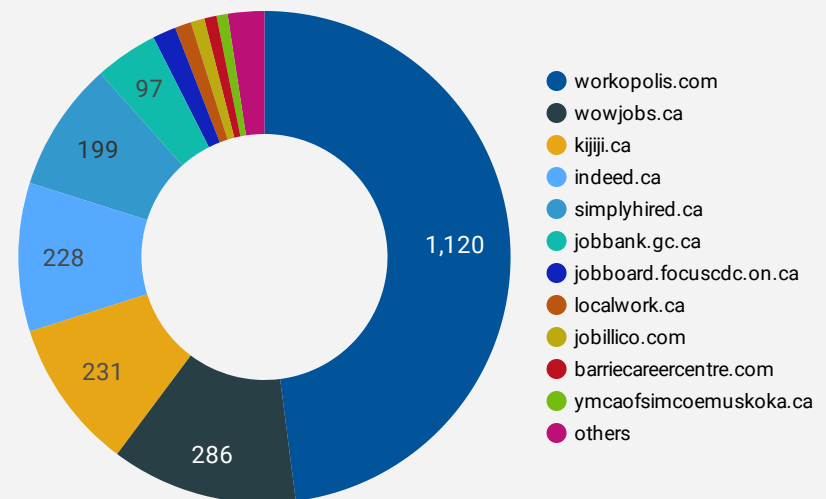
JOB POSTINGS BY JOB BOARD

What share of unique job postings appear on each job board?



COMPANIES BY JOB BOARD

What share of unique job postings appear on each job board?



JOB POSTING DETAILS BY JOB BOARD

How does job posting activity differ by job board?

	JOB BOARD	POSTING COUNT	POSTING DAYS	POSTING DAYS	COMPANY
1.	workopolis.com	2,056	16	16	1,120
2.	kijiji.ca	534	16	16	231
3.	wowjobs.ca	440	9	10	286
4.	indeed.ca	313	27	15	228
5.	simplyhired.ca	280	16	16	199
6.	jobillico.com	173	14	10	21
7.	jobbank.gc.ca	166	36	23	97
8.	careerarc.com	57	66	95	13
9.	jobboard.focuscdc.on.ca	48	33	31	36
10.	localwork.ca	34	29	31	25
11.	network.applytoeducation.com	32	17	17	2
12.	barriecareercentre.com	31	78	95.5	19
13.	agilec.ca	26	36	31	16
14.	tracks.on.ca	21	36	37.5	14
15.	ymcaofsimcoemuskoka.ca	20	14	7	17
16.	jobs.livemorenow.ca	14	29	29	6
17.	simcoe.hua.hrsmart.com	13	27	20	1
18.	charityvillage.com	7	25	16	5