

# JOB DEMAND REPORT

## JULY 2020

*Job posting data collected by Work in Simcoe County from job boards and employer websites who recruit candidates in Simcoe County.*

### HIGHLIGHTS

JOB POSTINGS BY THE NUMBERS				# OF DAYS POSTED	
TOTAL ACTIVE	NEW THIS MONTH	COMPANIES	JOB BOARDS	AVERAGE	MEDIAN
4,047	3,002	1,756	14	19	16

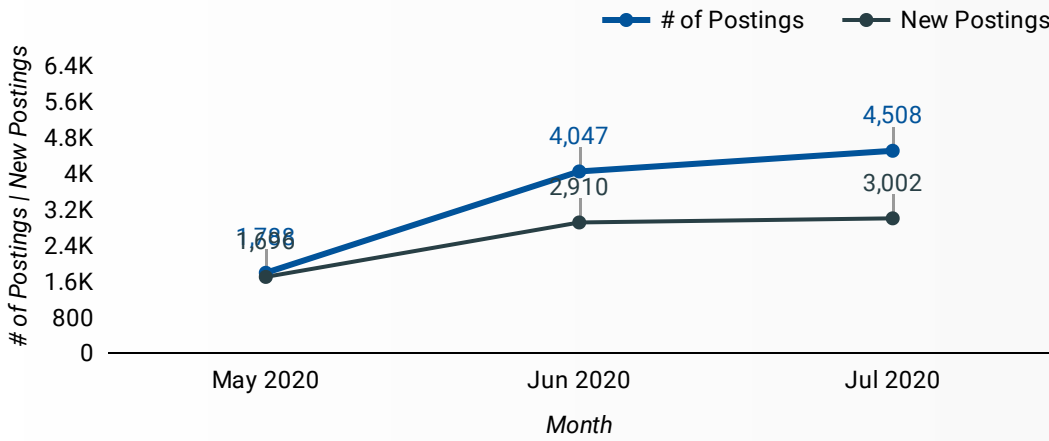
## REPORT BUILDER

The default filter selection below will show all job demand data for the month. You can use the filters to create a customized report for the purpose of understanding a subset of the data.

MUNICIPALITY	JOB TYPE	JOB DURATION
JOB BOARD	ADDITIONAL LANGUA...	QUICK FIND
SKILL LEVEL		
SKILL TYPE NAME / 1-DIGIT NATIONAL OCCUPATIONAL CLASSIFICATION CODE		
MAJOR GROUP / 2-DIGIT NATIONAL OCCUPATIONAL CLASSIFICATION CODE		
MINOR GROUP / 3-DIGIT NATIONAL OCCUPATIONAL CLASSIFICATION CODE		
UNIT GROUP / 4-DIGIT NATIONAL OCCUPATIONAL CLASSIFICATION CODE		
COMPANY OR EMPLOYMENT AGENCY		

## JOB POSTINGS BY MONTH

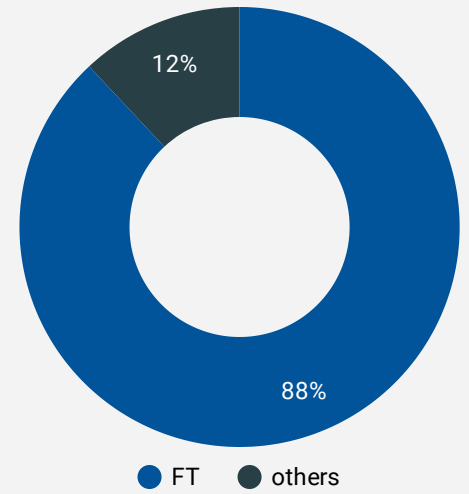
How many job postings were active for at least 1 day this month?



NOTE: This graph cannot be filtered using the controls on the cover page

## JOB TYPE

Full-time vs Part-time



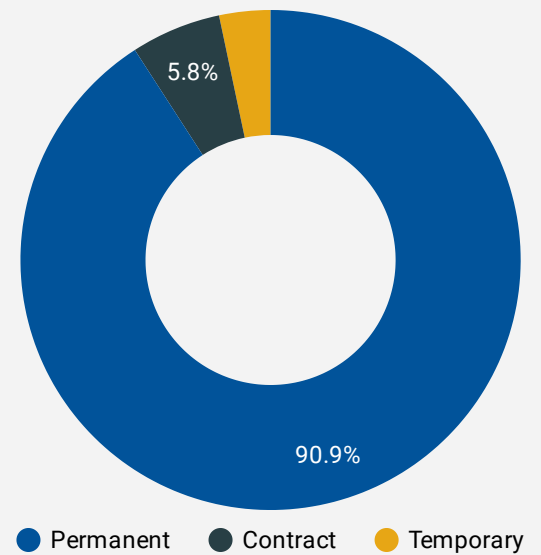
## JOB POSTINGS BY REGION

Where are job opportunities being offered?

	MUNICIPALITY	POSTING COUNT	AVG POSTING LENGTH IN DAYS	MEDIAN POSTING LENGTH IN DAYS
1.	Barrie	2,274	15	16
2.	Orillia	439	14	16
3.	New Tecumseth	286	14	16
4.	Collingwood	286	14	16
5.	Innisfil	280	15	16
6.	Midland	199	15	16
7.	Bradford West Gwillimbury	145	15	16
8.	Wasaga Beach	120	15	16

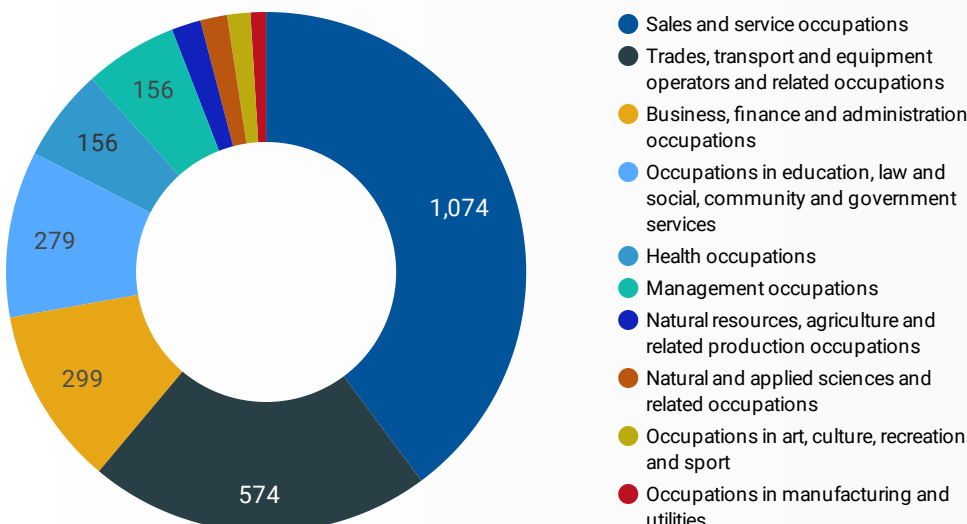
## JOB DURATION

Permanency of jobs posted



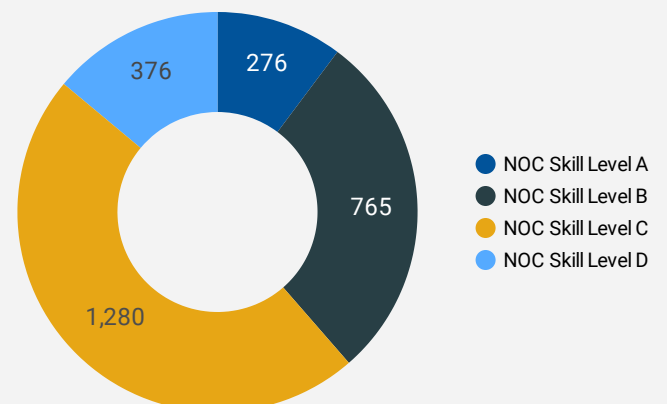
## JOB POSTINGS BY SKILL TYPE

What skill type is being recruited?



## JOB POSTINGS BY SKILL LEVEL

What education do occupations typically require?



Skill Level A = Usually University education | Skill Level B = Usually College education or Apprenticeship training | Skill Level C = Usually Secondary education or occupation-specific training | Skill Level D = Usually on-the-job training

## TOP OCCUPATIONS

What kind of jobs are in-demand?

	4 DIGIT NOC NAME	POSTINGS
1.	Retail salespersons	193
2.	Home support workers, housekeepers and related occupations	176
3.	Cooks	142
4.	Other customer and information services representatives	121
5.	Light duty cleaners	99
6.	Material handlers	94
7.	Food and beverage servers	88
8.	Transport truck drivers	81
9.	Delivery and courier service drivers	69
10.	Cashiers	69
11.	Retail and wholesale trade managers	63
12.	Carpenters	53
13.	Administrative assistants	52
14.	Janitors, caretakers and building superintendents	50
15.	Food counter attendants, kitchen helpers and related support occupations	50
16.	Receptionists	43
17.	Dental assistants	42
18.	Construction trades helpers and labourers	34
19.	Painters and decorators (except interior decorators)	32
20.	Accounting technicians and bookkeepers	32
21.	Shippers and receivers	31
22.	Home child care providers	29
23.	Roofers and shinglers	28
24.	Security guards and related security service occupations	28
25.	Retail and wholesale buyers	27
26.	Residential and commercial installers and servicers	26
27.	Landscaping and grounds maintenance labourers	24
28.	Landscape and horticulture technicians and specialists	23
29.	Bartenders	21
30.	Heavy equipment operators (except crane)	20

## TOP EMPLOYERS/AGENCIES

Who is hiring?

	COMPANY	POSTINGS
1.	Kijiji	433
2.	Royal Victoria Regional Health Centre	49
3.	Walmart Canada	41
4.	Sienna Senior Living	37
5.	Starbucks	28
6.	Friday Harbour Resort	26
7.	Orillia Soldiers' Memorial Hospital	25
8.	Recipe Unlimited Corporation	25
9.	Loblaw Companies Limited	24
10.	We Check	24
11.	Simcoe Parts Service Inc.	23
12.	Canada Post - Postes Canada	23
13.	Tim Hortons	22
14.	Lowe's	20
15.	County of Simcoe	20
16.	Bulk Barn	18
17.	Napoleon Products	18
18.	Baxter	18
19.	CSR Cosmetic Solutions Inc.	17
20.	Shoppers Drug Mart	17
21.	Horseshoe Resort	16
22.	YMCA of Simcoe/Muskoka	15
23.	PartSource	14
24.	Chartwell Retirement Residences	13
25.	Hinduja Global Solutions	13
26.	Stevenson Memorial Hospital	13
27.	Empower Simcoe	13

## OCCUPATIONS BY FREQUENCY & LENGTH OF JOB POSTINGS

What jobs are hard to fill and/or in-demand?

	4 DIGIT NOC	4 DIGIT NOC NAME	SKILL LEVEL	POSTING COUNT	AVG POSTING LENGTH IN DAYS	MEDIAN POSTING LENGTH IN DAYS
1.	6421	Retail salespersons	NOC Skill Level C	193	15	16
2.	4412	Home support workers, housekeepers and related occupations	NOC Skill Level C	176	15	16
3.	6322	Cooks	NOC Skill Level B	142	15	16
4.	6552	Other customer and information services representatives	NOC Skill Level C	121	14	16
5.	6731	Light duty cleaners	NOC Skill Level D	99	14	16
6.	7452	Material handlers	NOC Skill Level C	94	14	16
7.	6513	Food and beverage servers	NOC Skill Level C	88	15	16
8.	7511	Transport truck drivers	NOC Skill Level C	81	14	16
9.	7514	Delivery and courier service drivers	NOC Skill Level C	69	14	16
10.	6611	Cashiers	NOC Skill Level D	69	13	16
11.	621	Retail and wholesale trade managers	NOC Skill Level A	63	14	16
12.	7271	Carpenters	NOC Skill Level B	53	15	16
13.	1241	Administrative assistants	NOC Skill Level B	52	14	16
14.	6733	Janitors, caretakers and building superintendents	NOC Skill Level D	50	13	16
15.	6711	Food counter attendants, kitchen helpers and related support occupations	NOC Skill Level D	50	14	16
16.	1414	Receptionists	NOC Skill Level C	43	11	16
17.	3411	Dental assistants	NOC Skill Level C	42	14	16
18.	7611	Construction trades helpers and labourers	NOC Skill Level D	34	15	16
19.	7294	Painters and decorators (except interior decorators)	NOC Skill Level B	32	15	16
20.	1311	Accounting technicians and bookkeepers	NOC Skill Level B	32	15	16
21.	1521	Shippers and receivers	NOC Skill Level C	31	16	16
22.	4411	Home child care providers	NOC Skill Level C	29	15	16
23.	7291	Roofers and shinglers	NOC Skill Level B	28	18	16
24.	6541	Security guards and related security service occupations	NOC Skill Level C	28	13	16
25.	6222	Retail and wholesale buyers	NOC Skill Level B	27	14	16
26.	7441	Residential and commercial installers and servicers	NOC Skill Level C	26	14	16
27.	8612	Landscaping and grounds maintenance labourers	NOC Skill Level D	24	14	16
28.	2225	Landscape and horticulture technicians and specialists	NOC Skill Level B	23	18	16
29.	6512	Bartenders	NOC Skill Level C	21	15	16
30.	7501	Heavy equipment operators (except tractors)	NOC Skill Level C	20	15	16

## JOB POSTINGS BY 3-DIGIT NATIONAL OCCUPATION CLASSIFICATION

What jobs are hard to fill and/or in-demand?

	3 DIGIT NOC	3 DIGIT NOC NAME	SKILL LEVEL	POSTING COUNT	AVG POSTING LENGTH IN DAYS	MEDIAN POSTING LENGTH IN DAYS
1.	441	Home care providers and educational support occupations	NOC Skill Level C	206	15	16
2.	642	Retail salespersons	NOC Skill Level C	193	15	16
3.	673	Cleaners	NOC Skill Level D	165	14	16
4.	751	Motor vehicle and transit drivers	NOC Skill Level C	165	14	16
5.	632	Chefs and cooks	NOC Skill Level B	159	15	16
6.	655	Customer and information services representatives	NOC Skill Level C	123	14	16
7.	651	Occupations in food and beverage service	NOC Skill Level C	119	15	16
8.	745	Longshore workers and material handlers	NOC Skill Level C	94	14	16
9.	661	Cashiers	NOC Skill Level D	69	13	16
10.	727	Carpenters and cabinetmakers	NOC Skill Level B	64	16	16
11.	141	General office workers	NOC Skill Level C	63	13	16
12.	729	Other construction trades	NOC Skill Level B	63	16	16

1 - 50 / 104 < >

## JOB POSTINGS BY 2-DIGIT NATIONAL OCCUPATION CLASSIFICATION

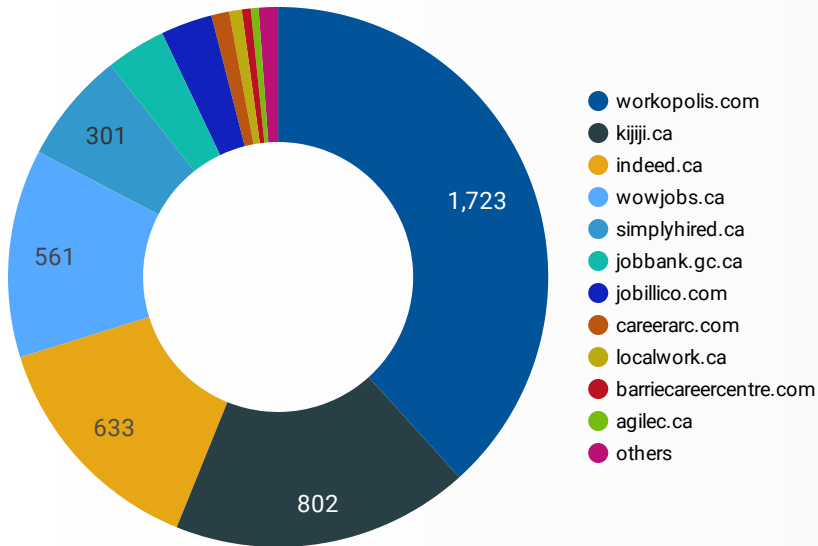
What jobs are hard to fill and/or in-demand?

	2 DIGIT NOC	2 DIGIT NOC NAME	SKILL LEVEL	POSTING COUNT	AVG POSTING LENGTH IN DAYS	MEDIAN POSTING LENGTH IN DAYS
1.	65	Service representatives and other customer and personal services occupations	NOC Skill Level C	308	15	16
2.	67	Service support and other service occupations, n.e.c.	NOC Skill Level D	222	14	16
3.	44	Care providers and educational, legal and public protection support occupations	NOC Skill Level C	208	15	16
4.	63	Service supervisors and specialized service occupations	NOC Skill Level B	204	15	16
5.	75	Transport and heavy equipment operation and related maintenance occupations	NOC Skill Level C	198	14	16
6.	64	Sales representatives and salespersons - wholesale and retail trade	NOC Skill Level C	193	15	16
7.	72	Industrial, electrical and construction trades	NOC Skill Level B	189	16	16
8.	74	Other installers, repairers and servicers and material handlers	NOC Skill Level C	122	15	16
9.	12	Administrative and financial supervisors and administrative occupations	NOC Skill Level B	89	15	16
10.	14	Office support occupations	NOC Skill Level C	88	13	16
11.	66	Sales support occupations	NOC Skill Level D	88	13	16

1 - 42 / 42 < >

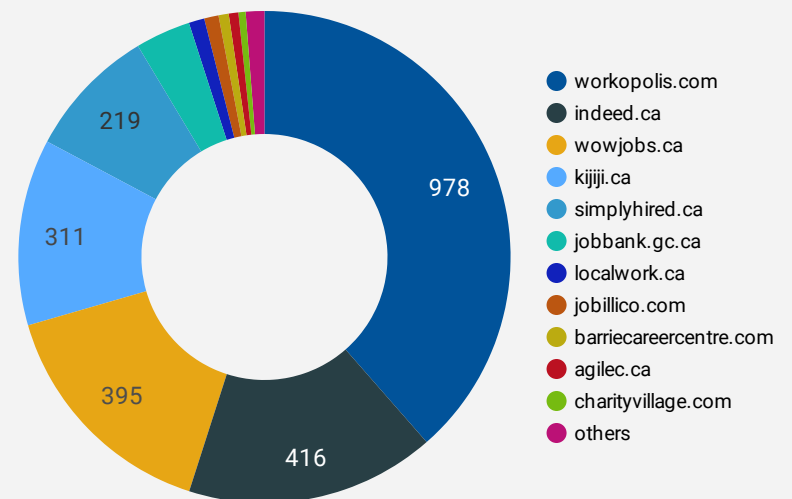
## JOB POSTINGS BY JOB BOARD

What share of unique job postings appear on each job board?



## COMPANIES BY JOB BOARD

What share of unique job postings appear on each job board?



## JOB POSTING DETAILS BY JOB BOARD

How does job posting activity differ by job board?

	JOB BOARD	POSTING COUNT	POSTING DAYS	POSTING DAYS	COMPANY
1.	workopolis.com	1,723	16	16	978
2.	kijiji.ca	802	16	16	311
3.	indeed.ca	633	15	11	416
4.	wowjobs.ca	561	9	9	395
5.	simplyhired.ca	301	15	16	219
6.	jobbank.gc.ca	161	22	16	92
7.	jobillico.com	139	16	11	24
8.	careerarc.com	48	30	27.5	11
9.	localwork.ca	34	25	31	26
10.	barriecareercentre.com	24			17
11.	agilec.ca	21	15	8	16
12.	jobboard.focuscdc.on.ca	18	41	41	11
13.	charityvillage.com	13	16	16	12
14.	simcoe.hua.hrsmart.com	9			1
15.	ymcaofsimcoemuskoka.ca	6	34	41	6
16.	tracks.on.ca	6			3