

JOB DEMAND REPORT

MAY 2020

Job posting data collected by Work in Simcoe County from job boards and employer websites who recruit candidates in Simcoe County.

HIGHLIGHTS

JOB POSTINGS BY THE NUMBERS				# OF DAYS POSTED	
TOTAL ACTIVE	NEW THIS MONTH	COMPANIE	JOB BOARDS	AVERAGE	MEDIAN
1,788	1,696	862	10	13	15

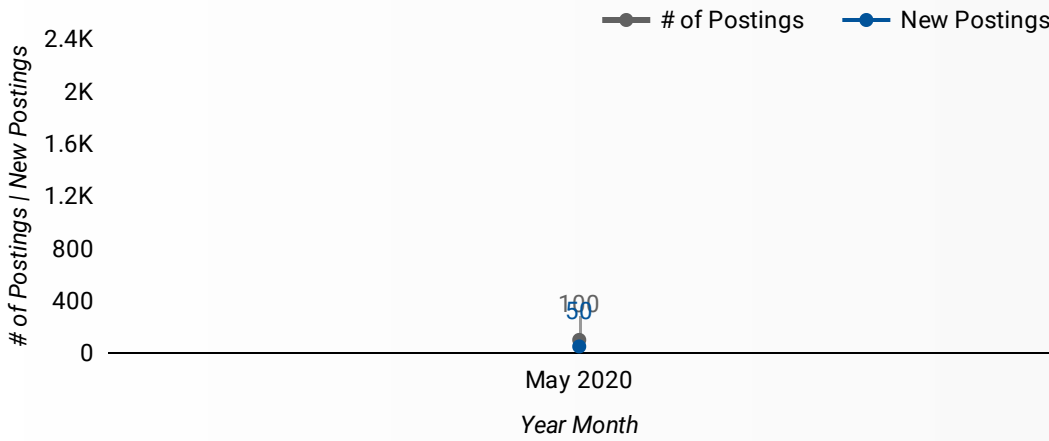
REPORT BUILDER

The default filter selection below will show all job demand data for the month. You can use the filters to create a customized report for the purpose of understanding a subset of the data.

MUNICIPALITY	JOB TYPE	JOB DURATION
JOB BOARD	ADDITIONAL LANGUA...	QUICK FIND
SKILL LEVEL		
SKILL TYPE NAME / 1-DIGIT NATIONAL OCCUPATIONAL CLASSIFICATION CODE		
MAJOR GROUP / 2-DIGIT NATIONAL OCCUPATIONAL CLASSIFICATION CODE		
MINOR GROUP / 3-DIGIT NATIONAL OCCUPATIONAL CLASSIFICATION CODE		
UNIT GROUP / 4-DIGIT NATIONAL OCCUPATIONAL CLASSIFICATION CODE		
COMPANY OR EMPLOYMENT AGENCY		

JOB POSTINGS BY MONTH

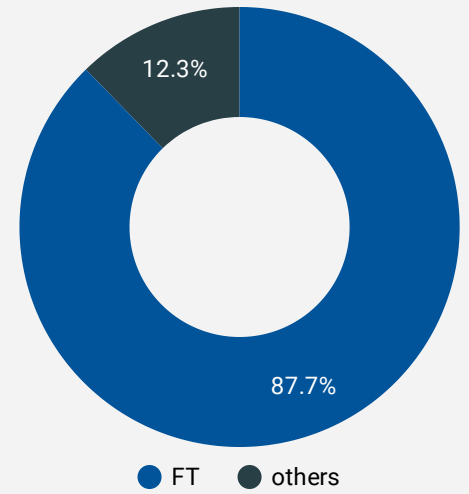
How many job postings were active for at least 1 day this month?



NOTE: This graph cannot be filtered using the controls on the cover page

JOB TYPE

Full-time vs Part-time



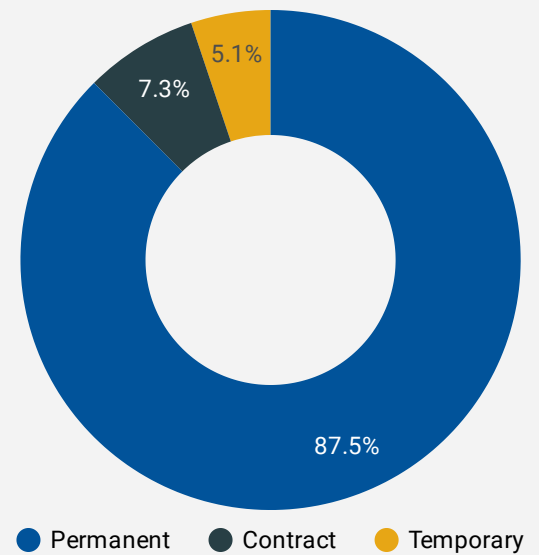
JOB POSTINGS BY REGION

Where are job opportunities being offered?

	MUNICIPALITY	POSTING COUNT	AVG POSTING LENGTH IN DAYS	MEDIAN POSTING LENGTH IN DAYS
1.	Barrie	878	11	11
2.	Orillia	182	14	15
3.	Collingwood	118	13	16
4.	New Tecumseth	117	14	15
5.	Midland	110	15	16
6.	Innisfil	80	13	14
7.	Bradford West Gwillimbury	76	13	14
8.	Wasaga Beach	50	13	8.5

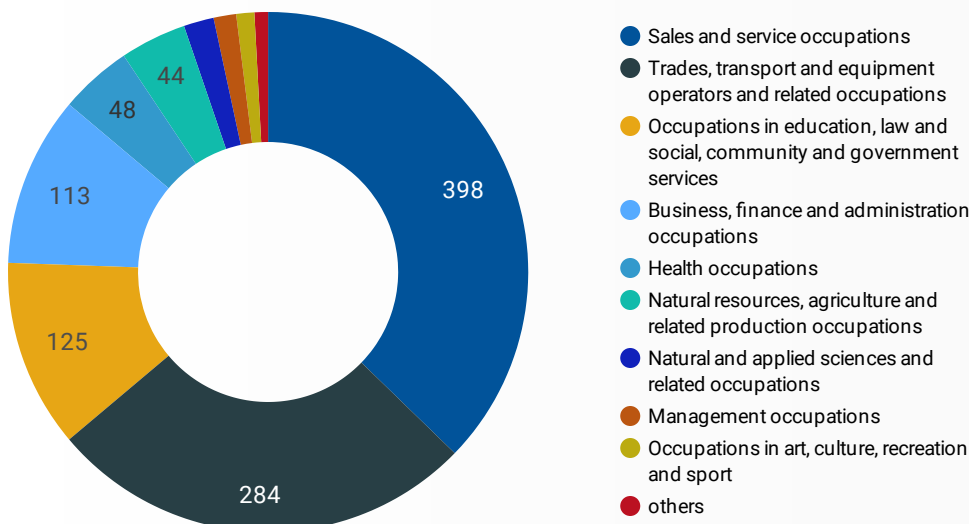
JOB DURATION

Permanency of jobs posted



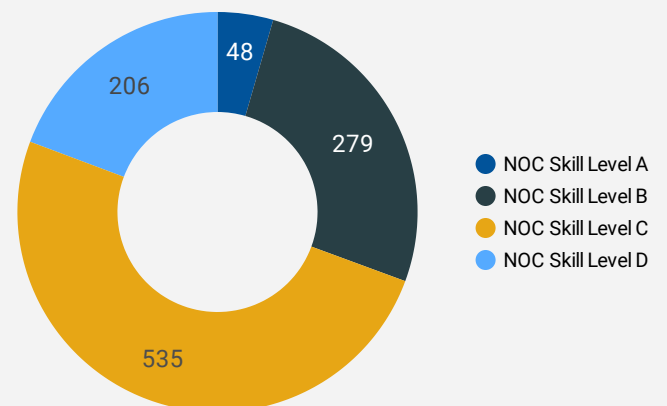
JOB POSTINGS BY SKILL TYPE

What skill type is being recruited?



JOB POSTINGS BY SKILL LEVEL

What education do occupations typically require?



Skill Level A = Usually University education | Skill Level B = Usually College education or Apprenticeship training | Skill Level C = Usually Secondary education or occupation-specific training | Skill Level D = Usually on-the-job training

TOP OCCUPATIONS

What kind of jobs are in-demand?

	4 DIGIT NOC NAME	POSTINGS ▾
1.	Home support workers, housekeepers and related occupations	171
2.	Retail salespersons	116
3.	Material handlers	109
4.	Other customer and information services representatives	91
5.	Cashiers	76
6.	Transport truck drivers	67
7.	Delivery and courier service drivers	65
8.	Landscaping and grounds maintenance labourers	53
9.	Store shelf stockers, clerks and order fillers	46
10.	Light duty cleaners	44
11.	Retail and wholesale buyers	42
12.	Carpenters	41
13.	Administrative assistants	38
14.	Cooks	38
15.	Construction trades helpers and labourers	32
16.	Food counter attendants, kitchen helpers and related support occupations	27
17.	Janitors, caretakers and building superintendents	26
18.	Food and beverage servers	24
19.	Security guards and related security service occupations	23
20.	Accounting technicians and bookkeepers	22
21.	General office support workers	20
22.	Receptionists	20
23.	Landscape and horticulture technicians and specialists	18
24.	Machinists and machining and tooling inspectors	17
25.	Shippers and receivers	17
26.	Data entry clerks	16
27.	Residential and commercial installers and servicers	16
28.	Other medical technologists and technicians (except dental health)	14
29.	Painters and decorators (except interior decorators)	13
30.	Licensed practical nurses	13

TOP EMPLOYERS/AGENCIES

Who is hiring?

	COMPANY	POSTINGS ▾
1.	Kijiji	62
2.	Walmart Canada	28
3.	Loblaw Companies Limited	20
4.	Sienna Senior Living	17
5.	Randstad Canada	16
6.	Canadian Tire	16
7.	The Home Depot	15
8.	TheGrassCutter/Snowman2000	15
9.	Royal Victoria Regional Health Centre	13
10.	Bulk Barn	13
11.	We Check	12
12.	Compass Group Canada	12
13.	Home Depot Canada	11
14.	Empower Simcoe	11
15.	CSR Cosmetic Solutions Inc.	10
16.	YMCA of Simcoe/Muskoka	9
17.	McDonald's Restaurants	9
18.	La CI	9
19.	Mark's	9
20.	METRO INC.	9
21.	Goodness Me! Natural Food Market	9
22.	GardaWorld	9
23.	DoorDash	8
24.	Glass Doctor of Barrie	8
25.	Staples Canada	8
26.	Lowe's	8
27.	MGR Workforce	7
28.	Amazon	7
29.	Allandale Station	7

OCCUPATIONS BY FREQUENCY & LENGTH OF JOB POSTINGS

What jobs are hard to fill and/or in-demand?

	4 DIGIT NOC	4 DIGIT NOC NAME	SKILL LEVEL	POSTING COUNT	AVG POSTING LENGTH IN DAYS	MEDIAN POSTING LENGTH IN DAYS
1.	4412	Home support workers, housekeepers and related occupations	NOC Skill Level C	104	15	16
2.	6421	Retail salespersons	NOC Skill Level C	76	13	12
3.	7452	Material handlers	NOC Skill Level C	56	10	8
4.	6552	Other customer and information services representatives	NOC Skill Level C	50	8	6
5.	6611	Cashiers	NOC Skill Level D	45	9	8
6.	7514	Delivery and courier service drivers	NOC Skill Level C	42	9	8.5
7.	7511	Transport truck drivers	NOC Skill Level C	38	18	17
8.	8612	Landscaping and grounds maintenance labourers	NOC Skill Level D	33	9	6
9.	6322	Cooks	NOC Skill Level B	30	15	16
10.	6622	Store shelf stockers, clerks and order fillers	NOC Skill Level D	29	10	9
11.	6222	Retail and wholesale buyers	NOC Skill Level B	26	16	15.5
12.	6731	Light duty cleaners	NOC Skill Level D	25	13	15.5
13.	7611	Construction trades helpers and labourers	NOC Skill Level D	22	11	8
14.	6711	Food counter attendants, kitchen helpers and related support occupations	NOC Skill Level D	19	18	16.5
15.	7271	Carpenters	NOC Skill Level B	19	16	15.5
16.	1241	Administrative assistants	NOC Skill Level B	19	7	5
17.	6541	Security guards and related security service occupations	NOC Skill Level C	16	18	17
18.	6513	Food and beverage servers	NOC Skill Level C	14	14	14
19.	7441	Residential and commercial installers and servicers	NOC Skill Level C	13	13	16
20.	1414	Receptionists	NOC Skill Level C	13	9	6.5
21.	6733	Janitors, caretakers and building superintendents	NOC Skill Level D	13	16	16
22.	1521	Shippers and receivers	NOC Skill Level C	12	5	5.5
23.	1411	General office support workers	NOC Skill Level C	11	7	5.5
24.	2225	Landscape and horticulture technicians and specialists	NOC Skill Level B	10	10	9.5
25.	3219	Other medical technologists and technicians (except dental health)	NOC Skill Level B	10	9	9
26.	7294	Painters and decorators (except interior decorators)	NOC Skill Level B	9	22	21.5
27.	7291	Roofers and shinglers	NOC Skill Level B	9	20	20
28.	1422	Data entry clerks	NOC Skill Level C	9	11	8
29.	1311	Accounting technicians and bookkeepers	NOC Skill Level B	9	10	10

JOB POSTINGS BY 3-DIGIT NATIONAL OCCUPATION CLASSIFICATION

What jobs are hard to fill and/or in-demand?

	3 DIGIT NOC	3 DIGIT NOC NAME	SKILL LEVEL	POSTING COUNT	AVG POSTING LENGTH IN DAYS	MEDIAN POSTING LENGTH IN DAYS
1.	441	Home care providers and educational support occupations	NOC Skill Level C	109	15	16
2.	751	Motor vehicle and transit drivers	NOC Skill Level C	86	13	13
3.	642	Retail salespersons	NOC Skill Level C	76	13	12
4.	745	Longshore workers and material handlers	NOC Skill Level C	57	10	8
5.	655	Customer and information services representatives	NOC Skill Level C	51	8	6
6.	673	Cleaners	NOC Skill Level D	46	14	16
7.	661	Cashiers	NOC Skill Level D	45	9	8
8.	662	Other sales support and related occupations	NOC Skill Level D	33	10	8
9.	632	Chefs and cooks	NOC Skill Level B	33	15	16
10.	861	Harvesting, landscaping and natural resources labourers	NOC Skill Level D	33	9	6
11.	622	Technical sales specialists in wholesale trade and retail and wholesale buyers	NOC Skill Level B	27	16	15.5

1 - 50 / 89 < >

JOB POSTINGS BY 2-DIGIT NATIONAL OCCUPATION CLASSIFICATION

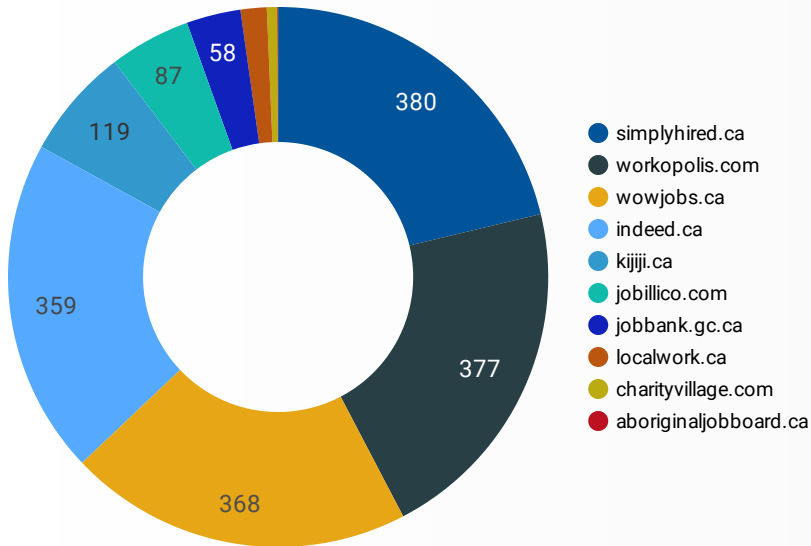
What jobs are hard to fill and/or in-demand?

	2 DIGIT NOC	2 DIGIT NOC NAME	SKILL LEVEL	POSTING COUNT	AVG POSTING LENGTH IN DAYS	MEDIAN POSTING LENGTH IN DAYS
1.	44	Care providers and educational, legal and public protection support occupations	NOC Skill Level C	109	15	16
2.	65	Service representatives and other customer and personal services occupations	NOC Skill Level C	92	10	8
3.	75	Transport and heavy equipment operation and related maintenance occupations	NOC Skill Level C	92	13	13.5
4.	72	Industrial, electrical and construction trades	NOC Skill Level B	83	16	16
5.	66	Sales support occupations	NOC Skill Level D	78	10	8
6.	64	Sales representatives and salespersons - wholesale and retail trade	NOC Skill Level C	76	13	12
7.	74	Other installers, repairers and servicers and material handlers	NOC Skill Level C	71	10	8
8.	67	Service support and other service occupations, n.e.c.	NOC Skill Level D	66	15	16
9.	63	Service supervisors and specialized service occupations	NOC Skill Level B	51	17	16
10.	14	Office support occupations	NOC Skill Level C	42	8	7
11.	62	Retail sales supervisors and specialized sales occupations	NOC Skill Level B	35	16	15.5

1 - 37 / 37 < >

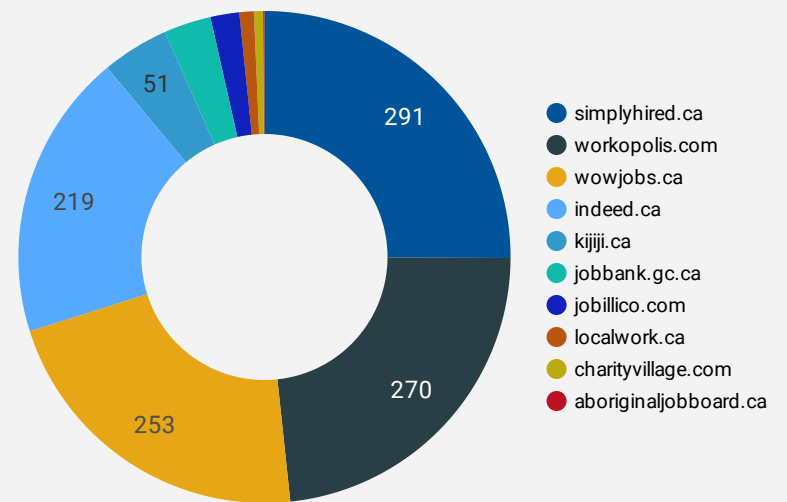
JOB POSTINGS BY JOB BOARD

What share of unique job postings appear on each job board?



COMPANIES BY JOB BOARD

What share of unique job postings appear on each job board?



JOB POSTING DETAILS BY JOB BOARD

How does job posting activity differ by job board?

	JOB BOARD	POSTING COUNT ▾	POSTING DAYS	POSTING DAYS	COMPANY
1.	simplyhired.ca	380	16	16	291
2.	workopolis.com	377	16	16	270
3.	wowjobs.ca	368	14	12	253
4.	indeed.ca	359	7	6	219
5.	kijiji.ca	119			51
6.	jobillico.com	87	10	8	22
7.	jobbank.gc.ca	58	17	16	36
8.	localwork.ca	28	27	29.5	11
9.	charityvillage.com	11	16	16	7
10.	aboriginaljobboard.ca	1	30	30	1